



US00D427401S

United States Patent [19] Kunkler

[11] Patent Number: **Des. 427,401**
[45] Date of Patent: **** Jun. 27, 2000**

[54] **MOP HEAD**
[75] Inventor: **Jeffery Scott Kunkler**, Chicago, Ill.
[73] Assignee: **The Procter & Gamble Company**, Cincinnati, Ohio
[**] Term: **14 Years**
[21] Appl. No.: **29/097,134**
[22] Filed: **Nov. 30, 1998**
[51] **LOC (7) Cl.** **04-01**
[52] **U.S. Cl.** **D32/50**
[58] **Field of Search** D32/40, 50, 51; 15/116.2, 119.2, 146, 147.1, 147.2, 171, 176.1, 208, 209.1, 210.1, 220.1, 228

4,747,518	5/1988	Lauwe	222/153
4,863,299	9/1989	Osberghaus et al.	401/15
4,971,471	11/1990	Sloan	401/203
5,092,699	3/1992	Silvenis	401/21
5,244,124	9/1993	Raffo	222/325
5,472,122	12/1995	Appleby	222/212
5,636,402	6/1997	Kubo et al.	15/98
5,735,959	4/1998	Kubo et al.	118/663
5,888,006	3/1999	Ping et al.	401/137

FOREIGN PATENT DOCUMENTS

65044	1/1990	Canada .
1 269 210	5/1990	Canada .
82685	12/1997	Canada .
83415	3/1998	Canada .
2225303	6/1998	Canada .

Primary Examiner—Alan P. Douglas
Assistant Examiner—Lavone D. Tabor
Attorney, Agent, or Firm—James C. Vago

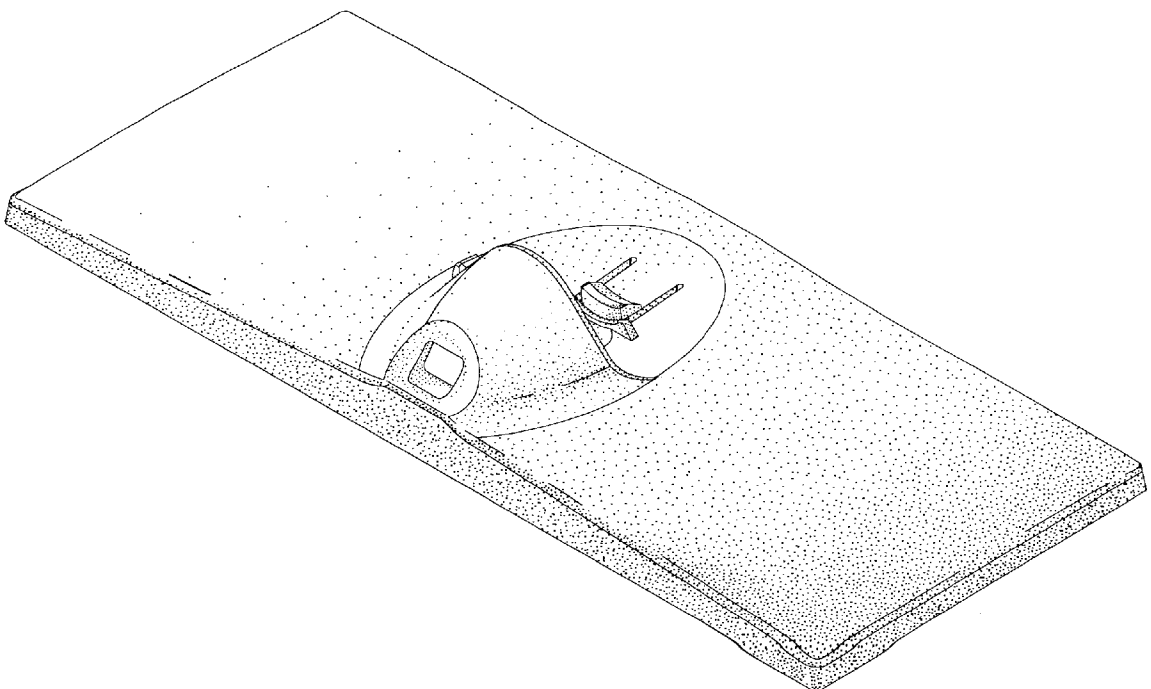
[56] **References Cited**
U.S. PATENT DOCUMENTS
D. 175,942 11/1955 Harris D32/50
D. 358,238 5/1995 Barnett D32/50
D. 391,715 3/1998 Irwin et al. D32/50
D. 396,908 8/1998 Beechuk et al. D32/45
D. 401,703 11/1998 Beechuk et al. D32/45
D. 402,776 12/1998 Carlson D32/50
1,715,632 6/1929 Wertheimer .
2,053,282 9/1936 Gewalt .
2,137,944 11/1938 MacLeod .
2,187,671 1/1940 Suddath .
2,470,837 5/1949 Polson .
2,618,799 11/1952 Barbato .
3,094,152 6/1963 Kenny et al. .
3,099,028 7/1963 Ardito .
3,188,669 6/1965 Beardslee .
3,278,974 10/1966 Nighswander .
4,119,386 10/1978 Cushing 401/138

[57] **CLAIM**
The ornamental design for a mop head, as shown and described.

DESCRIPTION

FIG. 1 is a back elevational view thereof;
FIG. 2 is a front elevational view thereof;
FIG. 3 is a top view thereof;
FIG. 4 is a perspective view of a mop head, embodying our new design; and,
FIG. 5 is a side elevational view, the other side being a mirror image thereof.
The broken lines shown in the drawings are for illustrative purposes only and form no part of the claimed design.

1 Claim, 3 Drawing Sheets



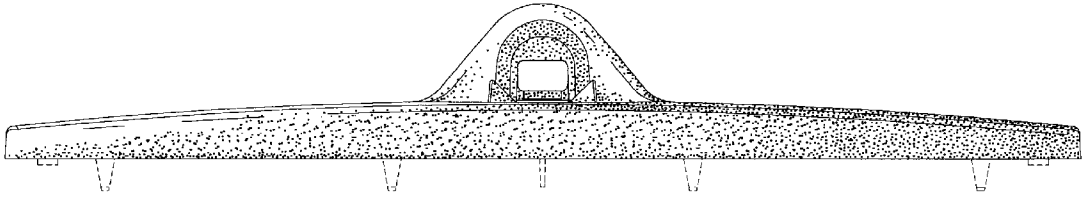


Fig. 1

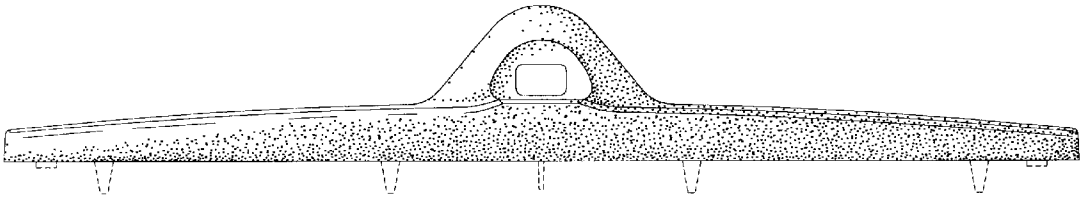


Fig. 2

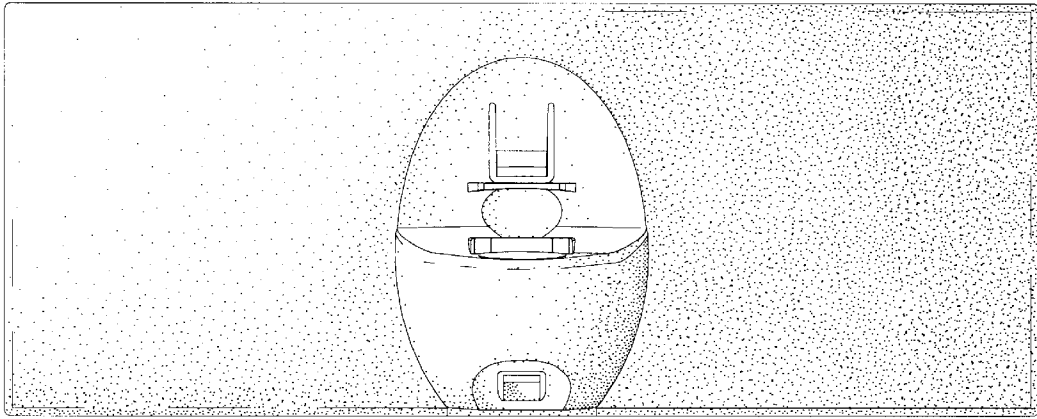


Fig. 3

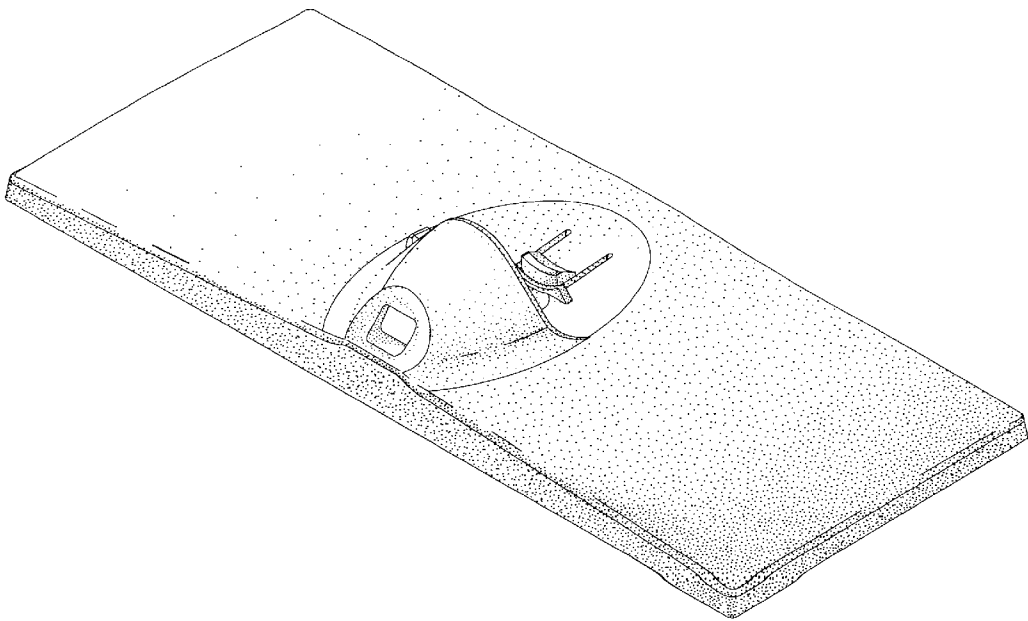


Fig. 4

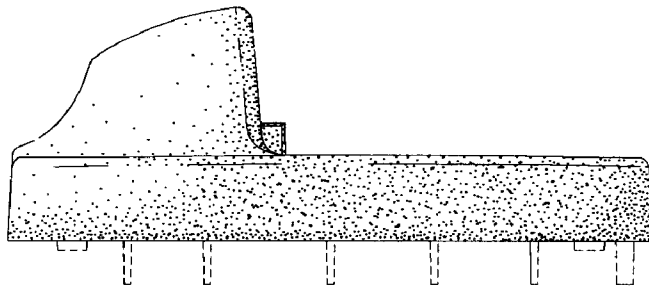


Fig. 5