



US0D1021761S

(12) **United States Design Patent**
Pribula et al.

(10) **Patent No.:** **US D1,021,761 S**

(45) **Date of Patent:** **** Apr. 9, 2024**

(54) **TIRE**

D457,486 S * 5/2002 Guspodin D12/579
D467,865 S 12/2002 Comps et al.
D481,990 S 11/2003 Hanna

(Continued)

(71) Applicant: **The Goodyear Tire & Rubber Company, Akron, OH (US)**

(72) Inventors: **David Michael Pribula, Alliance, OH (US); Dale Edward Umstot, Atwater, OH (US); Robert John Hermann, Cuyahoga Falls, OH (US); Michael William Diehl, Akron, OH (US)**

(73) Assignee: **The Goodyear Tire & Rubber Company, Akron, OH (US)**

(**) Term: **15 Years**

(21) Appl. No.: **29/846,253**

(22) Filed: **Jul. 14, 2022**

(51) **LOC (14) Cl.** **12-15**

(52) **U.S. Cl.**

USPC **D12/579**

(58) **Field of Classification Search**

USPC D12/568-605, 900, 901

CPC Y10T 152/10027; B60C 1/0016; B60C

11/0306; B60C 11/0302; B60C 3/06;

B60C 9/17

See application file for complete search history.

(56) **References Cited**

U.S. PATENT DOCUMENTS

D340,436 S	10/1993	Baus	
D384,622 S	10/1997	Scheuren et al.	
D385,519 S	10/1997	de Briey-Terlinden	
D388,033 S	12/1997	Scheuren	
D412,302 S	7/1999	Rayman	
D444,432 S	7/2001	Warchol	
D455,117 S *	4/2002	Guspodin D12/579	
D455,119 S	4/2002	Welbes	

OTHER PUBLICATIONS

U.S. Appl. No. 29/814,652, filed Nov. 8, 2021, Umstot, Goodyear.

Primary Examiner — John A Voytek

(74) *Attorney, Agent, or Firm* — June E. Rickey

(57)

CLAIM

The ornamental design for a tire, as shown and described.

DESCRIPTION

FIG. 1 is a perspective view of a tire showing our new design, it being understood that the pattern repeats uniformly throughout the circumference of the tread;

FIG. 2 is a front elevational view thereof;

FIG. 3 is a right side elevational view thereof; the left side elevational view being identical thereto;

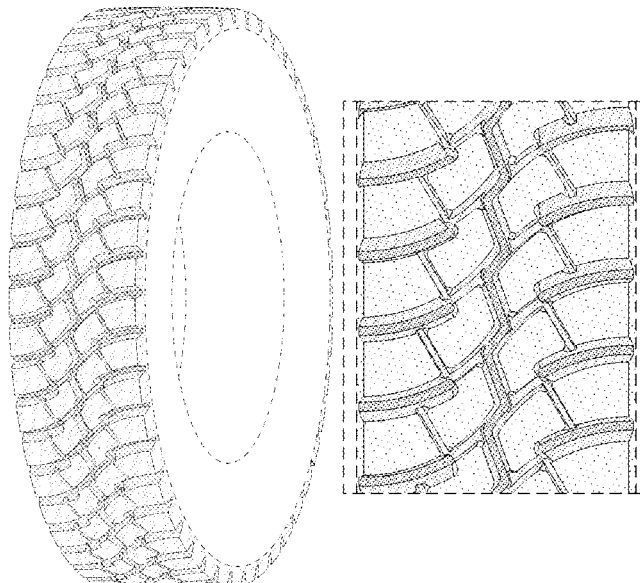
FIG. 4 is an enlarged fragmentary front elevational view thereof taken along line 4-4 of FIG. 2;

FIG. 5 is a perspective view of a second embodiment of a tire showing our new design, it being understood that the interior of the tire forms no part of the claim, that the pattern repeats uniformly throughout the circumference of the tread and that the opposite side view is identical thereto; and,

FIG. 6 is a front elevational view of a second embodiment, it being understood that an enlarged fragmentary view thereof would be substantially identical to that shown in FIG. 4, with the exception of the inclusion of the sidewall in the claim.

In the drawings, the broken lines immediately adjacent to the outer edges of the tire shoulder represent boundaries of the claim, and the broken lines depict environmental subject matter only and form no part of the claimed design. The dashed broken lines indicating an enlargement portion of the design form no part of the claimed design.

1 Claim, 6 Drawing Sheets



(56)

References Cited

U.S. PATENT DOCUMENTS

D483,718 S	*	12/2003	Hutz	B60C 13/02	D735,119 S	7/2015	Hermann et al.			
						D755,711 S	5/2016	Krier et al.			
D492,643 S		7/2004	Robert			D761,191 S	7/2016	Krier et al.			
D530,265 S	*	10/2006	Hutz	D12/579	D762,556 S	8/2016	Dixon et al.			
D549,157 S		8/2007	Maus			D780,685 S	3/2017	Krier et al.			
D577,657 S		9/2008	Maus			D785,554 S	5/2017	Krier et al.			
D597,022 S		7/2009	Pringiers			D786,782 S	5/2017	Dixon et al.			
D608,272 S	*	1/2010	Osaka	D12/596	D791,687 S	7/2017	Sueyoshi			
D610,075 S		2/2010	Song			D792,334 S	*	7/2017	Fujioka	D12/579
D622,211 S		8/2010	Maus et al.			D795,169 S	*	8/2017	Schultz	D12/579
D624,008 S	*	9/2010	Shan	D12/602	D810,670 S		2/2018	Farinelle et al.		
D627,709 S		11/2010	Harvey et al.			D813,795 S		3/2018	Farinelle et al.		
D628,954 S		12/2010	Shan et al.			D816,018 S		4/2018	Chiang et al.		
D638,352 S	*	5/2011	Osaka	D12/579	D832,197 S	*	10/2018	Guo	D12/579
D648,262 S		11/2011	Hermann et al.			D834,508 S		11/2018	Wang et al.		
D678,831 S		3/2013	Hermann et al.			D840,478 S		2/2019	Sprowl et al.		
D691,943 S		10/2013	Ma			D843,926 S		3/2019	Bonko et al.		
D695,210 S		12/2013	Tanaka			D844,545 S		4/2019	Uchiyama		
D711,814 S		8/2014	Ohara			D845,879 S		4/2019	Farinelle et al.		
D731,406 S		6/2015	Yamaguchi			D858,426 S		9/2019	Geng et al.		
D735,118 S		7/2015	Dixon et al.			D875,651 S	*	2/2020	Bonifas	D12/579
						D879,019 S		3/2020	Green		
						D887,958 S	*	6/2020	Geng	D12/16

* cited by examiner

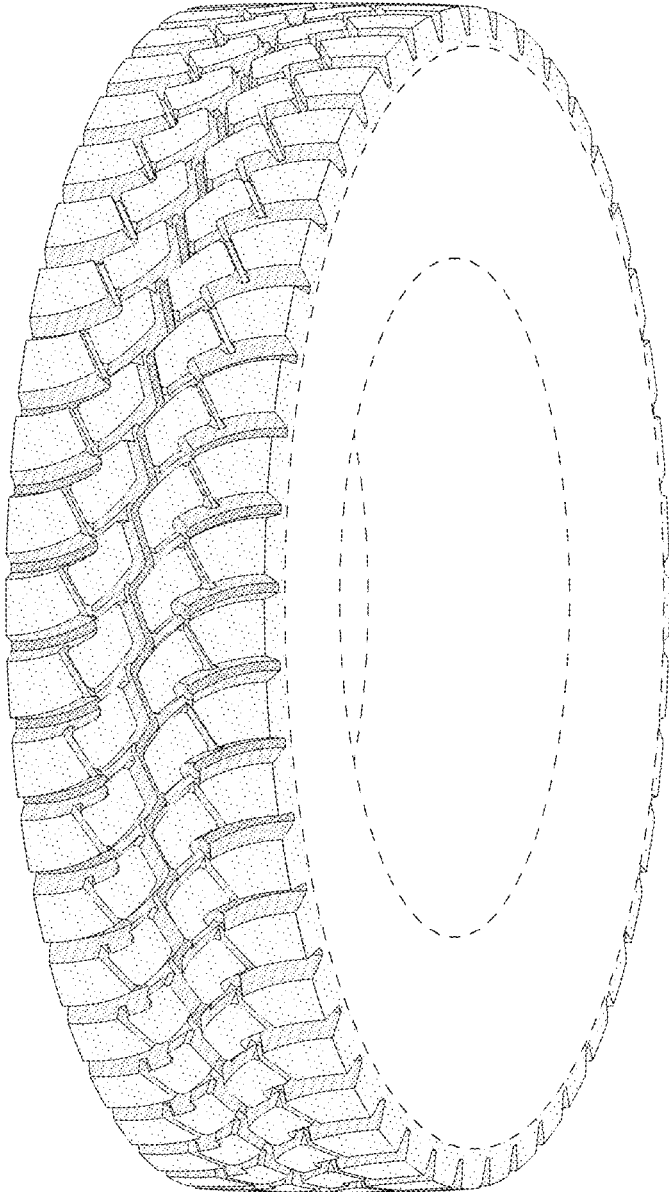


FIG - 1

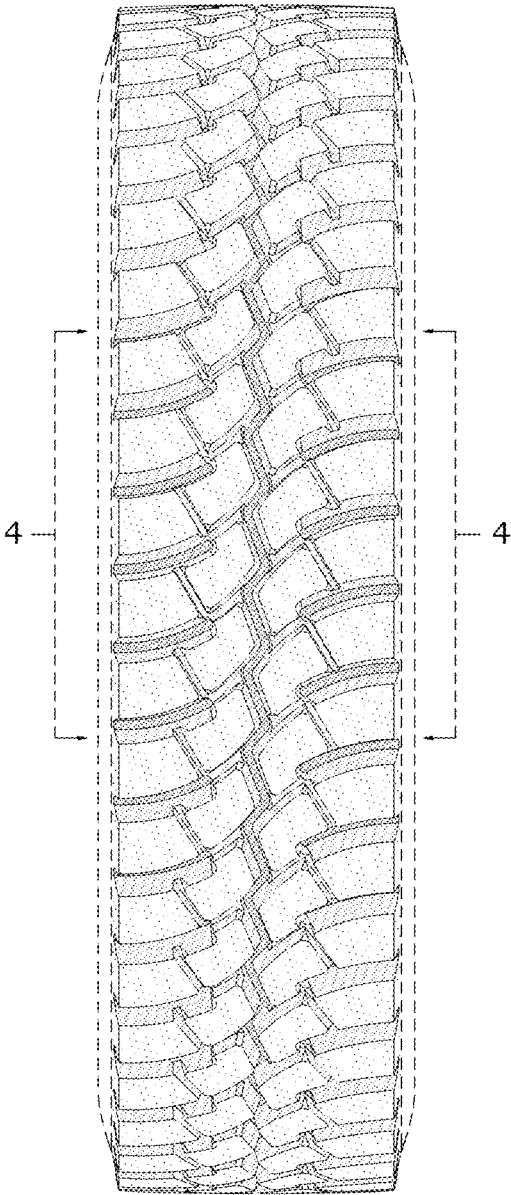


FIG - 2




FIG - 3

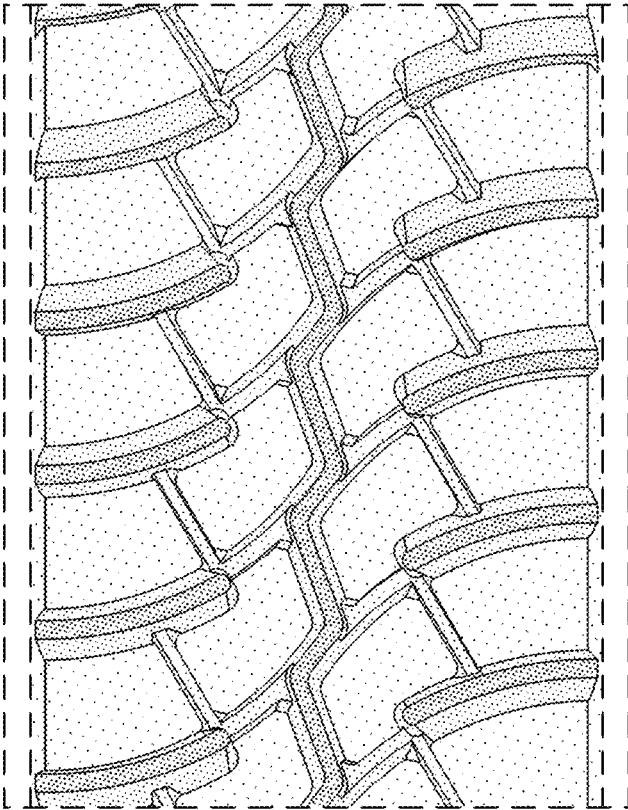


FIG - 4

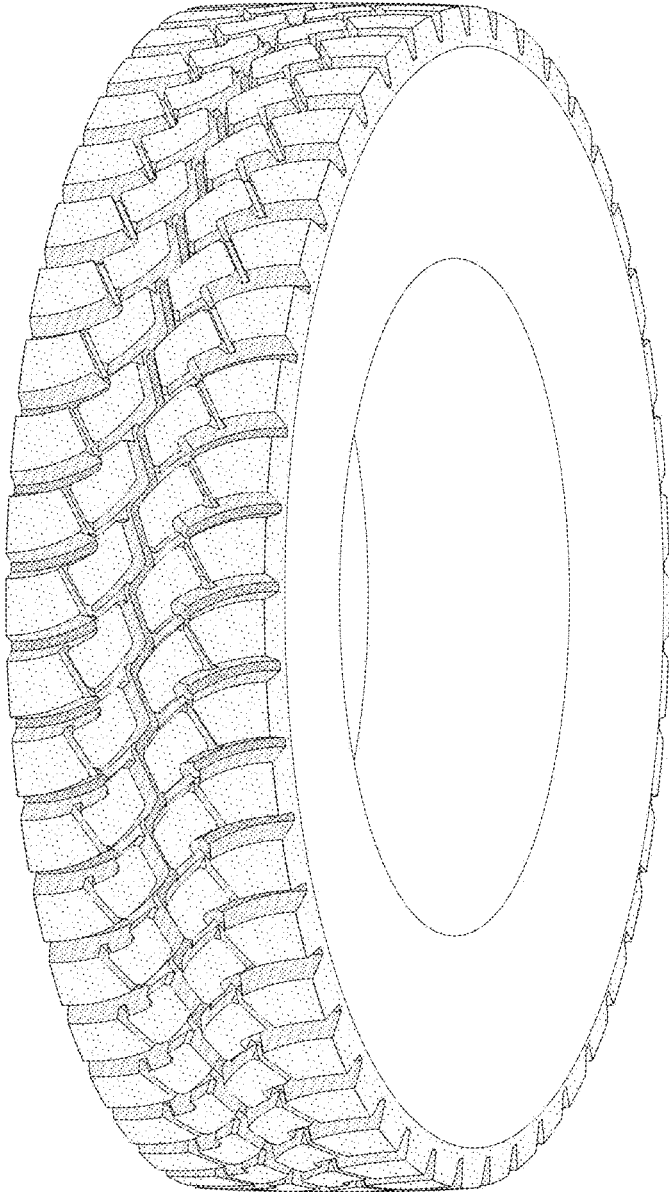


FIG - 5

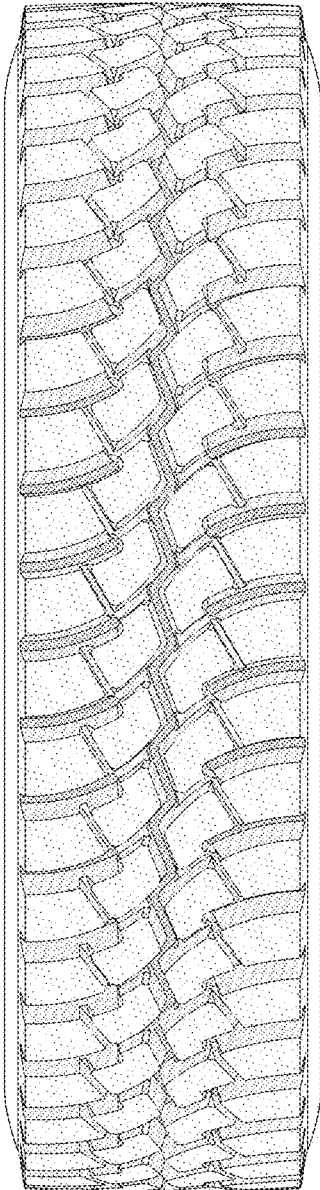


FIG - 6