



US00D796998S

(12) **United States Design Patent** (10) **Patent No.:** **US D796,998 S**  
**Christensen** (45) **Date of Patent:** **\*\* Sep. 12, 2017**

(54) **VEHICLE AND/OR REPLICA**  
(71) Applicant: **HONDA MOTOR CO., LTD.**,  
Minato-ku, Tokyo (JP)  
(72) Inventor: **Michelle L Christensen**, Los Angeles,  
CA (US)  
(73) Assignee: **HONDA MOTOR CO., LTD.**, Tokyo  
(JP)  
(\*\*) Term: **15 Years**  
(21) Appl. No.: **29/548,297**  
(22) Filed: **Dec. 11, 2015**  
(51) **LOC (10) Cl.** ..... **12-08**  
(52) **U.S. Cl.**  
USPC ..... **D12/92**  
(58) **Field of Classification Search**  
USPC ..... D12/86, 90-92, 88; D21/421, 433, 434;  
296/181.1, 181.5  
CPC ..... B62D 35/00; B62D 25/00; B62D 25/06;  
B62D 33/00  
See application file for complete search history.

D734,213 S \* 7/2015 Stephenson ..... D12/92  
D736,673 S \* 8/2015 Hall ..... D12/92  
D768,035 S \* 10/2016 Goto ..... D12/88

**OTHER PUBLICATIONS**

“Honda Heritage Center: A tribute to the past, a focus on the future: New Museum in Ohio Showcases Honda History in North America”, pp. 1-8, Dec. 18, 2014, Torrance, California. <http://www.hondanews.com/releases/honda-heritage-center-a-tribute-to-the-past-a-focus-on-the-future>.  
“Honda: The Power of Dreams”, 42 second mark of the embedded video, available as of Dec. 18, 2014, <URL: http://www.hondaheritagecenter.com/#gallery>.

\* cited by examiner

*Primary Examiner* — Melody N Brown  
(74) *Attorney, Agent, or Firm* — Arent Fox LLP

(57) **CLAIM**


The ornamental design for a vehicle and/or replica, as shown and described.

**DESCRIPTION**

The patent or application file contains at least one drawing executed in color. Copies of this patent or patent application publication with color drawing(s) will be provided by the Office upon request and payment of the necessary fee.  
FIG. 1 is a front view of a vehicle and/or replica showing my new design;  
FIG. 2 is a front and left side perspective view of the design shown in FIG. 1;  
FIG. 3 is a left side view of the design shown in FIG. 1;  
FIG. 4 is a rear and left side perspective view of the design shown in FIG. 1;  
FIG. 5 is a rear view of the design shown in FIG. 1; and,  
FIG. 6 is a top view of the design shown in FIG. 1.

**1 Claim, 6 Drawing Sheets**  
**(6 of 6 Drawing Sheet(s) Filed in Color)**

(56) **References Cited**  
**U.S. PATENT DOCUMENTS**  
D494,891 S \* 8/2004 Hoelzel ..... D12/92  
D507,992 S \* 8/2005 Stephenson ..... D12/92  
D508,438 S \* 8/2005 Tanaka ..... D12/92  
D517,949 S \* 3/2006 Nielander ..... D12/92  
D550,126 S \* 9/2007 Amprimo ..... D12/88  
D555,040 S \* 11/2007 Davidson ..... D12/92  
D555,041 S \* 11/2007 Davidson ..... D12/92  
D561,645 S \* 2/2008 Kim ..... D12/92  
D576,523 S \* 9/2008 Battams ..... D12/88  
D728,427 S \* 5/2015 Kim ..... D12/92  
D734,212 S \* 7/2015 Stephenson ..... D12/92






FIGURE 1

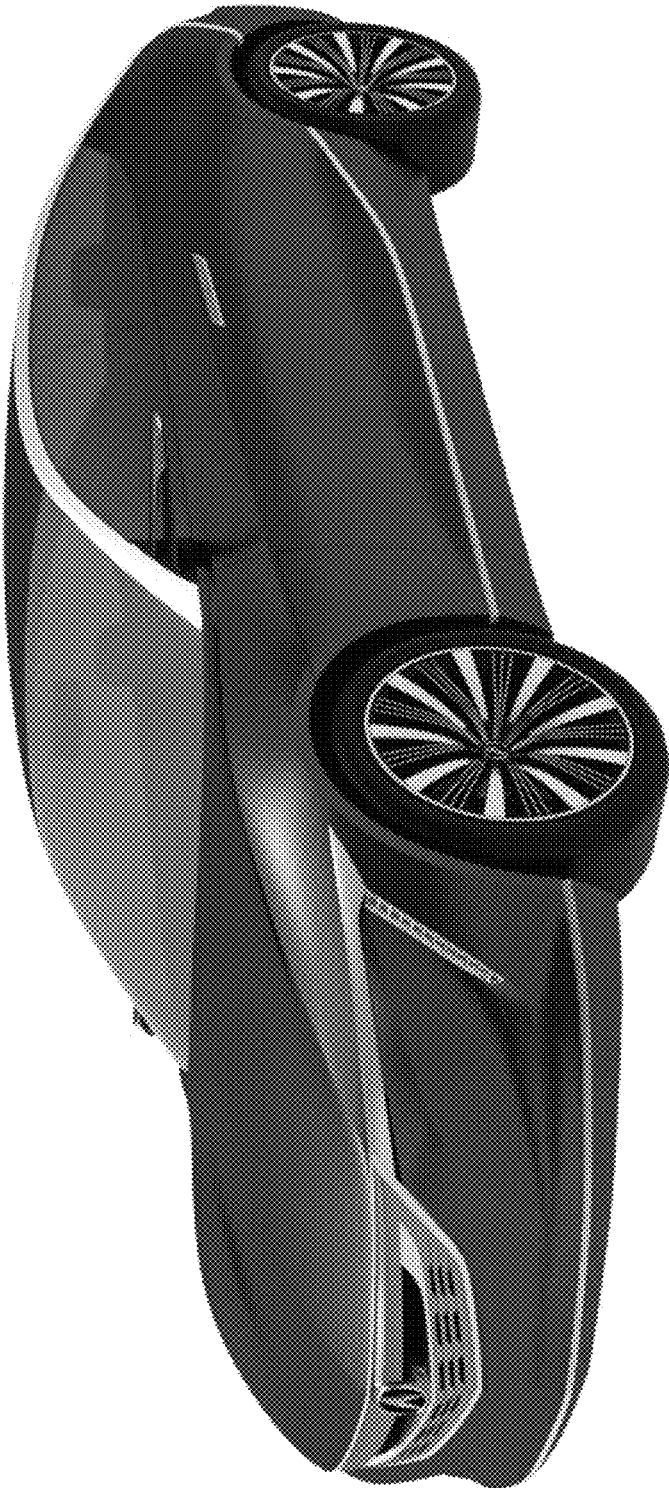


FIGURE 2




FIGURE 3




FIGURE 4



FIGURE 5



FIGURE 6