



US00D807884S

(12) **United States Design Patent**
Blanchette et al.

(10) **Patent No.:** **US D807,884 S**
(45) **Date of Patent:** **** Jan. 16, 2018**

(54) **TACTILE BRAILLE TABLET**
(71) Applicant: **TECHNOLOGIES HUMANWARE INC.**, Drummondville (Québec) (CA)
(72) Inventors: **Luc Blanchette**, Montréal (CA); **Éric Lapointe**, Montréal (CA); **Georges Bourque**, Montréal (CA); **Guy Santerre**, Varennes (CA); **Sébastien McKenzie-Faucher**, Brossard (CA); **Dominic R. Labbé**, McMasterville (CA)

6,128,671 A 10/2000 Weijand
6,163,280 A 12/2000 Breider
6,255,938 B1 7/2001 Bornschein
6,351,726 B1 2/2002 Wong
6,542,623 B1 4/2003 Kahn
(Continued)

(73) Assignee: **Technologies Humanware Inc.** (CA)

(**) Term: **15 Years**

(21) Appl. No.: **29/545,318**

(22) Filed: **Nov. 11, 2015**

(51) **LOC (11) Cl.** **14-02**

(52) **U.S. Cl.**
USPC **D14/389**

(58) **Field of Classification Search**
USPC D18/1-12.3, 46-49; D14/125-127, 230, D14/307, 314, 323, 336, 345, 385, 422, D14/496, 373, 371, 374-377, 341, 389; 705/16, 17; D99/34, 43; 235/449; 400/109.1
CPC G07G 1/0018; G07G 1/12; G06F 21/86; G09B 21/003; G09B 21/004; G09B 21/02
See application file for complete search history.

(56) **References Cited**

U.S. PATENT DOCUMENTS

D106,716 S * 10/1937 Benoit D18/1
D287,854 S * 1/1987 Crews D18/12
D312,451 S * 11/1990 Katoh D18/1
D319,651 S * 9/1991 Hu Huang D18/7
5,293,464 A 3/1994 Hirano et al.
5,412,189 A 5/1995 Cragun
D359,752 S * 6/1995 Yoshida D18/1

OTHER PUBLICATIONS

Myers, Andrew, Stanford summer course yields touchscreen Braille writer, Stanford Report, Oct. 7, 2011.
(Continued)

Primary Examiner — Susan Bennett Hattan
Assistant Examiner — Brett Miller

(74) *Attorney, Agent, or Firm* — Hovey Williams LLP

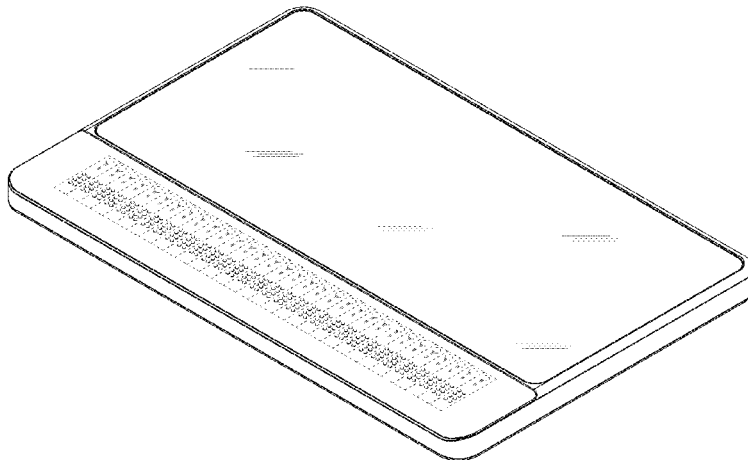
(57) **CLAIM**

The ornamental design for a tactile Braille tablet, as shown and described.

DESCRIPTION

FIG. 1 is a front perspective view of a first variant of the tactile Braille tablet;
FIG. 2 is a top plan view thereof;
FIG. 3 is a bottom plan view thereof;
FIG. 4 is a front elevational view thereof;
FIG. 5 is a rear elevational view thereof;
FIG. 6 is a left side elevational view thereof;
FIG. 7 is a right side elevational view thereof;
FIG. 8 is a front perspective view of a second variant of the tactile Braille tablet;
FIG. 9 is a top plan view thereof;
FIG. 10 is a bottom plan view thereof;
FIG. 11 is a front elevational view thereof;
FIG. 12 is a rear elevational view thereof;
FIG. 13 is a left side elevational view thereof; and,
FIG. 14 is a right side elevational view thereof.
The broken lines depict portions of the tactile Braille tablet that form no part of the claim.

1 Claim, 10 Drawing Sheets



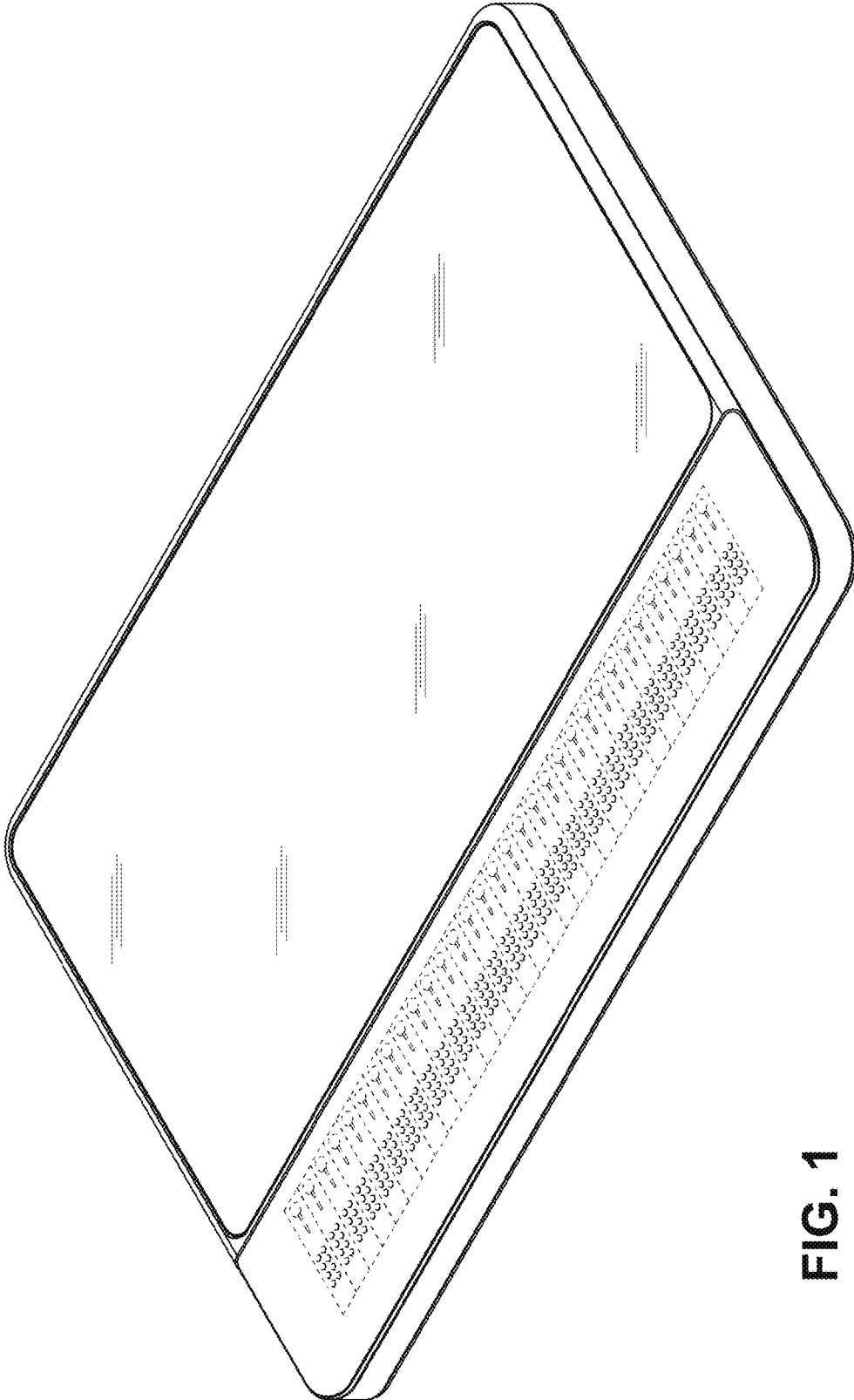


FIG. 1




FIG. 2




FIG. 3




FIG. 4



FIG. 5



FIG. 6



FIG. 7

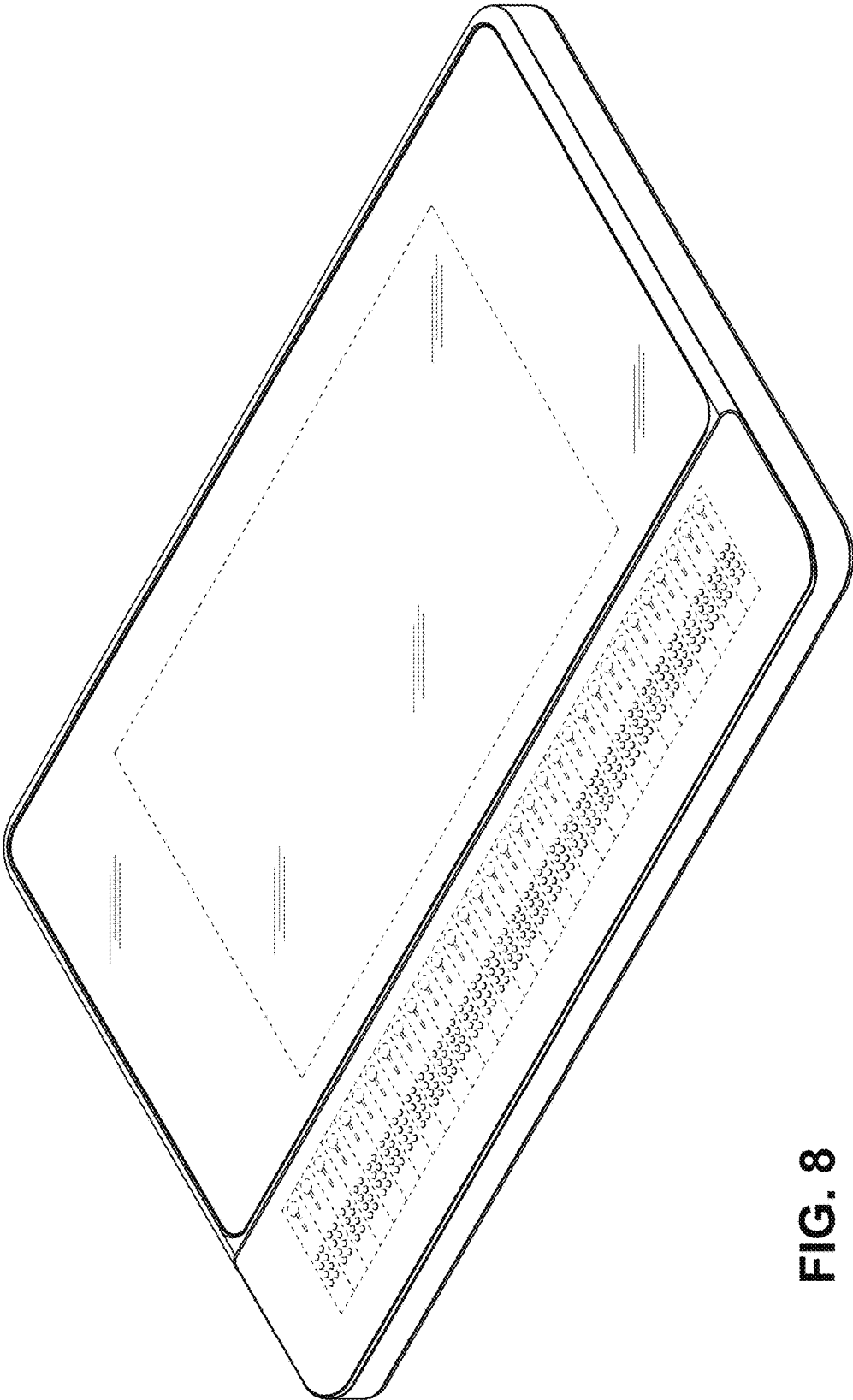


FIG. 8




FIG. 9




FIG. 10

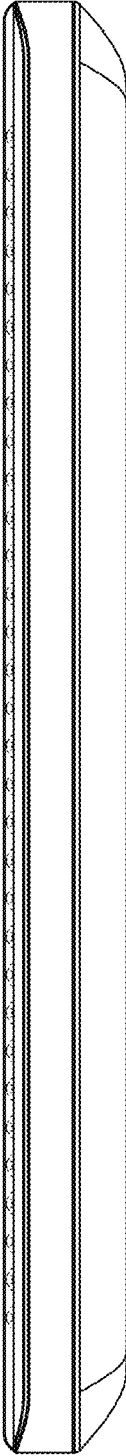


FIG. 11




FIG. 12




FIG. 13



FIG. 14