



US00D958044S

(12) **United States Design Patent**  
**O'Hara et al.**

(10) **Patent No.:** **US D958,044 S**

(45) **Date of Patent:** **\*\* Jul. 19, 2022**

(54) **COLLAPSIBLE TABLE FOR A VEHICLE**

D879,267 S \* 3/2020 Terrill ..... D23/308  
D889,384 S \* 7/2020 Cantrell ..... D12/426.1  
D912,606 S \* 3/2021 Chen ..... D12/412

(71) Applicant: **Gulfstream Aerospace Corporation,**  
Savannah, GA (US)

(Continued)

(72) Inventors: **Timothy O'Hara,** Savannah, GA (US);  
**Joe Guthrie,** Savannah, GA (US);  
**Matthew Dixon,** Savannah, GA (US)

**FOREIGN PATENT DOCUMENTS**

EP 1636087 B1 4/2007  
EP 2627560 B1 7/2015  
NO 2020065306 A1 4/2020

(73) Assignee: **Gulfstream Aerospace Corporation,**  
Savannah, GA (US)

**OTHER PUBLICATIONS**

(\*\*) Term: **15 Years**

"MSB Launches New Zero Gravity Lift Assist System to Support Six-Place Conference Table" MSB., May 17, 2021 [online], [retrieved on Mar. 9, 2022]. Retrieved from the Internet <URL: <https://tinyurl.com/yeyn5eeh>> (Year: 2021).\*

(21) Appl. No.: **29/709,830**

(Continued)

(22) Filed: **Oct. 17, 2019**

(51) **LOC (13) Cl.** ..... **12-16**

(52) **U.S. Cl.**  
USPC ..... **D12/400**

(58) **Field of Classification Search**  
USPC ..... D12/172, 174, 182, 190, 215, 223, 400,  
D12/406, 408, 412, 414, 415, 420, 426,  
D12/418; D6/418, 318, 338, 426, 429,  
D6/440, 451, 489, 510, 511, 698, 699,  
D6/553, 567, 574, 406  
CPC . B60R 9/06; A47B 37/04; F41A 23/06; F41A  
23/34; F41A 23/02; B60D 1/075; B60N  
3/001

See application file for complete search history.

*Primary Examiner* — Darlington Ly  
*Assistant Examiner* — Nasim Abdulaziz Ali  
(74) *Attorney, Agent, or Firm* — LKGlobal | Lorenz & Kopf, LLP

(57) **CLAIM**

The ornamental design for a collapsible table for a vehicle, as shown and described.

**DESCRIPTION**

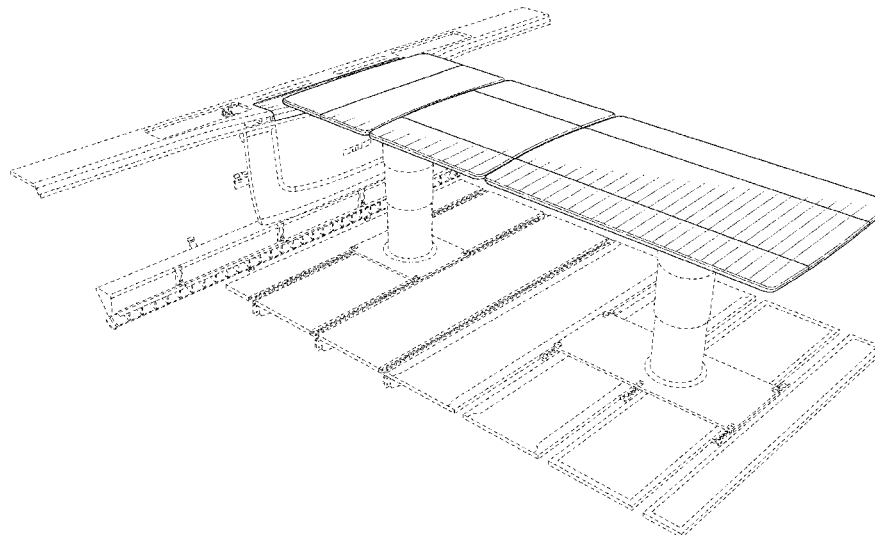
FIG. 1 is a front perspective view of a collapsible table for a vehicle showing our new design;  
FIG. 2 is a left side elevation view thereof;  
FIG. 3 is a right side view elevation thereof;  
FIG. 4 is a rear elevation view thereof;  
FIG. 5 is a front elevation view thereof;  
FIG. 6 is a top plan view thereof; and,  
FIG. 7 is a bottom plan view thereof.  
The broken lines in the drawings illustrate portions of the collapsible table for a vehicle that form no part of the claimed design. The broken lines illustrating portions of a vehicle show environmental structure that forms no part of the claimed design.

(56) **References Cited**

**U.S. PATENT DOCUMENTS**

5,947,416 A 9/1999 Kraft  
5,957,062 A \* 9/1999 Cox ..... A47B 3/0815  
108/133  
D415,995 S \* 11/1999 Kanehl, Jr. .... D12/419  
7,506,923 B1 3/2009 Gauss  
D782,957 S \* 4/2017 Dall'Era ..... D12/416  
D801,256 S \* 10/2017 Kasparian ..... D12/425  
D825,238 S \* 8/2018 Tsukii ..... D6/699

**1 Claim, 4 Drawing Sheets**



(56)

**References Cited**

## U.S. PATENT DOCUMENTS

D919,553 S \* 5/2021 Pribicevich ..... D12/425  
D929,307 S \* 8/2021 Brown ..... D12/414  
D941,227 S \* 1/2022 Spencer ..... D12/345  
2010/0187357 A1 7/2010 Funke et al.  
2017/0251806 A1\* 9/2017 Newman ..... A47B 9/20  
2021/0300225 A1\* 9/2021 Hwang ..... B60N 2/12  
2021/0300226 A1\* 9/2021 Burggraf ..... B61D 37/00  
2021/0321765 A1\* 10/2021 Kwon ..... A63G 13/04  
2021/0380148 A1\* 12/2021 Pinzauti ..... B60N 3/001  
2022/0063458 A1\* 3/2022 Lee ..... B60J 5/10

## OTHER PUBLICATIONS

“Fuselage Table” Plane Industries., Feb. 3, 2019 [online], [retrieved on Mar. 9, 2022], Retrieved from the Internet <URL: <https://www.planeindustries.com/airbus-a320-fuselage-table/>> (Year: 2019).\*

“Espoke Aircraft Interior Table Solutions” Starling Aerospace., Apr. 5, 2017 [online], [retrieved on Mar. 9, 2022], Retrieved from the Internet <URL: <https://www.starlingaerospace.co.uk/25/45/tables/>> (Year: 2017).\*

\* cited by examiner

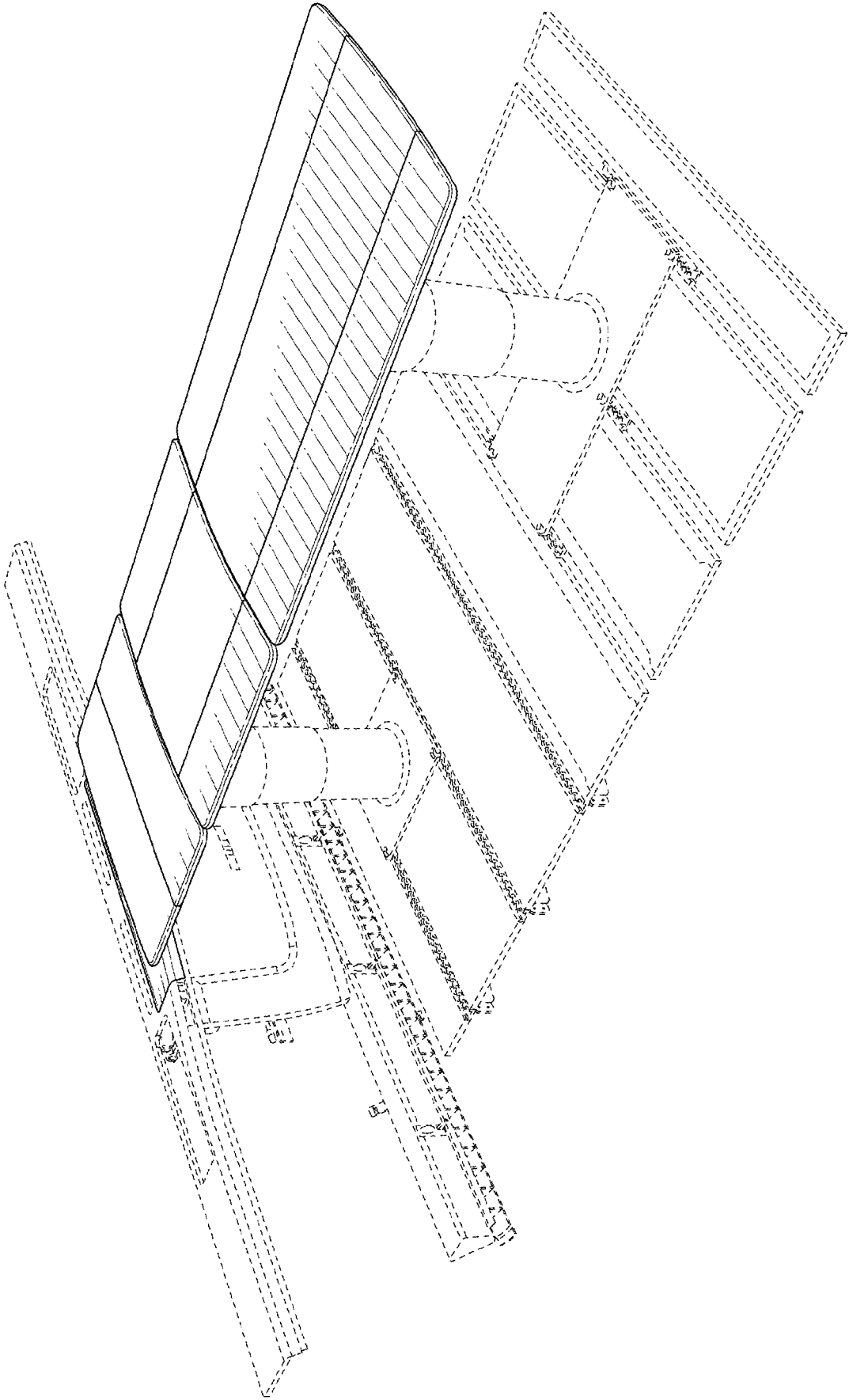


FIG. 1

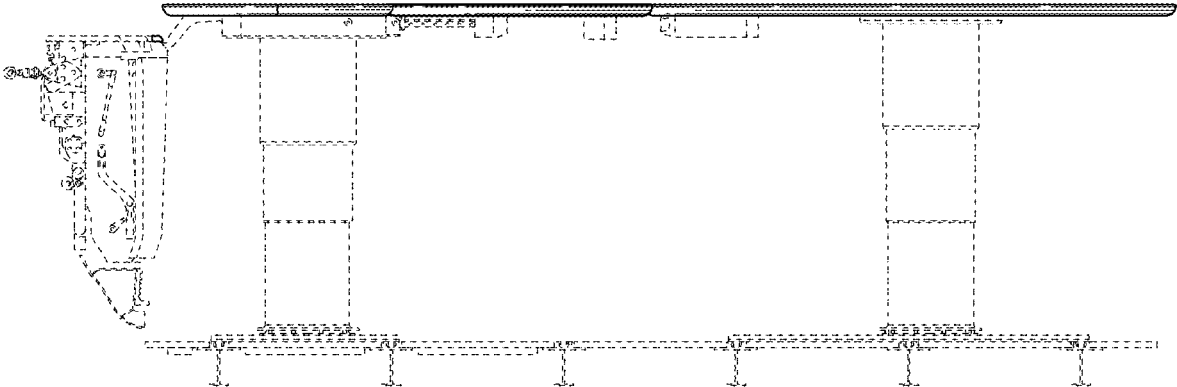


FIG. 2

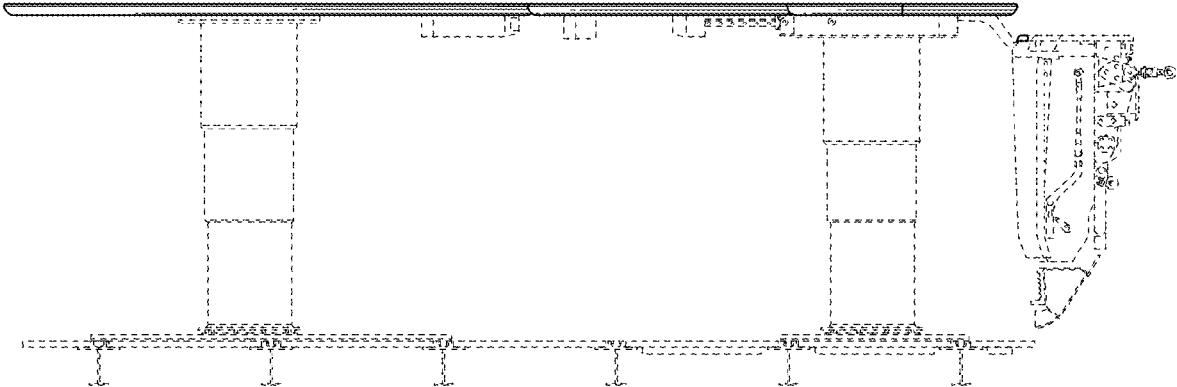


FIG. 3

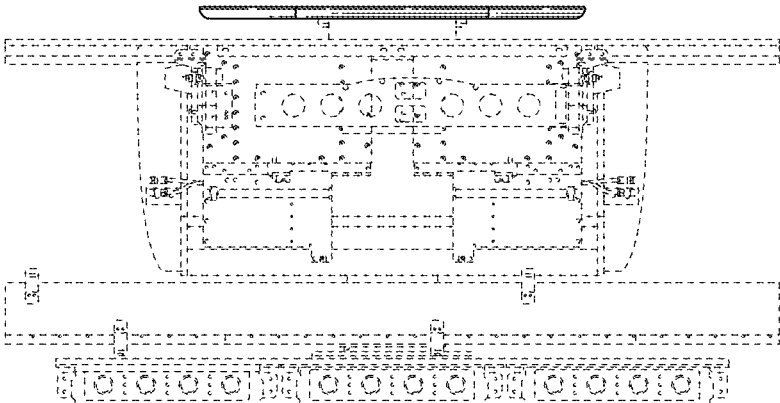


FIG. 4

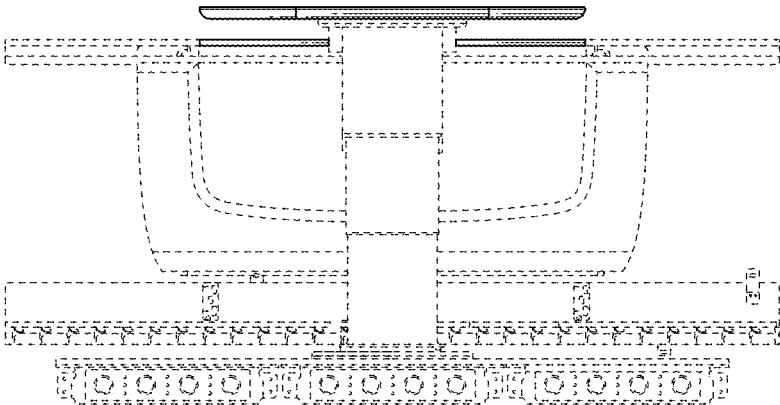


FIG. 5

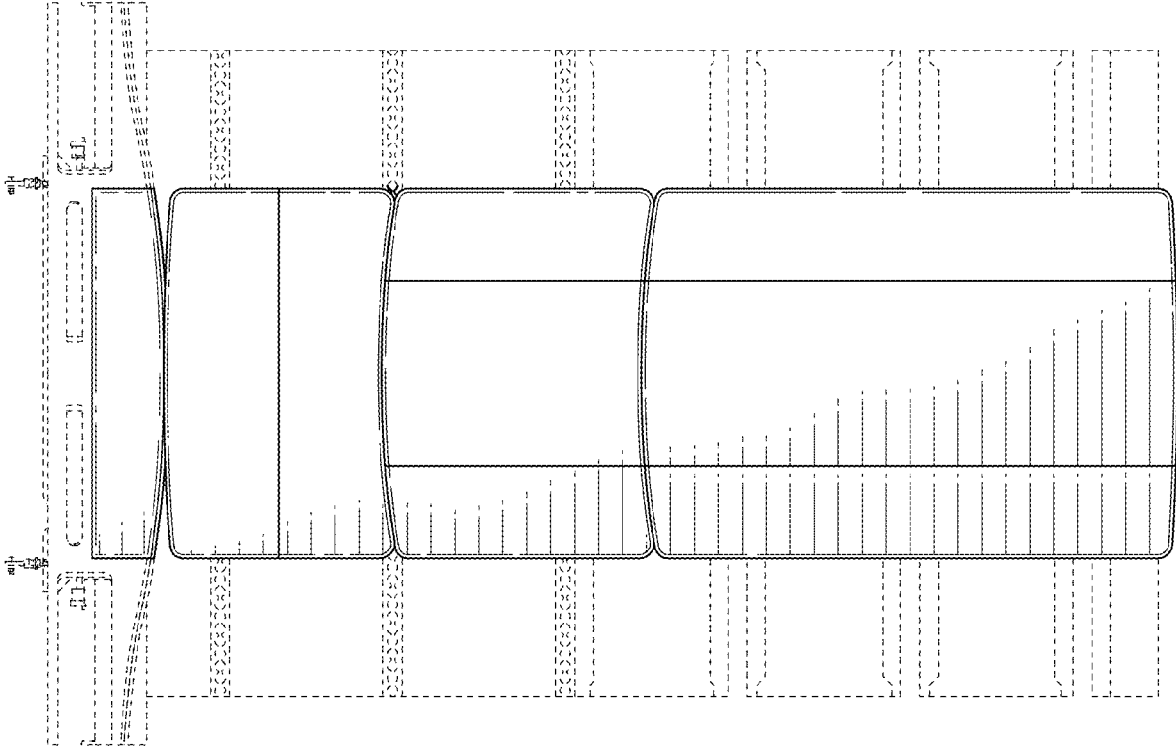


FIG. 6

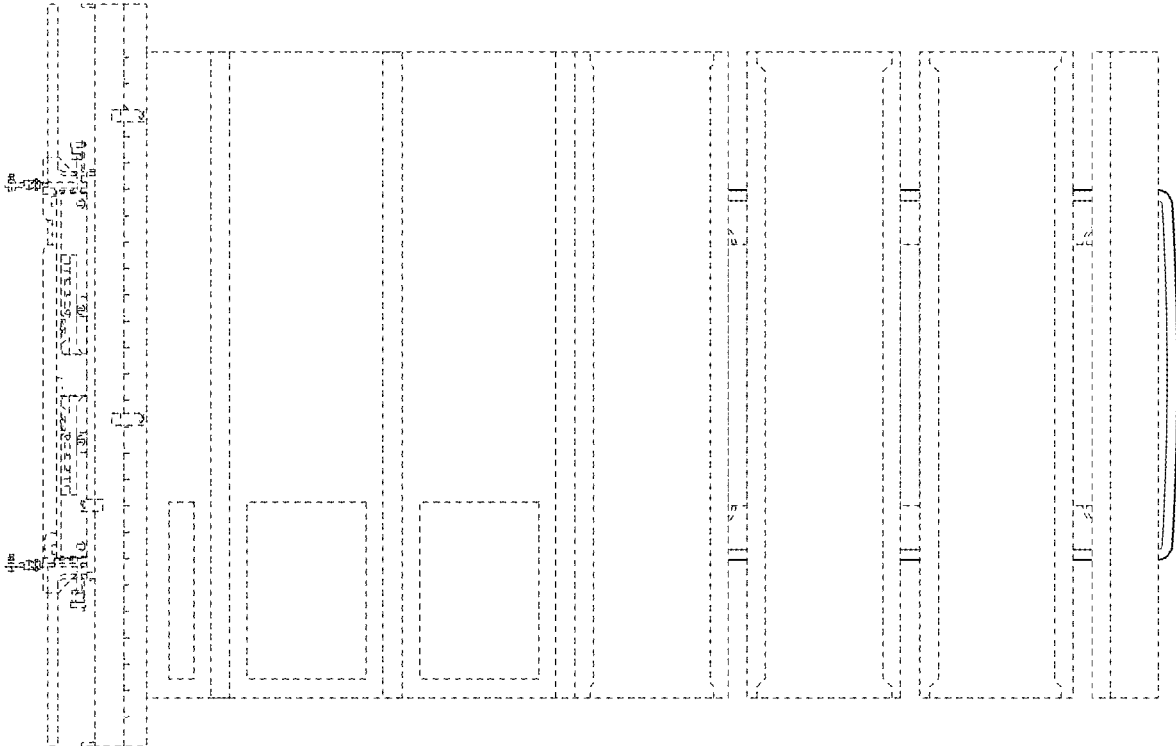


FIG. 7