



US00D798187S

(12) **United States Design Patent**
Tolkowsky

(10) **Patent No.:** **US D798,187 S**

(45) **Date of Patent:** **** Sep. 26, 2017**

(54) **CUT GEMSTONE**

(71) Applicant: **Clear Sea Ltd.**, Port Louis (MU)

(72) Inventor: **Jean Paul Tolkowsky**, Billingsley Shropshire (GB)

(73) Assignee: **SIGNET JEWELERS BRANDS LIMITED**, Borehamwood (GB)

(**) Term: **15 Years**

(21) Appl. No.: **29/561,476**

(22) Filed: **Apr. 15, 2016**

(30) **Foreign Application Priority Data**

Mar. 15, 2016 (HK) 1600446.3

(51) **LOC (10) CL.** **11-01**

(52) **U.S. CL.**
USPC **D11/90**

(58) **Field of Classification Search**
USPC D11/1-2, 26-29, 89-92; 63/26-28, 32
CPC A44C 17/00
See application file for complete search history.

(56) **References Cited**

U.S. PATENT DOCUMENTS

D528,459 S * 9/2006 Zaicik D11/90
D550,118 S * 9/2007 Botha D11/90

D566,611 S * 4/2008 Sinclair D11/90
D589,392 S * 3/2009 Grosbard D11/90
D741,215 S * 10/2015 Loinger D11/90
D765,539 S * 9/2016 Bhansali D11/90

* cited by examiner

Primary Examiner — Ralf Seifert

(74) *Attorney, Agent, or Firm* — Baker & McKenzie LLP

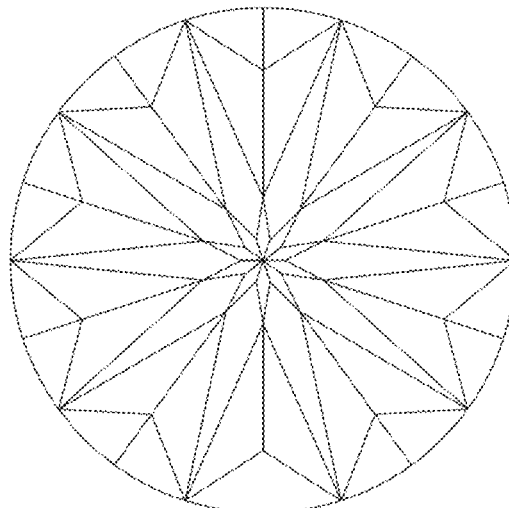
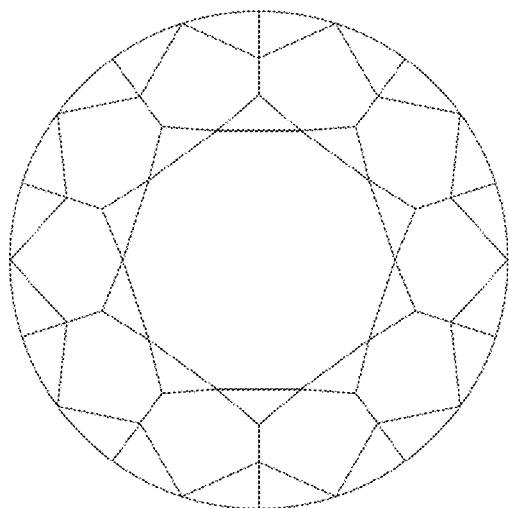
(57) **CLAIM**

The ornamental design for a cut gemstone, as shown and described.

DESCRIPTION

FIG. 1 is a perspective view of a cut gemstone in a first position, according to a specific embodiment of the disclosure;
FIG. 2 is a top view of the cut gemstone shown in FIG. 1;
FIG. 3 is a bottom view of the cut gemstone shown in FIG. 1;
FIG. 4 is a first side view of the cut gemstone shown in FIG. 1; and,
FIG. 5 is a second side view of the cut gemstone shown in FIG. 1.

1 Claim, 5 Drawing Sheets



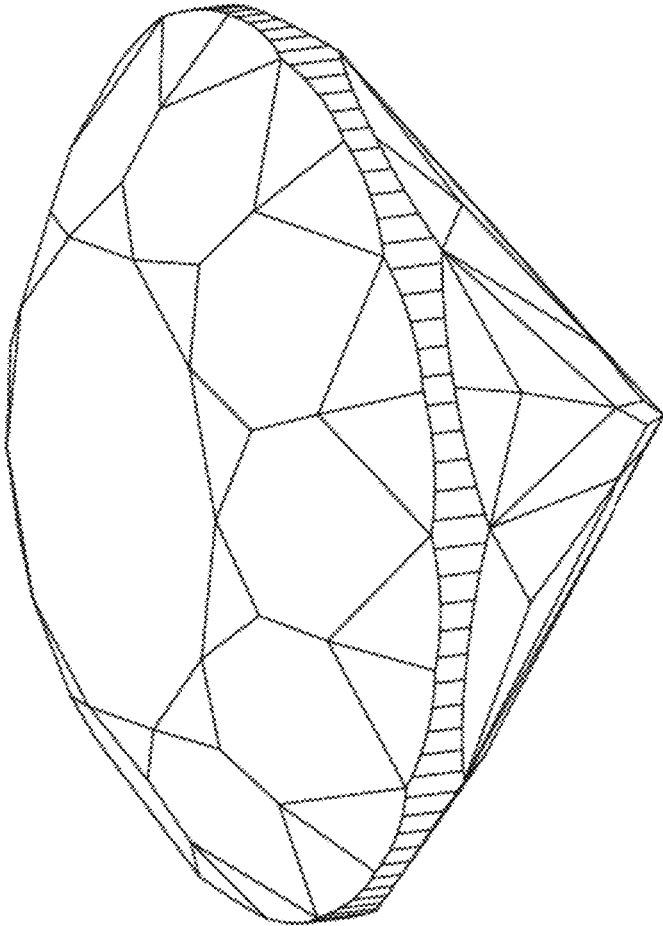


FIG. 1

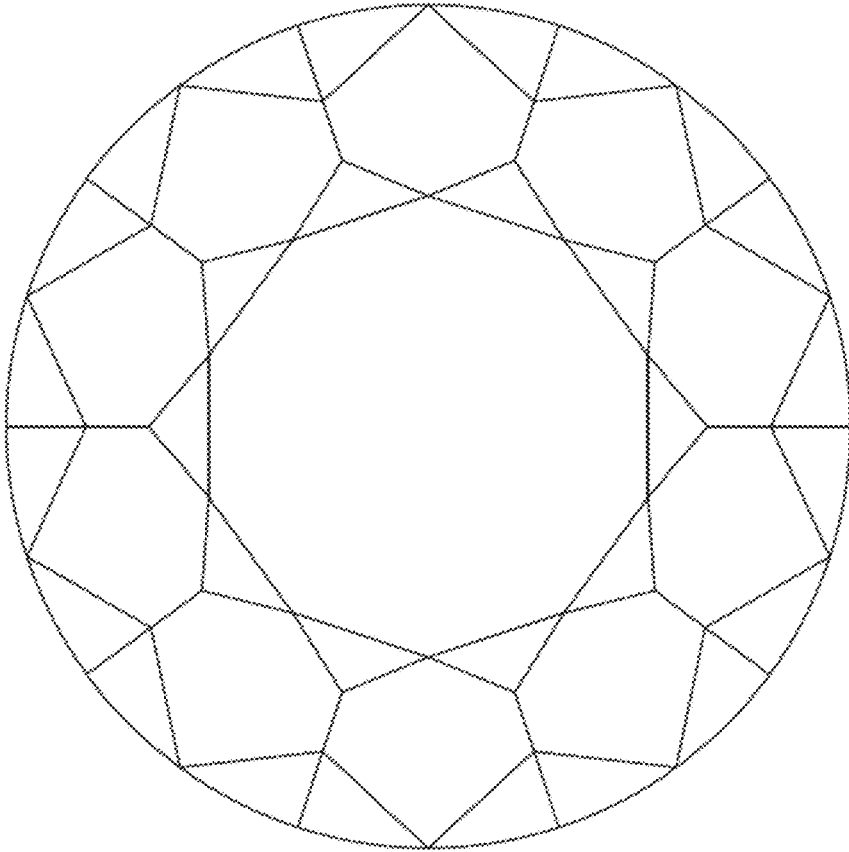


FIG. 2

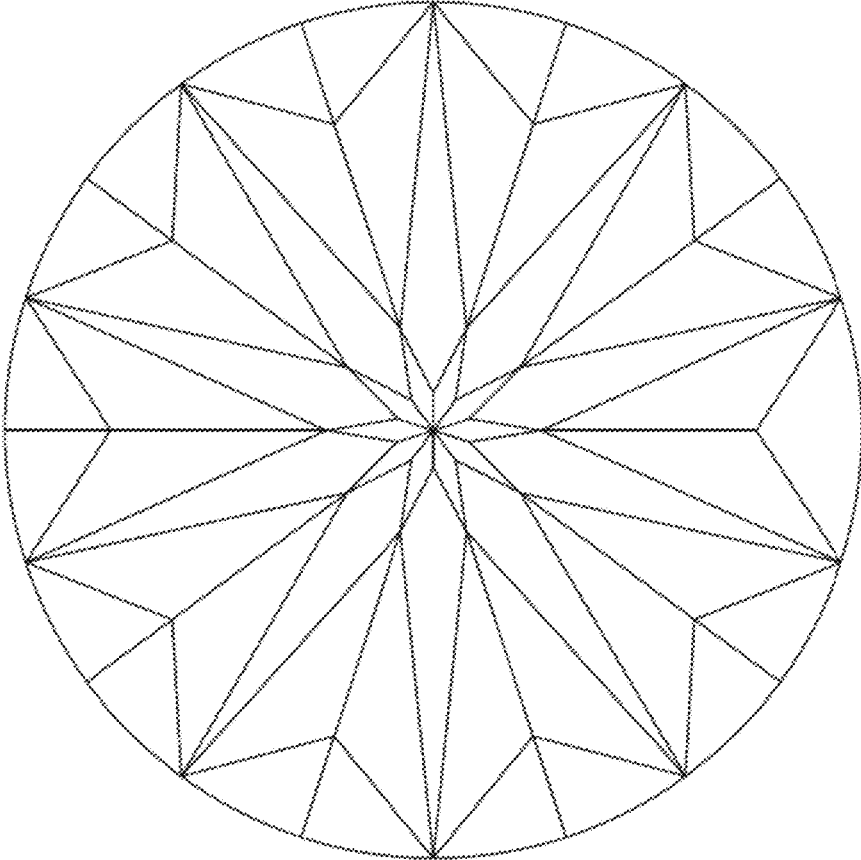


FIG. 3

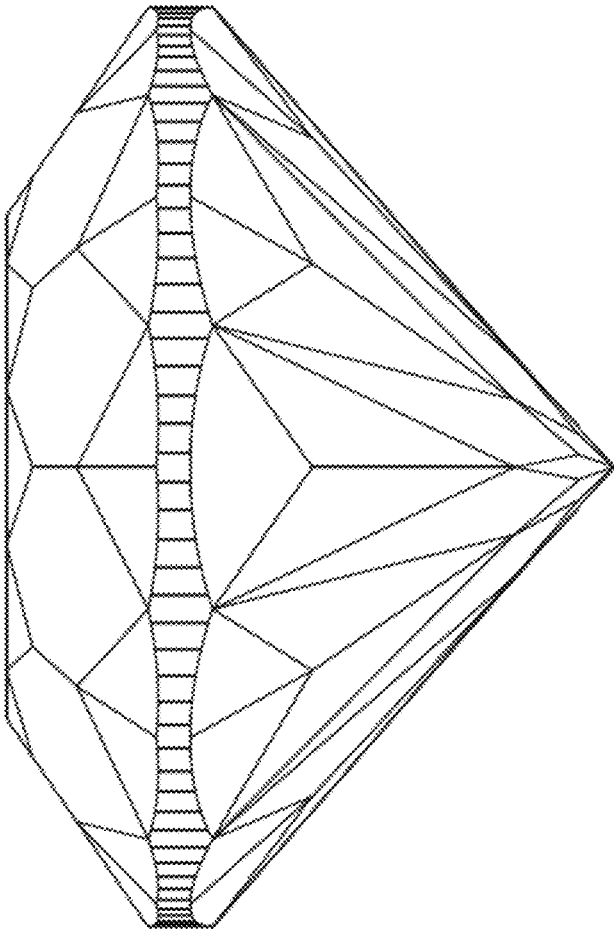


FIG. 4

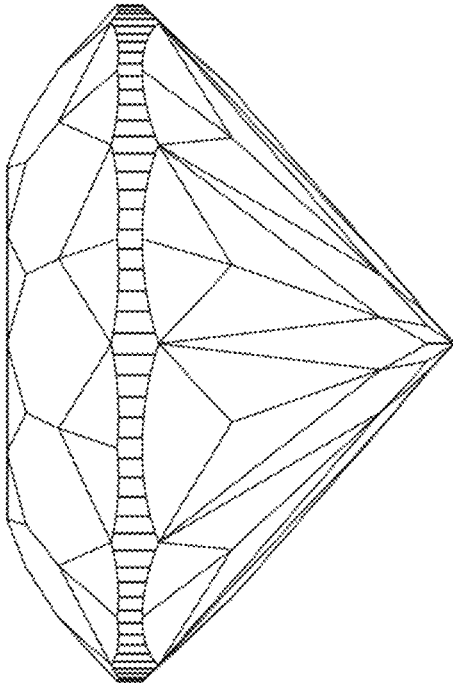


FIG. 5