



US00D422985S

United States Patent [19]

[11] Patent Number: Des. 422,985

Bright

[45] Date of Patent: ** Apr. 18, 2000

[54] ACCESS CONTROL ICON FOR A PORTION OF A COMPUTER DISPLAY

[75] Inventor: Stephen K. Bright, Pittsford, N.Y.

[73] Assignee: Xerox Corporation, Stamford, Conn.

[**] Term: 14 Years

[21] Appl. No.: 07/715,261

[22] Filed: Jun. 14, 1991

[51] LOC (6) Cl. 14-02

[52] U.S. Cl. D14/114.5

[58] Field of Search D10/11; D19/6; D14/114, 114.1-114.9; D18/24, 27; 395/155, 157, 159

[56] **References Cited**

U.S. PATENT DOCUMENTS

D. 281,081 10/1985 Zwissler et al. D18/27
5,008,853 4/1991 Bly et al. 395/153

OTHER PUBLICATIONS

The Macintosh Bible, Second Edition, keylock icons, pp. 636-637, 1988.
hDC Windows Express Editor Manual, color palette icon, p. 39, 1988.

Symbol Sourcebook, lock symbol, p. 35, 1972.

Symbol Sourcebook, key symbols, p. 37, 1972.

Handbook of Pictorial Symbols, key symbols, pp. 58-59, 1976.

Primary Examiner—M. H. Tung

Attorney, Agent, or Firm—Gary B. Cohen; Don L. Webber

[57] **CLAIM**

The ornamental design for an access control icon for a portion of a computer display, as shown and described.

DESCRIPTION

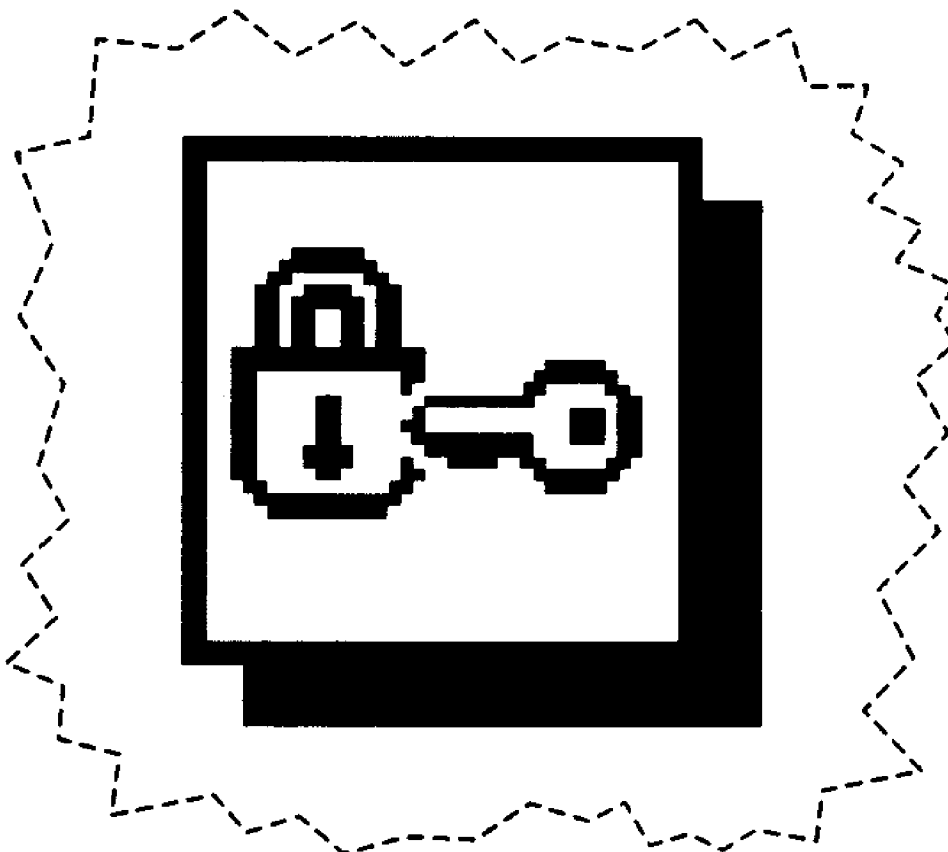
FIG. 1 is a front view of an access control icon for a portion of a computer display;

FIG. 2 is a front view of a second embodiment thereof; and,

FIG. 3 is an enlarged front view of the embodiment shown in FIG. 1.

The broken line drawing of an undefined portion of a display screen in all views is for illustrative purposes only and forms no part of the claimed design.

1 Claim, 1 Drawing Sheet



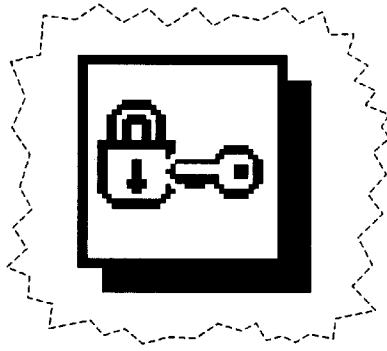


FIG. 1




FIG. 2




FIG. 3