



(86) Date de dépôt PCT/PCT Filing Date: 2000/12/15
 (87) Date publication PCT/PCT Publication Date: 2001/06/21
 (85) Entrée phase nationale/National Entry: 2002/05/29
 (86) N° demande PCT/PCT Application No.: US 2000/034229
 (87) N° publication PCT/PCT Publication No.: 2001/044223
 (30) Priorité/Priority: 1999/12/17 (09/466,608) US

(51) Cl.Int.⁷/Int.Cl.⁷ C07D 309/04, A61K 31/445, A61K 31/41, A61K 31/40, A61K 31/35, C07D 241/08, C07D 405/04, C07C 275/32, C07D 235/26, C07D 295/20, C07D 417/12, C07D 405/12, C07D 309/12, C07D 207/12, C07D 295/08

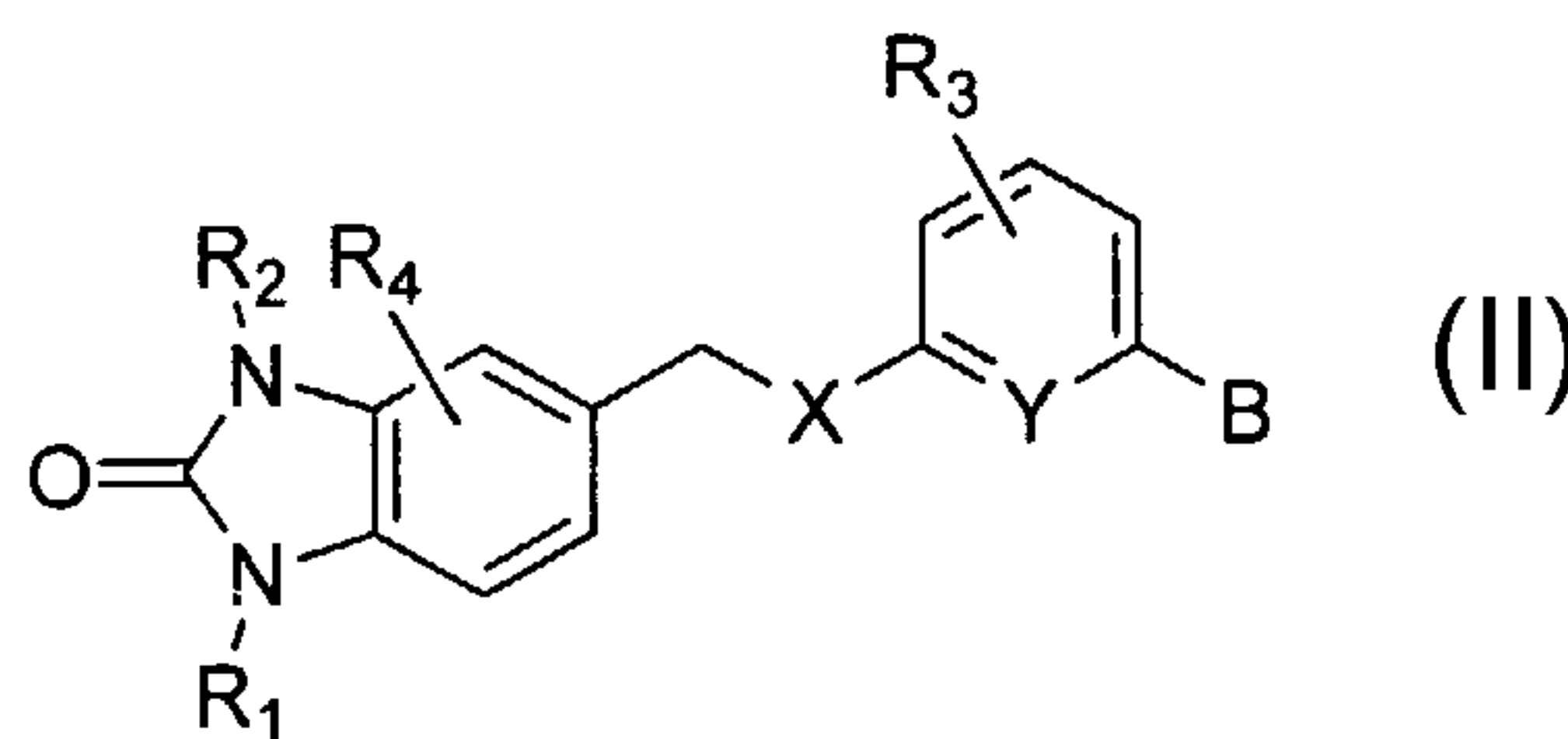
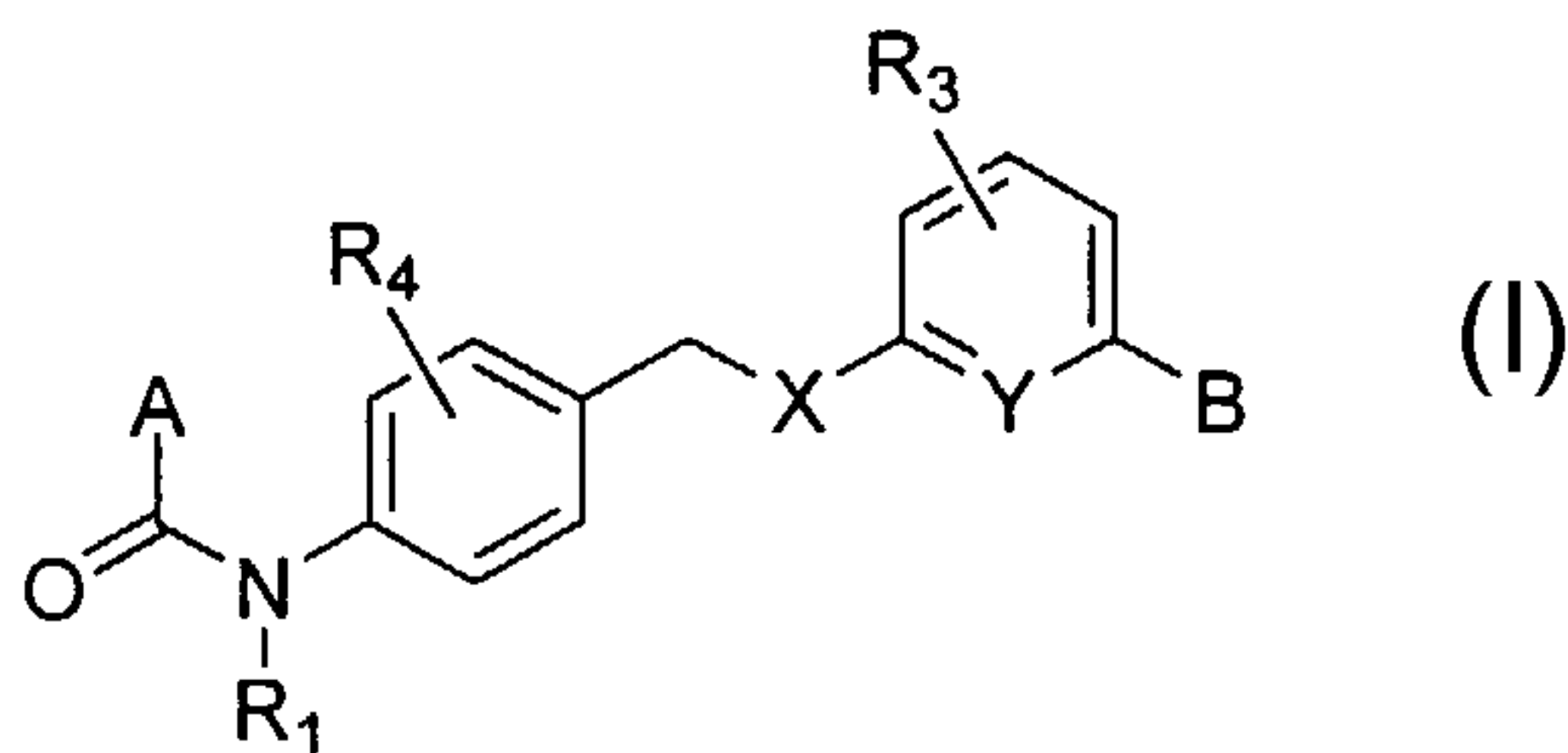
(71) Demandeur/Applicant:
ABBOTT LABORATORIES, US

(72) Inventeurs/Inventors:
BASHA, FATIMA Z., US;
HINMAN, MIRA M., US;
KOPECKA, HANA A., US;
SEARLE, XENIA B., US;
...

(74) Agent: TORYS LLP

(54) Titre : INHIBITEURS D'EXPRESSION DU GENE DE L'INTERLEUKINE 5

(54) Title: INHIBITORS OF INTERLEUKIN 5 GENE EXPRESSION



(57) Abrégé/Abstract:

A method of inhibiting interleukin 5 gene expression in a mammal comprising administering to a mammal in need of such treatment a pharmaceutically effective amount of one or more compounds selected from formula (I) and/or from formula (II).

(72) Inventeurs(suite)/Inventors(continued): SOWIN, THOMAS J., US; WODKA, DARIUSZ, US; SUROWY, CAROL, US;
FALTYNEK, CONNIE R., US

(12) INTERNATIONAL APPLICATION PUBLISHED UNDER THE PATENT COOPERATION TREATY (PCT)

(19) World Intellectual Property Organization
International Bureau(43) International Publication Date
21 June 2001 (21.06.2001)

PCT

(10) International Publication Number
WO 01/44223 A1(51) International Patent Classification⁷: C07D 309/04,
295/20, 309/12, 405/12, 417/12, C07C 275/32, C07D
207/12, 295/08, 241/08, 405/04, 235/26, A61K 31/35,
31/40, 31/41, 31/445FALTYNEK, Connie, R.; 520 Ravine Drive, Highland
Park, IL 60035 (US).

(21) International Application Number: PCT/US00/34229

(74) Agents: POPE, Lawrence, S. et al.; Dept. 377, Bldg
Ap6D, 100 Abbott Park, Abbott Park, IL 60064-605 (US).(22) International Filing Date:
15 December 2000 (15.12.2000)(81) Designated States (*national*): AE, AG, AL, AM, AT, AU,
AZ, BA, BB, BG, BR, BY, BZ, CA, CH, CN, CR, CU, CZ,
DE, DK, DM, DZ, EE, ES, FI, GB, GD, GE, GH, GM, HR,
HU, ID, IL, IN, IS, JP, KE, KG, KP, KR, KZ, LC, LK, LR,
LS, LT, LU, LV, MA, MD, MG, MK, MN, MW, MX, MZ,
NO, NZ, PL, PT, RO, RU, SD, SE, SG, SI, SK, SL, TJ, TM,
TR, TT, TZ, UA, UG, UZ, VN, YU, ZA, ZW.

(25) Filing Language: English

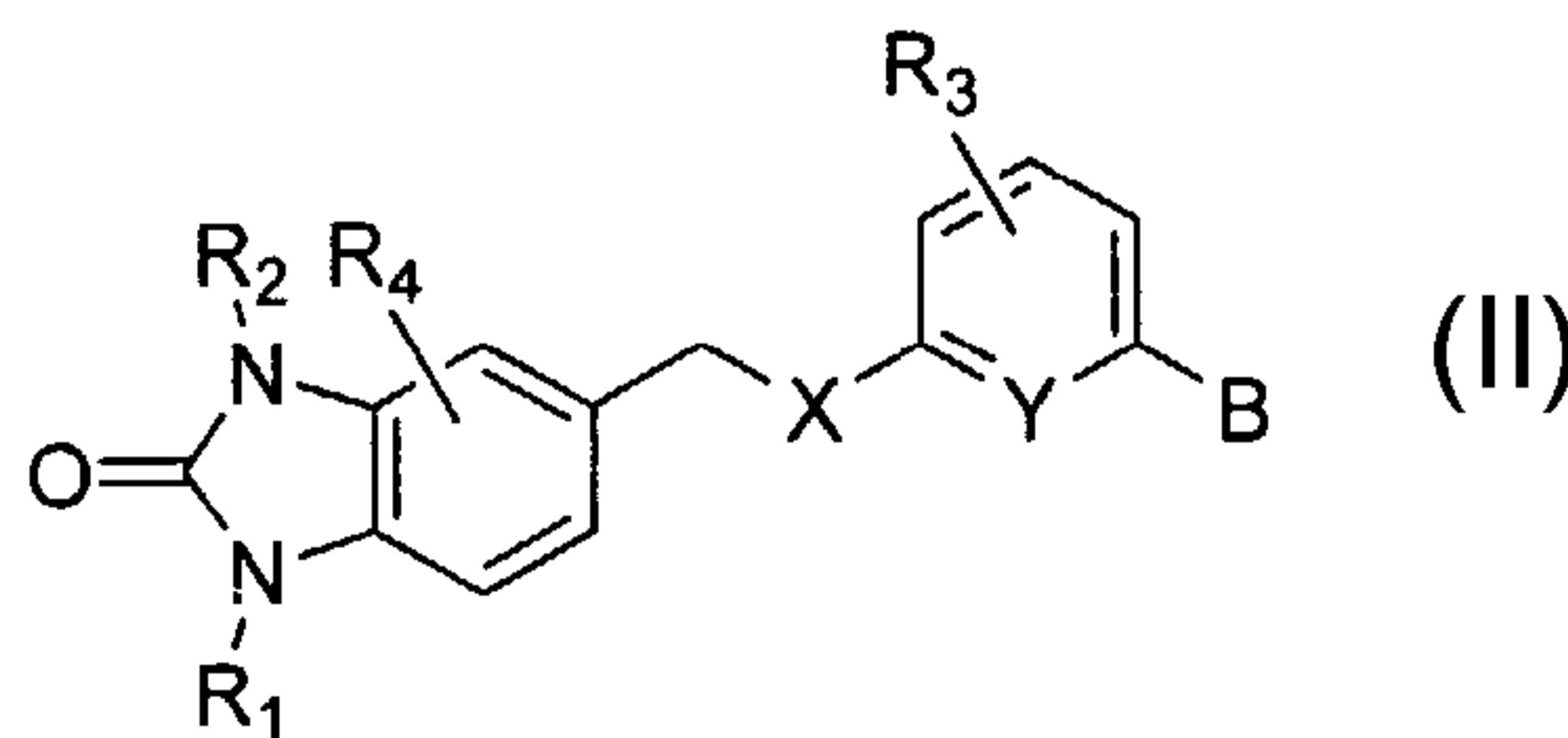
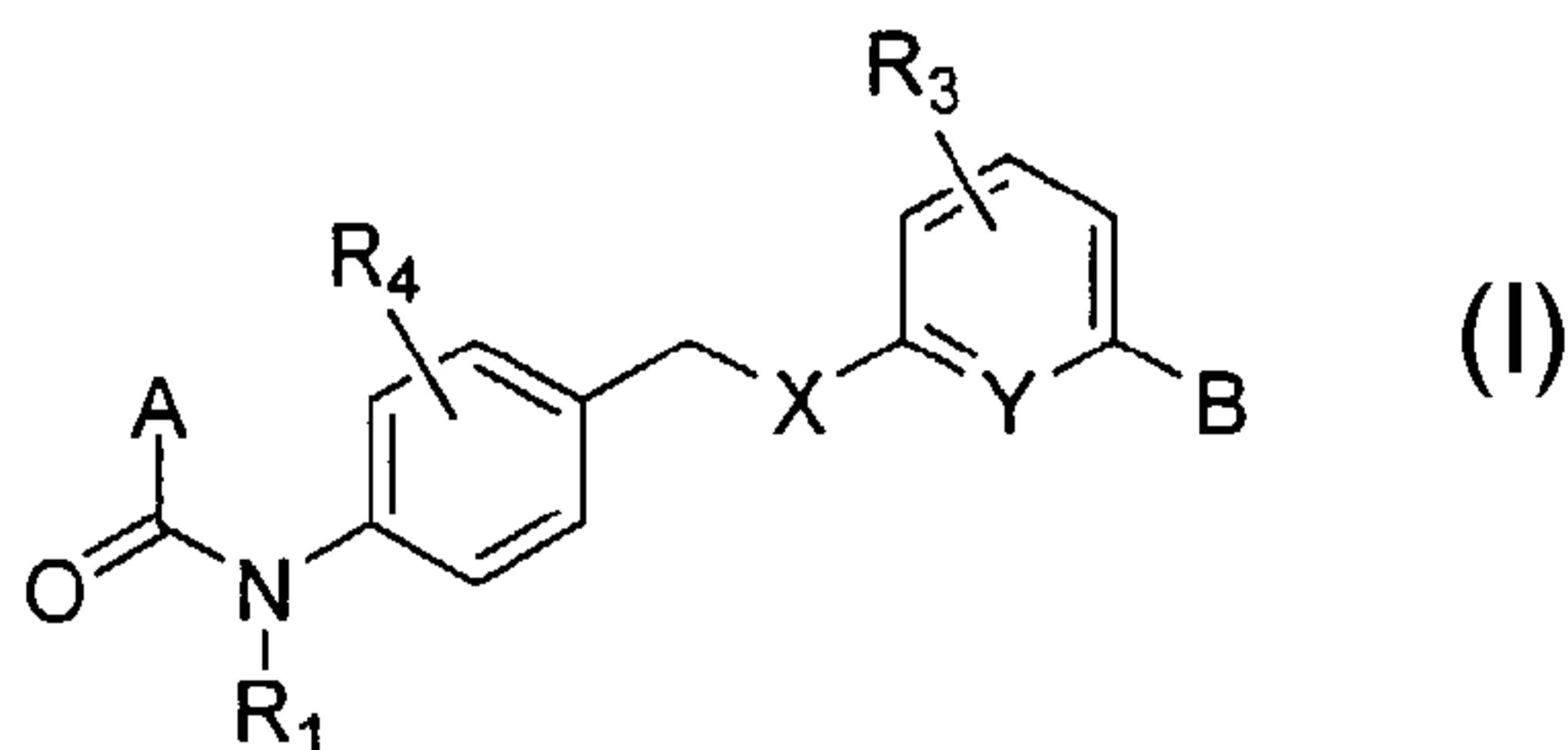
(26) Publication Language: English

(30) Priority Data:
09/466,608 17 December 1999 (17.12.1999) US(84) Designated States (*regional*): ARIPO patent (GH, GM,
KE, LS, MW, MZ, SD, SL, SZ, TZ, UG, ZW), Eurasian
patent (AM, AZ, BY, KG, KZ, MD, RU, TJ, TM), European
patent (AT, BE, CH, CY, DE, DK, ES, FI, FR, GB, GR, IE,
IT, LU, MC, NL, PT, SE, TR), OAPI patent (BF, BJ, CF,
CG, CI, CM, GA, GN, GW, ML, MR, NE, SN, TD, TG).(71) Applicant: ABBOTT LABORATORIES [US/US]; Dept.
377, Bldg. AP6D, 100 Abbott Park Road, Abbott Park, IL
60064-6050 (US).(72) Inventors: BASHA, Fatima, Z.; 41 Heron Road, Lake
Forest, IL 60045 (US). HINMAN, Mira, M.; 949 Maple-
ton, Oak Park, IL 60302 (US). KOPECKA, Hana, A.; 11
Cedar Ct. #11, Vernon Hills, IL 60061 (US). SEARLE,
Xenia, B.; 230 West Trail, Grayslake, IL 60030 (US).
SOWIN, Thomas, J.; 40338 N. Reed Ct., Wadsoworth,
IL 60083 (US). WODKA, Dariusz; 4109 Barberry
Lane 2B, Apt. 02-2B, Zion, IL 60099 (US). SUROWY,
Carol; 15401 1st Street, Sturtevant, WI 53177 (US).**Published:**

- With international search report.
- Before the expiration of the time limit for amending the claims and to be republished in the event of receipt of amendments.

For two-letter codes and other abbreviations, refer to the "Guidance Notes on Codes and Abbreviations" appearing at the beginning of each regular issue of the PCT Gazette.

(54) Title: INHIBITORS OF INTERLEUKIN 5 GENE EXPRESSION



(57) Abstract: A method of inhibiting interleukin 5 gene expression in a mammal comprising administering to a mammal in need of such treatment a pharmaceutically effective amount of one or more compounds selected from formula (I) and/or from formula (II).

WO 01/44223 A1

INHIBITORS OF INTERLEUKIN 5 GENE EXPRESSION

TECHNICAL FIELD

The present invention relates to novel organic compounds that inhibit interleukin 5 (IL-5) gene expression in mammals, to pharmaceutical compositions comprising these compounds, and to a method of treating asthma.

BACKGROUND OF INVENTION

Asthma is a chronic inflammatory disease characterized by substantial inflammation of the airways. Although inflammatory responses in general are protective mechanisms for the host, excessive or inappropriate inflammatory responses occur in certain diseases such as asthma. Common allergens such as pollen, molds, cockroaches, animal dander, and dust-mite feces contain potent antigens that can give rise to allergic responses and inflammation characteristic of asthma. The Expert Panel Report issued in 1997 by the National Asthma Education and Prevention Program and the NIH emphasizes the critical role that inflammation plays in asthma (S. Murphy, et al., Expert Panel Report 2. NIH Publication No. 97-4051 (1997)). There is evidence that early intervention with anti-inflammatory therapy modifies the disease process and that persistent asthma is most effectively controlled with daily anti-inflammatory medications (S. Murphy, et al., Expert Panel Report 2. NIH Publication No. 97-4051 (1997)).

The recognition that asthma is an inflammatory disease has led to more aggressive use of inhaled steroids and other anti-inflammatory agents. However, currently available anti-inflammatory agents are not ideal, since most have significant side-effects and/or are not amenable to oral administration. The key unmet medical needs in the treatment of asthma include the development of more specific, safer, orally active anti-inflammatory agents. Agents targeted specifically to critical events in the pathogenesis of asthma are expected to be efficacious and to have fewer side effects than most current agents.

Eosinophils and mast cells infiltrating the asthmatic airways play critical roles in the airway inflammation that occurs in asthma (G. Vogel, Science 276, 1643-1646 (1997)). In

the 1980's, attention was focused on mast cells, since these cells release a variety of inflammatory mediators upon activation by antigen. However, more recent information indicates that eosinophils also play a major role in the bronchial hyperreactivity and inflammation that are characteristic of asthma. Infiltration and activation of eosinophils in the bronchial mucosa is considered to be a central event in the pathogenesis of asthma (A.J. Wardlaw, R. Moqbel, A.B. Kay, *Adv. Immunol.* 60, 151-266 (1995)). The activation of both eosinophils and mast cells is orchestrated by T lymphocytes, in particular by a subset of T helper cells designated Th2 cells (A.K., Abbas, K.M., Murphy, A. Sher, *Nature* 383, 787-793 (1996)). T lymphocytes are central regulators of the immune system and the integrated inflammatory response to antigens. When activated by antigen, Th2 cells synthesize specific cytokines, including interleukins 4 and 5 (IL-4 and IL-5). Interleukin 4 is required both for differentiation and expansion of Th2 cells, as well as for synthesis of IgE by B lymphocytes. IgE binds to receptors on mast cells and, following binding of antigen to the IgE, the mast cells release inflammatory mediators. Interleukin 5 is a critical cytokine that regulates both the differentiation and activation of eosinophils (C. J. Sanderson, *Blood* 79, 3101-3109 (1992); C.J. Bagley, A.F., Lopez, M.A. Vadas, *J. Allergy Clin. Immunol.* 99, 725-728 (1997)).

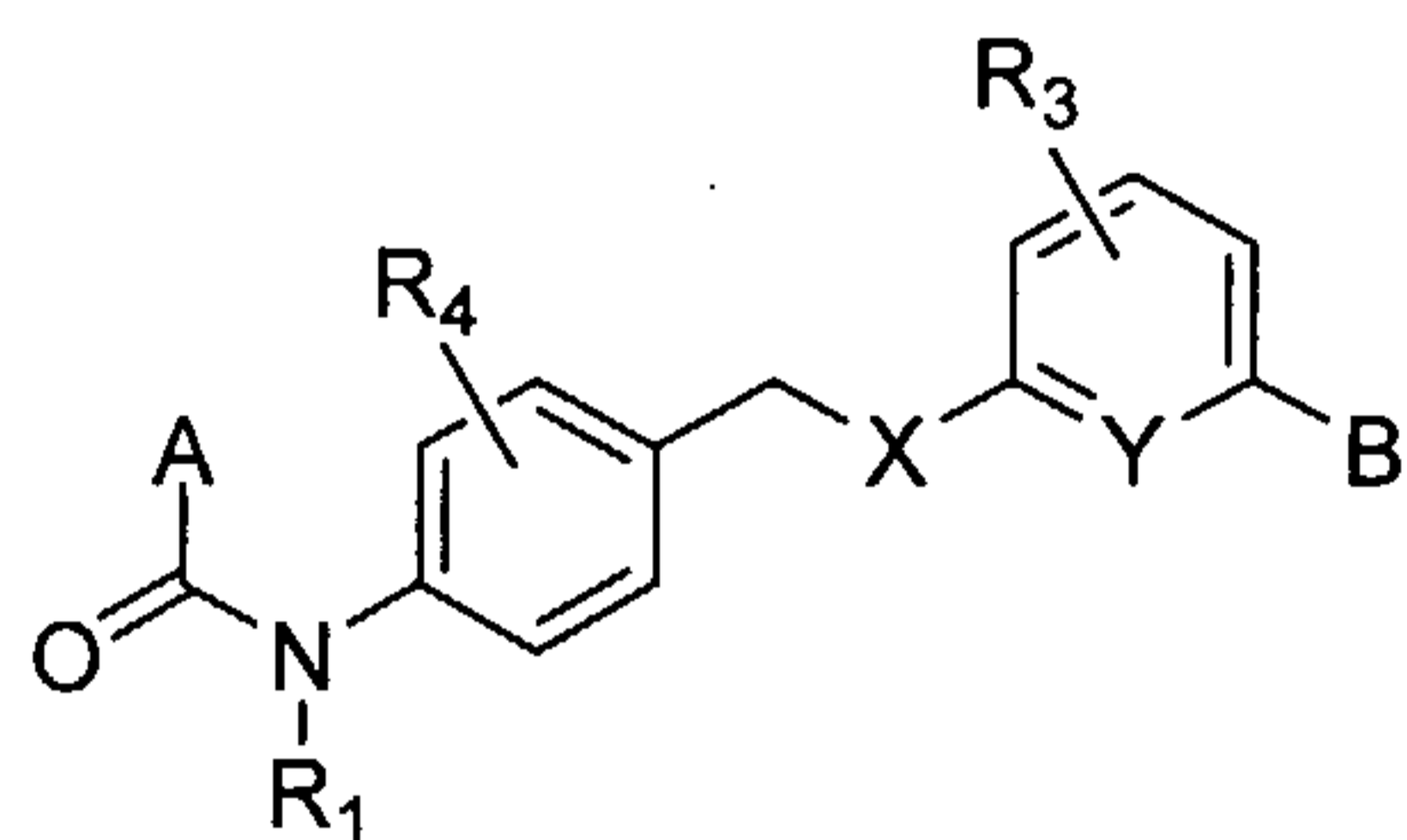
Selective inhibitors of IL-5 are expected to have highly specific effects in allergic diseases such as asthma, with few mechanism based side effects. In humans, only eosinophils and basophils are known to be affected by IL-5. The role for eosinophils in allergic late-phase bronchoconstriction is well established. Recently, basophils have also been found to participate in the pathogenesis of allergic late-phase reactions. Asthmatic patients have elevated numbers of activated T cells expressing IL-5 mRNA, which further increase following allergen challenge (D. Robinson et al. *J. Allergy Clin. Immunol* 92, 313-324 (1993)). The levels of IL-5 and IL-5-producing T cells in bronchial lavage of human asthmatics correlate with eosinophil infiltration, degranulation, and lung injury. Studies in experimental animals have demonstrated that IL-5 is required for generation of the eosinophilia and bronchial hyperreactivity that are characteristic of asthma. In an experimental asthma model, mice in which the IL-5 gene was ablated had significantly

reduced numbers of eosinophils as well as significantly less severe airway hyperreactivity and lung damage than the IL-5 gene-containing litter mates (P.S. Foster, J. Exp. Med. 183, 195-201 (1996)). Moreover, administration of anti-IL-5 antibodies to a variety of experimental animals decreased the airway hyperreactivity that occurred following antigen challenge of sensitized animals (R.W. Egan, In: Therapeutic Modulation of Cytokines. CRC Press (1996)).

There are no known potent, selective, nontoxic, small molecule, inhibitors of IL-5 expression or action. Broad spectrum immunosuppressants, such as cyclosporin A, as well as glucocorticoids inhibit expression of multiple cytokines and exhibit unacceptable toxicities for chronic systemic use in treatment of asthma. The present invention describes the identification of compounds which are potent inhibitors of IL-5 gene expression. Such compounds may have therapeutic potential for the treatment of asthma as well as other allergic diseases such as chronic rhinitis/sinusitis.

SUMMARY OF THE INVENTION

Broadly, the present invention discloses a method of inhibiting interleukin 5 gene expression in a mammal comprising administering to a mammal in need of such treatment a pharmaceutically effective amount of one or more compounds selected from the group consisting of formula I

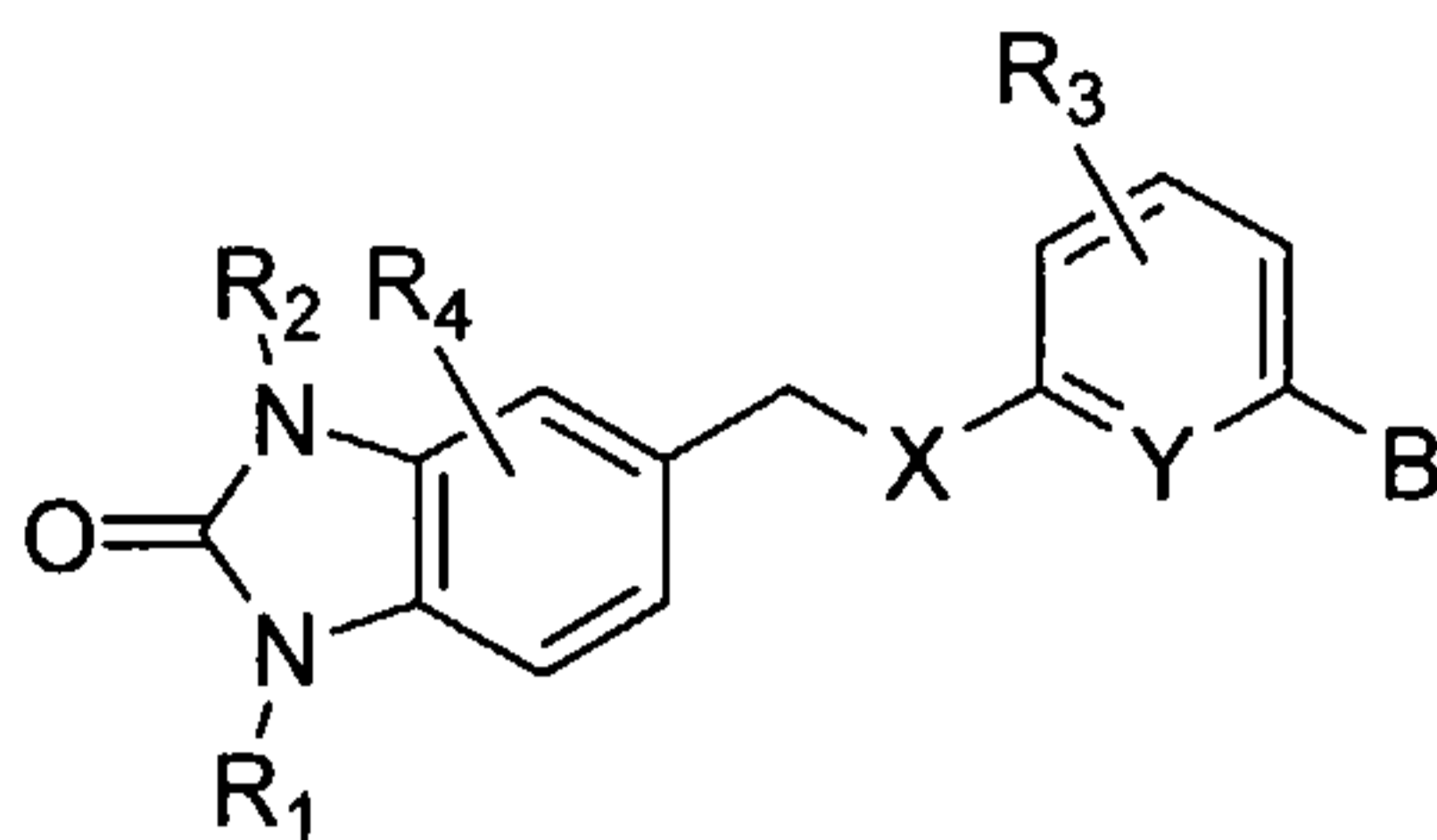


I,

20

and/or formula II,

4



II,

or pharmaceutically acceptable salts thereof.

In formulas I and II:

5 R_1 is selected from hydrogen and lower alkyl. Preferably, R_1 is methyl.

R_2 is selected from hydrogen and lower alkyl. Preferably, R_2 is methyl.

R_3 is selected from hydrogen, alkoxy, alkyl, cyano, halogen, haloalkoxy, haloalkyl, and $-NR_5R_6$ wherein R_5 and R_6 are each independently selected from hydrogen and alkyl. Preferably, R_3 is selected from hydrogen and halogen. A preferred halogen substituent is
10 fluorine.

R_4 is selected from hydrogen, alkoxy, alkyl, cyano, halogen, haloalkoxy, haloalkyl, and $-NR_5R_6$ wherein R_5 and R_6 are as defined above. Preferably, R_4 is selected from hydrogen and halogen. A preferred halogen substituent is chlorine.

A is selected from alkenyl, alkyl, alkynyl, alkoxy, aryl, arylalkyl, cycloalkyl, cycloalkylalkyl, heterocycle, heterocyclealkyl, and NR_7R_8 wherein R_7 and R_8 are
15 independently selected from the group consisting of alkenyl, alkoxyalkoxyalkyl, alkoxyalkyl, alkyl, alkynyl, aryl, arylalkyl, cyanoalkyl, cycloalkyl, cycloalkylalkyl, haloalkyl, heterocycle, heterocyclealkyl, hydroxyalkoxyalkyl, and hydroxyalkyl. Preferably, A is selected from alkyl, alkoxy, cycloalkyl, heterocycles selected from azepanyl, azetidiny, azocanyl, furyl,
20 piperdiny, pyrrolyl, pyrrolidiny, pyrroliny, tetrahydropyridyl, thiazolidiny, and thiomorpholinyl, and NR_7R_8 wherein R_7 and R_8 are independently selected from alkenyl, alkoxyalkyl, alkyl, alkynyl, alkoxyalkyl, alkyl, alkynyl, arylalkyl, cyanoalkyl, cycloalkyl, cycloalkylalkyl, haloalkyl, (1,3-dioxolan-2-yl)alkyl, tetrahydro-2-furanylmethyl, hydroxyalkoxyalkyl, and hydroxyalkyl.

25 B is selected from heterocycle and NR_9R_{10} wherein R_9 and R_{10} are independently selected from alkenyl, alkoxyalkyl, alkyl, alkynyl, aryl, arylalkyl, cyanoalkyl, cycloalkyl,

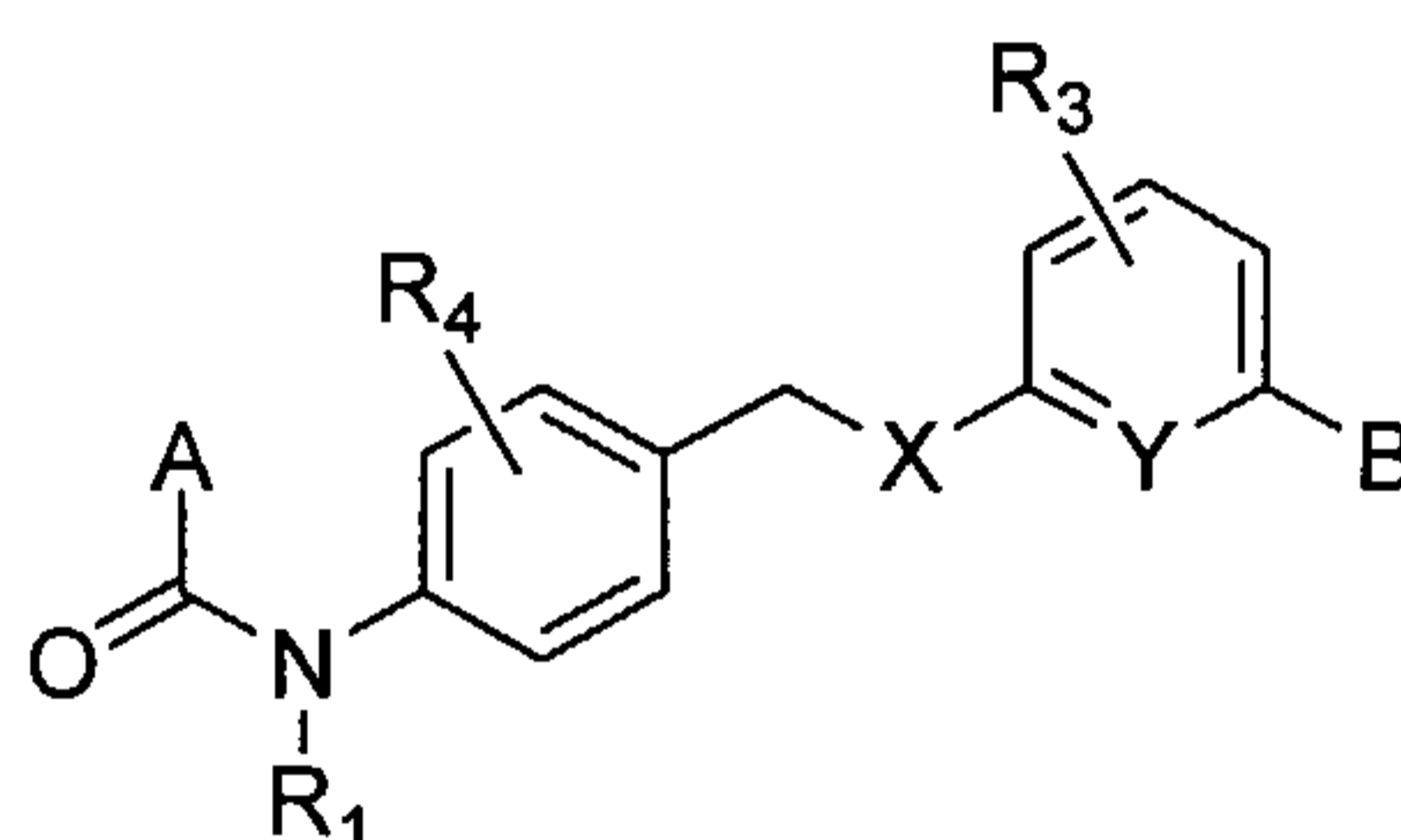
cycloalkylalkyl, haloalkyl, heterocycle, and heterocyclealkyl. Preferably, B is selected from a heterocycle selected from morpholinyl, piperazinyl, piperdinyl, pyrrolidinyl, tetrahydro-2H-pyranyl, and thiomorpholinyl, and NR_9R_{10} wherein R_9 and R_{10} are independently selected from alkoxyalkyl, alkyl, and cycloalkyl.

5 X is selected from CH_2 , and O.

Y is selected from CH and N.

DETAILED DESCRIPTION OF THE INVENTION

In one embodiment, the present invention discloses a method of inhibiting interleukin
10 5 gene expression in a mammal comprising administering to a mammal in need of such treatment a pharmaceutically effective amount of one or more compounds selected from formula I



I,

15 or a pharmaceutically acceptable salt thereof wherein,

R_1 is methyl; R_3 is selected from hydrogen and fluorine; R_4 is selected from hydrogen and chlorine; A is selected from azepinyl, azetidiny, azocanyl, furyl, piperdinyl, pyrrolyl, pyrrolidinyl, 2,5-dihydro 1H-pyrrolyl, tetrahydropyridyl, thiazolidinyl, and thiomorpholinyl; B is selected from morpholinyl, piperazinyl, piperdinyl, pyrrolidinyl, tetrahydro-2H-pyranyl,
20 and thiomorpholinyl; X is selected from CH_2 and O; and Y is selected from CH and N.

Examples of compounds of this embodiment include, but are not limited to:

ethyl 4-{3-fluoro-5-[(4-{methyl[(2-methyl-1-pyrrolidinyl)carbonyl]amino}benzyl)oxy]phenyl}-1-piperazinecarboxylate,

N-(4-{[3-(2,6-dimethyl-4-morpholinyl)-5-fluorophenoxy]methyl}phenyl)-N,2-
25 dimethyl-1-pyrrolidinecarboxamide,

N-(4-{[3-fluoro-5-(4-thiomorpholinyl)phenoxy]methyl}phenyl)-N,2-dimethyl-1-pyrrolidinecarboxamide,

N-(4-{[3-fluoro-5-(4-hydroxy-1-piperidinyl)phenoxy]methyl}phenyl)-N,2-dimethyl-1-pyrrolidinecarboxamide,

5 N-(4-{[3-(4-acetyl-1-piperazinyl)-5-fluorophenoxy]methyl}phenyl)-N,2-dimethyl-1-pyrrolidinecarboxamide,

N-(4-{[3-fluoro-5-(1-piperidinyl)phenoxy]methyl}phenyl)-N,2-dimethyl-1-pyrrolidinecarboxamide,

10 N-[4-({3-fluoro-5-[4-(2-hydroxyethyl)-1-piperazinyl]phenoxy}methyl)phenyl]-N,2-dimethyl-1-pyrrolidinecarboxamide,

N-(4-{[3-fluoro-5-(4-methyl-1-piperidinyl)phenoxy]methyl}phenyl)-N,2-dimethyl-1-pyrrolidinecarboxamide,

N-(4-{[3-fluoro-5-(1-pyrrolidinyl)phenoxy]methyl}phenyl)-N,2-dimethyl-1-pyrrolidinecarboxamide,

15 N-(4-{[3-(1,4-dioxa-8-azaspiro[4.5]dec-8-yl)-5-fluorophenoxy]methyl}phenyl)-N,2-dimethyl-1-pyrrolidinecarboxamide,

N-(4-{[3-fluoro-5-(4-hydroxy-4-phenyl-1-piperidinyl)phenoxy]methyl}phenyl)-N,2-dimethyl-1-pyrrolidinecarboxamide,

20 N-(4-{[3-fluoro-5-(3-hydroxy-1-pyrrolidinyl)phenoxy]methyl}phenyl)-N,2-dimethyl-1-pyrrolidinecarboxamide,

N-[4-({3-fluoro-5-[4-(2-methoxyethyl)-1-piperazinyl]phenoxy}methyl)phenyl]-N,2-dimethyl-1-pyrrolidinecarboxamide,

N-(4-{[3-fluoro-5-(4-methoxytetrahydro-2H-pyran-4-yl)phenoxy]methyl}phenyl)-N-methyl-1-azocanecarboxamide,

25 N-(4-{[3-fluoro-5-(4-methoxytetrahydro-2H-pyran-4-yl)phenoxy]methyl}phenyl)-3-hydroxy-N-methyl-1-pyrrolidinecarboxamide,

N-(4-{[3-fluoro-5-(4-methoxytetrahydro-2H-pyran-4-yl)phenoxy]methyl}phenyl)-N,2-dimethyl-1-pyrrolidinecarboxamide,

N-(4-{[3-fluoro-5-(4-methoxytetrahydro-2H-pyran-4-yl)phenoxy]methyl}phenyl)-N-methyl-1-pyrrolidinecarboxamide,

N-(4-{[3-fluoro-5-(4-methoxytetrahydro-2H-pyran-4-yl)phenoxy]methyl}phenyl)-N,2,5-trimethyl-1-pyrrolidinecarboxamide,

5 (3R)-N-(4-{[3-fluoro-5-(4-methoxytetrahydro-2H-pyran-4-yl)phenoxy]methyl}phenyl)-3-hydroxy-N-methyl-1-pyrrolidinecarboxamide,

3-ethyl-N-(4-{[3-fluoro-5-(4-methoxytetrahydro-2H-pyran-4-yl)phenoxy]methyl}phenyl)-N,2,4-trimethyl-1-pyrrolidinecarboxamide,

10 N-(4-{[3-fluoro-5-(4-methoxytetrahydro-2H-pyran-4-yl)phenoxy]methyl}phenyl)-N,2,5-trimethyl-2,5-dihydro-1H-pyrrole-1-carboxamide,

N-(4-{2-[3-fluoro-5-(4-methoxytetrahydro-2H-pyran-4-yl)phenyl]ethyl}phenyl)-N,2-dimethyl-1-pyrrolidinecarboxamide,

N-(4-{[3-fluoro-5-(4-methoxytetrahydro-2H-pyran-4-yl)phenoxy]methyl}phenyl)-N-methyl-1H-pyrrole-1-carboxamide,

15 N-(4-{[3-fluoro-5-(4-methoxytetrahydro-2H-pyran-4-yl)phenoxy]methyl}phenyl)-N-methyl-2,5-dihydro-1H-pyrrole-1-carboxamide,

N-(4-{[3-fluoro-5-(4-methoxytetrahydro-2H-pyran-4-yl)phenoxy]methyl}phenyl)-3-(hydroxymethyl)-N-methyl-1-piperidinecarboxamide,

20 N-(4-{[3-fluoro-5-(4-methoxytetrahydro-2H-pyran-4-yl)phenoxy]methyl}phenyl)-N-methyl-1,3-thiazolidine-3-carboxamide,

N-(4-{[3-fluoro-5-(4-methoxytetrahydro-2H-pyran-4-yl)phenoxy]methyl}phenyl)-4-(hydroxymethyl)-N-methyl-1-piperidinecarboxamide,

N-(4-{[3-fluoro-5-(4-methoxytetrahydro-2H-pyran-4-yl)phenoxy]methyl}phenyl)-3-hydroxy-N-methyl-1-piperidinecarboxamide,

25 N-(4-{[3-fluoro-5-(4-methoxytetrahydro-2H-pyran-4-yl)phenoxy]methyl}phenyl)-4-hydroxy-N-methyl-1-piperidinecarboxamide,

N-(4-{[3-fluoro-5-(4-methoxytetrahydro-2H-pyran-4-yl)phenoxy]methyl}phenyl)-N-methyl-4-thiomorpholinecarboxamide,

N-(4-{[3-fluoro-5-(4-methoxytetrahydro-2H-pyran-4-yl)phenoxy]methyl}phenyl)-N,2-dimethyl-1-piperidinecarboxamide,

N-(4-{[3-fluoro-5-(4-methoxytetrahydro-2H-pyran-4-yl)phenoxy]methyl}phenyl)-N-methyl-1-piperidinecarboxamide,

5 N-(4-{[3-fluoro-5-(4-methoxytetrahydro-2H-pyran-4-yl)phenoxy]methyl}phenyl)-N-methyl-3,6-dihydro-1(2H)-pyridinecarboxamide,

N-(4-{[3-fluoro-5-(4-methoxytetrahydro-2H-pyran-4-yl)phenoxy]methyl}phenyl)-N-methyl-1-azepanecarboxamide,

10 N-(4-{[3-fluoro-5-(4-methoxytetrahydro-2H-pyran-4-yl)phenoxy]methyl}phenyl)-4-(2-hydroxyethyl)-N-methyl-1-piperidinecarboxamide,

N-(4-{[3-fluoro-5-(4-methoxytetrahydro-2H-pyran-4-yl)phenoxy]methyl}phenyl)-N-methyl-1-azetidinecarboxamide,

(2R)-N-(4-{[3-fluoro-5-(4-methoxytetrahydro-2H-pyran-4-yl)phenoxy]methyl}phenyl)-2-(hydroxymethyl)-N-methyl-1-pyrrolidinecarboxamide,

15 (2S)-N-(4-{[3-fluoro-5-(4-methoxytetrahydro-2H-pyran-4-yl)phenoxy]methyl}phenyl)-2-(hydroxymethyl)-N-methyl-1-pyrrolidinecarboxamide,

N¹-(4-{[3-fluoro-5-(4-methoxytetrahydro-2H-pyran-4-yl)phenoxy]methyl}phenyl)-N¹-methyl-1,3-piperidinedicarboxamide,

20 N-(4-{[3-fluoro-5-(4-hydroxytetrahydro-2H-pyran-4-yl)phenoxy]methyl}phenyl)-N,2-dimethyl-1-pyrrolidinecarboxamide,

N-{4-[(3-fluoro-5-tetrahydro-2H-pyran-4-yl)phenoxy]methyl}phenyl}-N,2-dimethyl-1-pyrrolidinecarboxamide,

N-(4-{[3-fluoro-5-(4-morpholinyl)phenoxy]methyl}phenyl)-N,2-dimethyl-1-pyrrolidinecarboxamide,

25 (-) N-(4-{[3-fluoro-5-(4-morpholinyl)phenoxy]methyl}phenyl)-N,2-dimethyl-1-pyrrolidinecarboxamide,

(+) N-(4-{[3-fluoro-5-(4-morpholinyl)phenoxy]methyl}phenyl)-N,2-dimethyl-1-pyrrolidinecarboxamide,

N-(4-{[3-fluoro-5-(2-methyl-3-oxo-1-piperazinyl)phenoxy]methyl}phenyl)-N,2-dimethyl-1-pyrrolidinecarboxamide,

(+) N-[4-({[6-(4-hydroxytetrahydro-2H-pyran-4-yl)-2-pyridinyl]oxy}methyl)phenyl]-N,2-dimethyl-1-pyrrolidinecarboxamide,

5 (-) N-[4-({[6-(4-hydroxytetrahydro-2H-pyran-4-yl)-2-pyridinyl]oxy}methyl)phenyl]-N,2-dimethyl-1-pyrrolidinecarboxamide, and

N-(4-{[3-fluoro-5-(4-methoxytetrahydro-2H-pyran-4-yl)phenoxy]methyl}phenyl)-N-methyl-2-furamide.

In another embodiment, the present invention discloses a method of inhibiting
 10 interleukin 5 gene expression in a mammal comprising administering to a mammal in need of such treatment a pharmaceutically effective amount of a compound selected from formula I or pharmaceutically acceptable salts thereof wherein, R₁ is methyl; R₃ is selected from hydrogen and fluorine; R₄ is selected from hydrogen and chlorine; A is NR₇R₈ wherein R₇ and R₈ are independently selected from hydrogen, alkenyl, alkoxyalkyl, alkyl, alkynyl, arylalkyl,
 15 cyanoalkyl, cycloalkyl, cycloalkylalkyl, haloalkyl, (1,3-dioxolan-2-yl)alkyl, tetrahydro-2-furanylalkyl, hydroxyalkoxyalkyl, and hydroxyalkyl; B is selected from cyclohexyl, morpholinyl, piperazinyl, piperdiny, tetrahydro-2H-pyranyl, pyrrolidinyl, and thiomorpholinyl; X is selected from CH₂ and O; and Y is selected from CH and N.

Examples of compounds of this embodiment include, but are not limited to:

20 ethyl 4-[3-({4-[[[(diethylamino)carbonyl](methyl)amino]benzyl}oxy)-5-fluorophenyl]-1-piperazinecarboxylate,

N-(4-{[3-(2,6-dimethyl-4-morpholinyl)-5-fluorophenoxy]methyl}phenyl)-N',N'-diethyl-N-methylurea,

25 N,N-diethyl-N'-(4-{[3-fluoro-5-(4-thiomorpholinyl)phenoxy]methyl}phenyl)-N'-methylurea,

N,N-diethyl-N'-(4-{[3-fluoro-5-(4-hydroxy-1-piperidinyl)phenoxy]methyl}phenyl)-N'-methylurea,

N-(4-{[3-(4-acetyl-1-piperazinyl)-5-fluorophenoxy]methyl}phenyl)-N',N'-diethyl-N-methylurea,

N,N-diethyl-N'-(4-{[3-fluoro-5-(1-piperidinyl)phenoxy]methyl}phenyl)-N'-methylurea,

N,N-diethyl-N'-[4-({3-fluoro-5-[4-(2-hydroxyethyl)-1-piperazinyl]phenoxy}methyl)phenyl]-N'-methylurea,

5 N,N-diethyl-N'-(4-{[3-fluoro-5-(4-methyl-1-piperidinyl)phenoxy]methyl}phenyl)-N'-methylurea,

N,N-diethyl-N'-(4-{[3-fluoro-5-(1-pyrrolidinyl)phenoxy]methyl}phenyl)-N'-methylurea,

10 N,N-diethyl-N'-(4-{[3-fluoro-5-(2-methyl-3-oxo-1-piperazinyl)phenoxy]methyl}phenyl)-N'-methylurea,

N-(4-{[3-fluoro-5-(4-methoxytetrahydro-2H-pyran-4-yl)phenoxy]methyl}phenyl)-N,N',N'-trimethylurea,

N-(4-{[3-fluoro-5-(4-methoxytetrahydro-2H-pyran-4-yl)phenoxy]methyl}phenyl)-N,N'-dimethyl-N'-propylurea,

15 N-(4-{[3-fluoro-5-(4-methoxytetrahydro-2H-pyran-4-yl)phenoxy]methyl}phenyl)-N,N'-dimethylurea,

N-allyl-N'-(4-{[3-fluoro-5-(4-methoxytetrahydro-2H-pyran-4-yl)phenoxy]methyl}phenyl)-N,N'-dimethylurea,

20 N-(4-{[3-fluoro-5-(4-methoxytetrahydro-2H-pyran-4-yl)phenoxy]methyl}phenyl)-N'-(2-hydroxyethyl)-N,N'-dimethylurea,

N-(3-chloro-4-{[3-fluoro-5-(4-methoxytetrahydro-2H-pyran-4-yl)phenoxy]methyl}phenyl)-N,N',N'-trimethylurea,

N-(cyclopropylmethyl)-N'-(4-{[3-fluoro-5-(4-methoxytetrahydro-2H-pyran-4-yl)phenoxy]methyl}phenyl)-N'-methyl-N-propylurea,

25 N-ethyl-N'-(4-{[3-fluoro-5-(4-methoxytetrahydro-2H-pyran-4-yl)phenoxy]methyl}phenyl)-N-isopropyl-N'-methylurea,

N-(4-{[3-fluoro-5-(4-methoxytetrahydro-2H-pyran-4-yl)phenoxy]methyl}phenyl)-N,N'-dimethyl-N'-(2-propynyl)urea,

N-(2-cyanoethyl)-N-cyclopropyl-N'-(4-{[3-fluoro-5-(4-methoxytetrahydro-2H-pyran-4-yl)phenoxy]methyl}phenyl)-N'-methylurea,

N-allyl-N-ethyl-N'-(4-{[3-fluoro-5-(4-methoxytetrahydro-2H-pyran-4-yl)phenoxy]methyl}phenyl)-N'-methylurea,

5 N-(4-{[3-fluoro-5-(4-methoxytetrahydro-2H-pyran-4-yl)phenoxy]methyl}phenyl)-N'-(2-methoxyethyl)-N,N'-dimethylurea,

N-ethyl-N'-(4-{[3-fluoro-5-(4-methoxytetrahydro-2H-pyran-4-yl)phenoxy]methyl}phenyl)-N-(2-hydroxyethyl)-N'-methylurea,

10 N-(4-{[3-fluoro-5-(4-methoxytetrahydro-2H-pyran-4-yl)phenoxy]methyl}phenyl)-N'-isopentyl-N,N'-dimethylurea,

N-[2-(1,3-dioxolan-2-yl)ethyl]-N'-(4-{[3-fluoro-5-(4-methoxytetrahydro-2H-pyran-4-yl)phenoxy]methyl}phenyl)-N,N'-dimethylurea,

N-ethyl-N'-(4-{[3-fluoro-5-(4-methoxytetrahydro-2H-pyran-4-yl)phenoxy]methyl}phenyl)-N,N'-dimethylurea,

15 N,N-diallyl-N'-(4-{[3-fluoro-5-(4-methoxytetrahydro-2H-pyran-4-yl)phenoxy]methyl}phenyl)-N'-methylurea,

N-(4-{[3-fluoro-5-(4-methoxytetrahydro-2H-pyran-4-yl)phenoxy]methyl}phenyl)-N-methyl-N',N'-dipropylurea,

20 N-butyl-N-ethyl-N'-(4-{[3-fluoro-5-(4-methoxytetrahydro-2H-pyran-4-yl)phenoxy]methyl}phenyl)-N'-methylurea,

N-ethyl-N'-(4-{[3-fluoro-5-(4-methoxytetrahydro-2H-pyran-4-yl)phenoxy]methyl}phenyl)-N'-methyl-N-propylurea,

N-(4-{[3-fluoro-5-(4-methoxytetrahydro-2H-pyran-4-yl)phenoxy]methyl}phenyl)-N'-isopropyl-N,N'-dimethylurea,

25 N'-cyclobutyl-N-(4-{[3-fluoro-5-(4-methoxytetrahydro-2H-pyran-4-yl)phenoxy]methyl}phenyl)-N-methylurea,

N-(4-{[3-fluoro-5-(4-methoxytetrahydro-2H-pyran-4-yl)phenoxy]methyl}phenyl)-N-methyl-N'-(tetrahydro-2-furanylmethyl)urea,

N-(4-{[3-fluoro-5-(4-methoxytetrahydro-2H-pyran-4-yl)phenoxy]methyl}phenyl)-N'-(2-methoxyethyl)-N-methylurea,

N-(4-{[3-fluoro-5-(4-methoxytetrahydro-2H-pyran-4-yl)phenoxy]methyl}phenyl)-N-methyl-N'-propylurea,

5 N-(4-{[3-fluoro-5-(4-methoxytetrahydro-2H-pyran-4-yl)phenoxy]methyl}phenyl)-N'-(2-hydroxy-1-methylethyl)-N-methylurea,

N'-(1-ethylpropyl)-N-(4-{[3-fluoro-5-(4-methoxytetrahydro-2H-pyran-4-yl)phenoxy]methyl}phenyl)-N-methylurea,

10 N-(4-{[3-fluoro-5-(4-methoxytetrahydro-2H-pyran-4-yl)phenoxy]methyl}phenyl)-N-methyl-N'-(2,2,2-trifluoroethyl)urea,

N-(4-{[3-fluoro-5-(4-methoxytetrahydro-2H-pyran-4-yl)phenoxy]methyl}phenyl)-N-methyl-N'-neopentylurea,

N-(4-{[3-fluoro-5-(4-methoxytetrahydro-2H-pyran-4-yl)phenoxy]methyl}phenyl)-N'-isobutyl-N-methylurea,

15 N-(4-{[3-fluoro-5-(4-methoxytetrahydro-2H-pyran-4-yl)phenoxy]methyl}phenyl)-N-methyl-N'-(2-methylbutyl)urea,

N'-(2-ethylhexyl)-N-(4-{[3-fluoro-5-(4-methoxytetrahydro-2H-pyran-4-yl)phenoxy]methyl}phenyl)-N-methylurea,

20 N-(4-{[3-fluoro-5-(4-methoxytetrahydro-2H-pyran-4-yl)phenoxy]methyl}phenyl)-N-methyl-N'-(2-propynyl)urea,

N-(4-{[3-fluoro-5-(4-methoxytetrahydro-2H-pyran-4-yl)phenoxy]methyl}phenyl)-N'-(2-hydroxybutyl)-N-methylurea,

N-(4-{[3-fluoro-5-(4-methoxytetrahydro-2H-pyran-4-yl)phenoxy]methyl}phenyl)-N'-(3-hydroxy-2,2-dimethylpropyl)-N-methylurea,

25 N-(4-{[3-fluoro-5-(4-methoxytetrahydro-2H-pyran-4-yl)phenoxy]methyl}phenyl)-N'-[2-(2-hydroxyethoxy)ethyl]-N-methylurea,

N'-allyl-N-(4-{[3-fluoro-5-(4-methoxytetrahydro-2H-pyran-4-yl)phenoxy]methyl}phenyl)-N-methylurea,

N-(4-{{3-fluoro-5-(4-methoxytetrahydro-2H-pyran-4-yl)phenoxy}methyl}phenyl)-N'-(2-methoxy-1-methylethyl)-N-methylurea,

N'-(cyanomethyl)-N-(4-{{3-fluoro-5-(4-methoxytetrahydro-2H-pyran-4-yl)phenoxy}methyl}phenyl)-N-methylurea,

5 N'-cyclopropyl-N-(4-{{3-fluoro-5-(4-methoxytetrahydro-2H-pyran-4-yl)phenoxy}methyl}phenyl)-N-methylurea,

N-(4-{{3-fluoro-5-(4-methoxytetrahydro-2H-pyran-4-yl)phenoxy}methyl}phenyl)-N'-isopropyl-N-methyl-N'-propylurea,

10 N-(4-{{3-fluoro-5-(4-methoxytetrahydro-2H-pyran-4-yl)phenoxy}methyl}phenyl)-N'-[(1R)-1-(hydroxymethyl)propyl]-N-methylurea,

N-(4-{{3-fluoro-5-(4-methoxytetrahydro-2H-pyran-4-yl)phenoxy}methyl}phenyl)-N-methyl-N'-(2-methyl-2-propenyl)urea,

N'-(2-fluoroethyl)-N-(4-{{3-fluoro-5-(4-methoxytetrahydro-2H-pyran-4-yl)phenoxy}methyl}phenyl)-N-methylurea,

15 N'-ethyl-N-(4-{{3-fluoro-5-(4-methoxytetrahydro-2H-pyran-4-yl)phenoxy}methyl}phenyl)-N-methylurea,

N-(4-{{3-fluoro-5-(4-methoxytetrahydro-2H-pyran-4-yl)phenoxy}methyl}phenyl)-N'-(2-hydroxypropyl)-N-methylurea,

20 N'-(cyclopropylmethyl)-N-(4-{{3-fluoro-5-(4-methoxytetrahydro-2H-pyran-4-yl)phenoxy}methyl}phenyl)-N-methylurea,

N'-(2-ethylbutyl)-N-(4-{{3-fluoro-5-(4-methoxytetrahydro-2H-pyran-4-yl)phenoxy}methyl}phenyl)-N-methylurea,

N'-cyclopentyl-N-(4-{{3-fluoro-5-(4-methoxytetrahydro-2H-pyran-4-yl)phenoxy}methyl}phenyl)-N-methylurea,

25 N'-(1,2-dimethylpropyl)-N-(4-{{3-fluoro-5-(4-methoxytetrahydro-2H-pyran-4-yl)phenoxy}methyl}phenyl)-N-methylurea,

N'-sec-butyl-N-(4-{{3-fluoro-5-(4-methoxytetrahydro-2H-pyran-4-yl)phenoxy}methyl}phenyl)-N-methylurea,

N'-[bicyclo[2.2.1]hept-2-yl]-N-(4-{[3-fluoro-5-(4-methoxytetrahydro-2H-pyran-4-yl)phenoxy]methyl}phenyl)-N-methylurea,

N-(4-{[3-fluoro-5-(4-methoxytetrahydro-2H-pyran-4-yl)phenoxy]methyl}phenyl)-N'-[2-(4-hydroxyphenyl)ethyl]-N-methylurea,

5 N'-(2-cyanoethyl)-N-(4-{[3-fluoro-5-(4-methoxytetrahydro-2H-pyran-4-yl)phenoxy]methyl}phenyl)-N-methylurea,

N-(4-{[3-fluoro-5-(4-methoxytetrahydro-2H-pyran-4-yl)phenoxy]methyl}phenyl)-N'-(2-hydroxyethyl)-N-methylurea,

10 N-(4-{[3-fluoro-5-(4-methoxytetrahydro-2H-pyran-4-yl)phenoxy]methyl}phenyl)-N'-[1-(hydroxymethyl)cyclopentyl]-N-methylurea,

N'-(2,2-dimethylcyclopentyl)-N-(4-{[3-fluoro-5-(4-methoxytetrahydro-2H-pyran-4-yl)phenoxy]methyl}phenyl)-N-methylurea,

N-(4-{[3-fluoro-5-(4-methoxytetrahydro-2H-pyran-4-yl)phenoxy]methyl}phenyl)-N'-isopropyl-N-methylurea,

15 N,N-diethyl-N'-(4-{[3-fluoro-5-(4-methoxytetrahydro-2H-pyran-4-yl)phenoxy]methyl}phenyl)-N'-methylurea,

N-ethyl-N'-(4-{[3-fluoro-5-(4-methoxytetrahydro-2H-pyran-4-yl)phenoxy]methyl}phenyl)-N-(2-methoxyethyl)-N'-methylurea,

20 N-butyl-N-(cyanomethyl)-N'-(4-{[3-fluoro-5-(4-methoxytetrahydro-2H-pyran-4-yl)phenoxy]methyl}phenyl)-N'-methylurea,

N-butyl-N'-(4-{[3-fluoro-5-(4-methoxytetrahydro-2H-pyran-4-yl)phenoxy]methyl}phenyl)-N,N'-dimethylurea,

N-(4-{[3-fluoro-5-(4-methoxytetrahydro-2H-pyran-4-yl)phenoxy]methyl}phenyl)-N'-isopropyl-N'-(2-methoxyethyl)-N-methylurea,

25 N,N-diethyl-N'-(4-{[3-fluoro-5-(4-hydroxytetrahydro-2H-pyran-4-yl)phenoxy]methyl}phenyl)-N'-methylurea,

N-(4-{[3-fluoro-5-(4-hydroxytetrahydro-2H-pyran-4-yl)phenoxy]methyl}phenyl)-N,N',N'-trimethylurea,

N-[4-({3-fluoro-5-[4-(2-propynyloxy)tetrahydro-2H-pyran-4-yl]phenoxy}methyl)phenyl]-N,N',N'-trimethylurea,

N,N-diethyl-N'-(4-{[3-(4-ethyltetrahydro-2H-pyran-4-yl)phenoxy]methyl}phenyl)-N'-methylurea,

5 ethyl 4-[3-({4-
[[[(diethylamino)carbonyl](methyl)amino]benzyl}oxy]phenyl]tetrahydro-2H-pyran-4-
carboxylate,

N,N-diethyl-N'-(4-{[3-fluoro-5-(1-hydroxycyclohexyl)phenoxy]methyl}phenyl)-N'-methylurea,

10 N,N-diethyl-N'-(4-[(3-fluoro-5-tetrahydro-2H-pyran-4-ylphenoxy)methyl]phenyl)-N'-methylurea,

tert-butyl 4-[3-({4-[[[(diethylamino)carbonyl](methyl)amino]benzyl}oxy)-5-fluorophenyl]-4-hydroxy-1-piperidinecarboxylate,

15 N-allyl-N'-(4-{[3-(trans-1,4-dimethoxycyclohexyl)-5-fluorophenoxy]methyl}phenyl)-N,N'-dimethylurea,

N-(4-{[3-(trans-1,4-dimethoxycyclohexyl)-5-fluorophenoxy]methyl}phenyl)-N',N'-diethyl-N-methylurea,

N,N-diethyl-N'-(4-{[3-fluoro-5-(4-morpholinyl)phenoxy]methyl}phenyl)-N'-methylurea, and

20 N,N-diethyl-N'-[4-({[6-(4-hydroxytetrahydro-2H-pyran-4-yl)-2-pyridinyl]oxy}methyl)phenyl]-N'-methylurea.

In another embodiment, the present invention discloses a method of inhibiting interleukin 5 gene expression in a mammal comprising administering to a mammal in need of such treatment a pharmaceutically effective amount of a compound selected from formula I or
25 pharmaceutically acceptable salts thereof wherein, R₁ is methyl; R₃ is selected from hydrogen and fluorine; R₄ is selected from hydrogen and chlorine; A is pyrrolidinyl; B is NR₉R₁₀ wherein R₉ and R₁₀ are independently selected from hydrogen, alkoxyalkyl, and alkyl; X is selected from CH₂ and O; and Y is selected from CH and N.

Examples of compounds of this embodiment include, but are not limited to:

N-[4-({3-[bis(2-methoxyethyl)amino]-5-fluorophenoxy}methyl)phenyl]-N,2-dimethyl-1-pyrrolidinecarboxamide and

N-[4-({3-[ethyl(2-methoxyethyl)amino]-5-fluorophenoxy}methyl)phenyl]-N,2-dimethyl-1-pyrrolidinecarboxamide.

5 In another embodiment, the present invention discloses a method of inhibiting interleukin 5 gene expression in a mammal comprising administering to a mammal in need of such treatment a pharmaceutically effective amount of a compound selected from formula I or a pharmaceutically acceptable salt thereof wherein, R₁ is methyl; R₃ is selected from hydrogen and fluorine; R₄ is selected from hydrogen and chlorine; A is NR₇R₈ wherein R₇ and
10 R₈ are independently selected from hydrogen and alkyl; B is NR₉R₁₀ wherein R₉ and R₁₀ are independently selected from hydrogen, alkoxyalkyl, alkyl, and cycloalkyl; X is selected from CH₂ and O; and Y is selected from CH and N.

Examples of compounds of this embodiment include, but are not limited to:

15 N-[4-({3-[bis(2-methoxyethyl)amino]-5-fluorophenoxy}methyl)phenyl]-N',N'-diethyl-N-methylurea,

N-(4-{{3-(cyclopentylamino)-5-fluorophenoxy}methyl}phenyl)-N',N'-diethyl-N-methylurea,

N-(4-{{3-(cyclohexylamino)-5-fluorophenoxy}methyl}phenyl)-N',N'-diethyl-N-methylurea, and

20 N,N-diethyl-N'-[4-({3-[ethyl(2-methoxyethyl)amino]-5-fluorophenoxy}methyl)phenyl]-N'-methylurea.

In another embodiment, the present invention discloses a method of inhibiting interleukin 5 gene expression in a mammal comprising administering to a mammal in need of such treatment a pharmaceutically effective amount of a compound selected from formula I or
25 a pharmaceutically acceptable salt thereof wherein, R₁ is methyl; R₃ is selected from hydrogen and fluorine; R₄ is selected from hydrogen and chlorine; A is selected from alkoxy, alkyl, and cycloalkyl; B is tetrahydro-2H-pyranyl; X is selected from CH₂ and O; and Y is selected from CH and N.

Examples of compounds of this embodiment include, but are not limited to:

N-(4-{[3-fluoro-5-(4-methoxytetrahydro-2H-pyran-4-yl)phenoxy]methyl}phenyl)-N,3,3-trimethylbutanamide,

2-ethyl-N-(4-{[3-fluoro-5-(4-methoxytetrahydro-2H-pyran-4-yl)phenoxy]methyl}phenyl)-N-methylbutanamide,

5 N-(4-{[3-fluoro-5-(4-methoxytetrahydro-2H-pyran-4-yl)phenoxy]methyl}phenyl)-N,2,2-trimethylpropanamide,

N-(4-{[3-fluoro-5-(4-methoxytetrahydro-2H-pyran-4-yl)phenoxy]methyl}phenyl)-N-methylcyclopentanecarboxamide,

10 N-(4-{[3-fluoro-5-(4-methoxytetrahydro-2H-pyran-4-yl)phenoxy]methyl}phenyl)-N-methylcyclopropanecarboxamide,

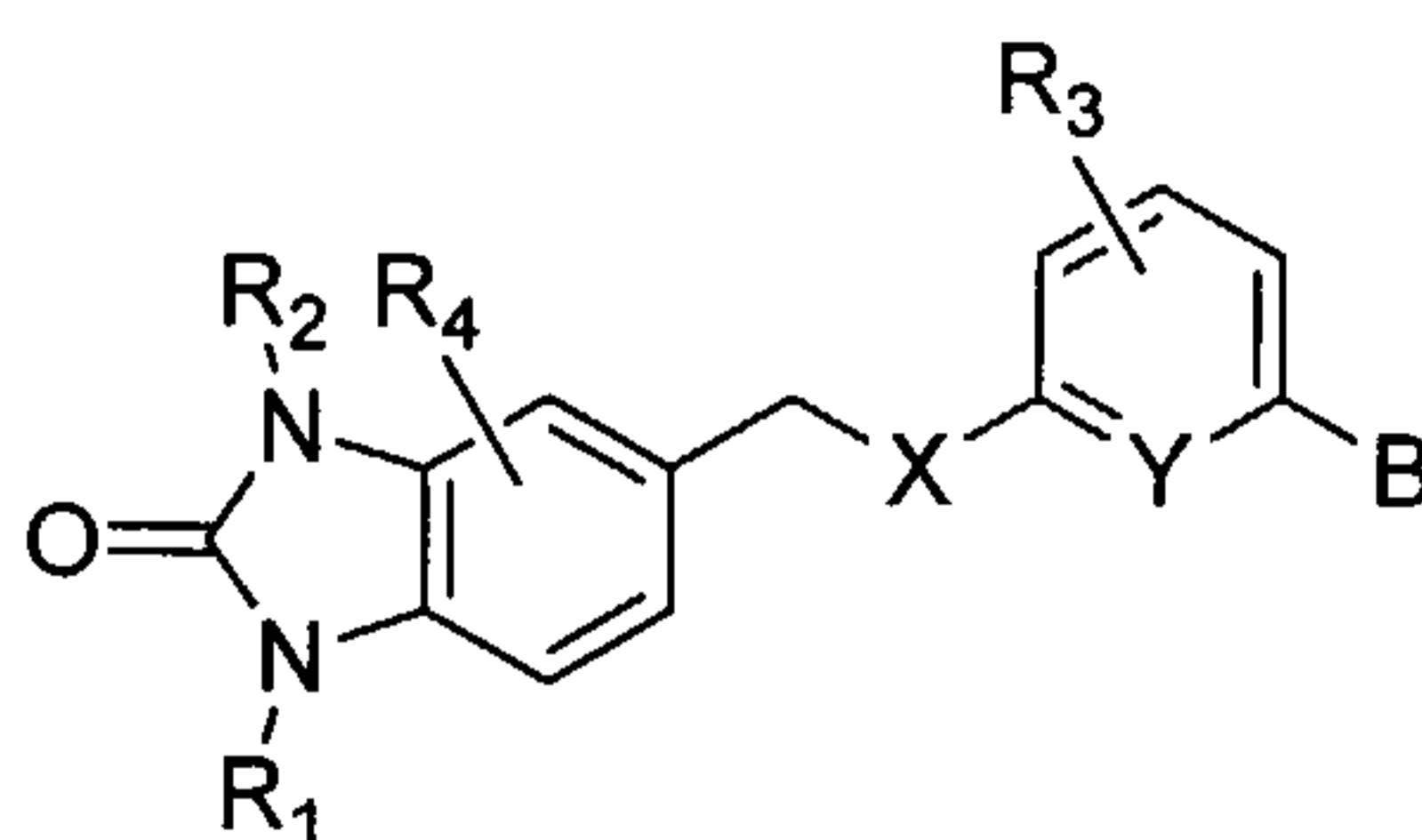
N-(4-{[3-fluoro-5-(4-methoxytetrahydro-2H-pyran-4-yl)phenoxy]methyl}phenyl)-N,2-dimethylpropanamide,

isopropyl 4-{[3-fluoro-5-(4-methoxytetrahydro-2H-pyran-4-yl)phenoxy]methyl}phenyl(methyl)carbamate,

15 propyl 4-{[3-fluoro-5-(4-methoxytetrahydro-2H-pyran-4-yl)phenoxy]methyl}phenyl(methyl)carbamate, and

tert-butyl 4-{[3-fluoro-5-(4-methoxytetrahydro-2H-pyran-4-yl)phenoxy]methyl}phenyl(methyl)carbamate.

In another embodiment, the present invention discloses a method of inhibiting
20 interleukin 5 gene expression in a mammal comprising administering to a mammal in need of such treatment a pharmaceutically effective amount of a compound selected from formula II



II,

or pharmaceutically acceptable salts thereof wherein, R₁ is methyl; R₂ is methyl; R₃ is
25 selected from hydrogen and fluorine; R₄ is selected from hydrogen and chlorine; B is selected

from cyclohexyl, piperidinyl, and tetrahydro-2H-pyran-4-yl; X is selected from CH₂ and O; and Y is selected from CH and N.

Examples of compounds of this embodiment include, but are not limited to:

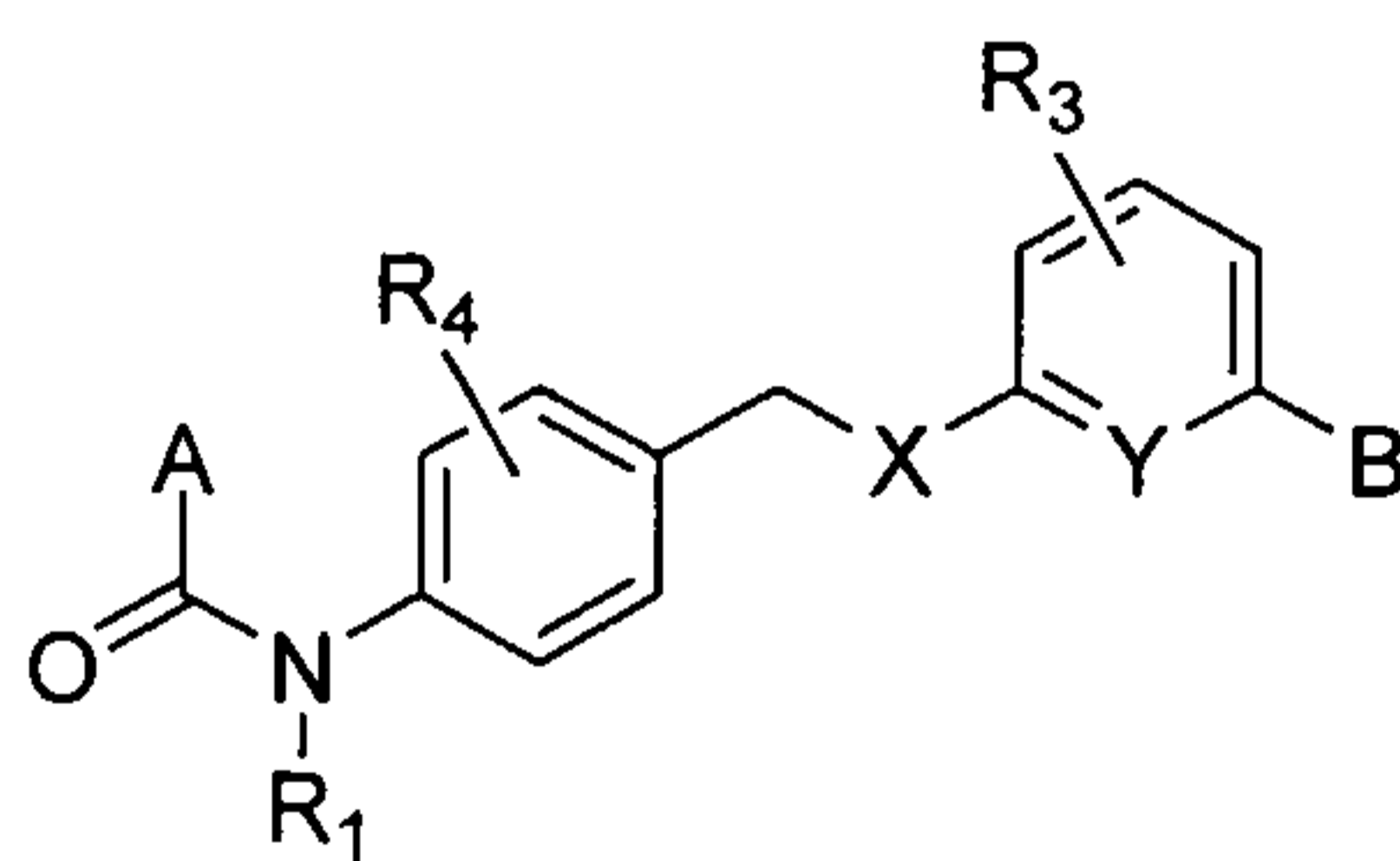
- 5 5-{[3-(1-benzyl-4-hydroxy-4-piperidinyl)-5-fluorophenoxy]methyl}-1,3-dimethyl-1,3-dihydro-2H-benzimidazol-2-one,
- 5-{[3-(trans-1,4-dimethoxycyclohexyl)-5-fluorophenoxy]methyl}-1,3-dimethyl-1,3-dihydro-2H-benzimidazol-2-one,
- 5-{[3-fluoro-5-(8-hydroxy-1,4-dioxaspiro[4.5]dec-8-yl)phenoxy]methyl}-1,3-dimethyl-1,3-dihydro-2H-benzimidazol-2-one, and
- 10 5-{[3-fluoro-5-(4-methoxytetrahydro-2H-pyran-4-yl)phenoxy]methyl}-1,3-dimethyl-1,3-dihydro-2H-benzimidazol-2-one.

Another embodiment of the present invention relates to pharmaceutical compositions comprising a therapeutically effective amount of a compound of formula I-II or a pharmaceutically acceptable salt thereof in combination with a pharmaceutically acceptable carrier.

Another embodiment of the present invention relates to a method of treating allergic diseases comprising administering a therapeutically effective amount of a compound of formula I-II or a pharmaceutically acceptable salt thereof.

Another embodiment of the present invention relates to a method of treating asthma comprising administering a therapeutically effective amount of a compound of formula I-II or a pharmaceutically acceptable salt thereof.

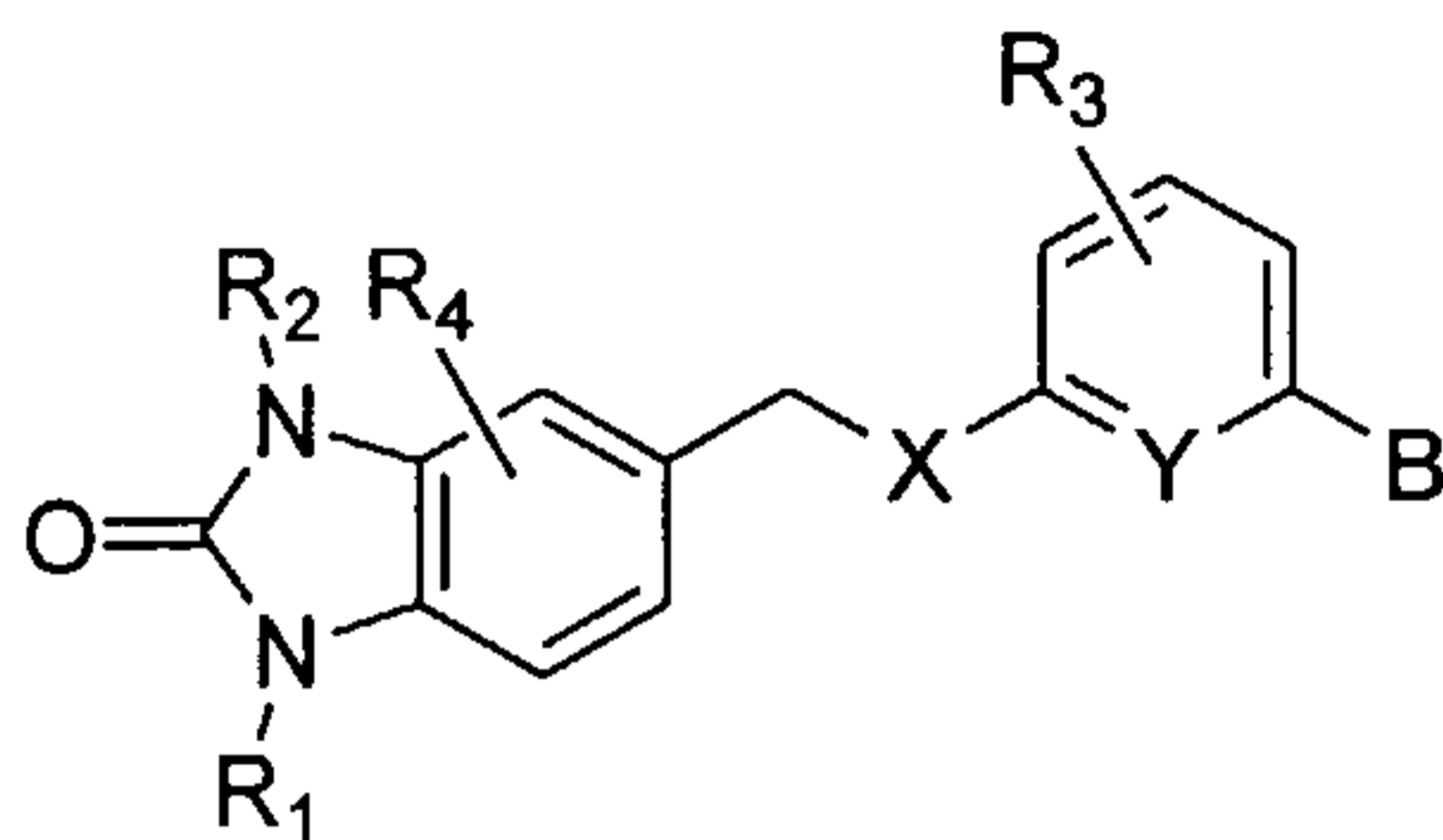
In another embodiment of the present invention are disclosed compounds of formula I



I

25 and of formula II

19



II,

or pharmaceutically acceptable salts thereof wherein, in formulas I and II:

R₁ is selected from hydrogen and lower alkyl;

5 R₂ is selected from hydrogen and lower alkyl;

R₃ is selected from hydrogen, alkoxy, alkyl, cyano, halogen, haloalkoxy, haloalkyl, and -NR₅R₆ wherein R₅ and R₆ are independently selected from hydrogen and alkyl;

R₄ is selected from hydrogen, alkoxy, alkyl, cyano, halogen, haloalkoxy, haloalkyl, and -NR₅R₆ wherein R₅ and R₆ are independently selected from hydrogen and alkyl;

10 A is selected from the group consisting of alkenyl, alkyl, alkynyl, alkoxy, aryl, arylalkyl, cycloalkyl, cycloalkylalkyl, heterocycle, heterocyclealkyl, and NR₇R₈ wherein R₇ and R₈ are independently selected from alkenyl, alkoxyalkoxyalkyl, alkoxyalkyl, alkyl, alkynyl, aryl, arylalkyl, cyanoalkyl, cycloalkyl, cycloalkylalkyl, haloalkyl, heterocycle, heterocyclealkyl, hydroxyalkoxyalkyl, and hydroxyalkyl;

15 B is selected from the group consisting of heterocycle and NR₉R₁₀ wherein R₉ and R₁₀ are independently selected from alkenyl, alkoxyalkyl, alkyl, alkynyl, aryl, arylalkyl, cyanoalkyl, cycloalkyl, cycloalkylalkyl, haloalkyl, heterocycle, and heterocyclealkyl;

X is selected from CH₂ and O; and

Y is selected from CH and N;

20 provided that for compounds of formula I when R₄ is hydrogen and A is piperdiny, morpholinyl, thiomorpholinyl, piperazinyl, or NR₇R₈ and R₇ and R₈ are independently selected from the group consisting of hydrogen, alkyl, haloalkyl, and hydroxyalkyl then B is other than tetrahydro-2H-pyran-4-yl optionally substituted with 1 substituent selected from the group consisting of hydroxy and alkoxy or cyclohexyl optionally substituted with 1
25 substituent selected from the group consisting of hydroxy and alkoxy; and

further provided that for compounds of formula II when R₃ is hydrogen and R₄ is hydrogen then B is other than cyclohexyl optionally substituted with 1, 2, 3, 4, or 5 substituents independently selected from alkoxy, alkyl and hydroxy.

In another embodiment of the present invention are disclosed compounds of formula I
 5 wherein, R₁ is methyl; R₃ is selected from hydrogen and fluorine; R₄ is selected from hydrogen and chlorine; A is selected from azetidiny, azepanyl, azocanyl, furyl, pyrrolyl, pyrrolidinyl, pyrrolinyl, thiazolidinyl, and tetrahydropyridyl; B is selected from the group consisting of morpholinyl, piperazinyl, piperdiny, tetrahydro-2H-pyranyl, pyrrolidinyl, thiomorpholinyl, and NR₉R₁₀ wherein R₉ and R₁₀ are independently selected from alkoxyalkyl
 10 and alkyl; X is selected from CH₂ and O; and Y is CH.

Examples of compounds of this embodiment include, but are not limited to:

ethyl 4-{3-fluoro-5-[(4-{methyl[(2-methyl-1-pyrrolidinyl)carbonyl]amino}benzyl)oxy]phenyl}-1-piperazinecarboxylate,

N-[4-({3-[bis(2-methoxyethyl)amino]-5-fluorophenoxy}methyl)phenyl]-N,2-
 15 dimethyl-1-pyrrolidinecarboxamide,

N-(4-{{3-(2,6-dimethyl-4-morpholinyl)-5-fluorophenoxy}methyl}phenyl)-N,2-
 dimethyl-1-pyrrolidinecarboxamide,

N-(4-{{3-fluoro-5-(4-thiomorpholinyl)phenoxy}methyl}phenyl)-N,2-dimethyl-1-
 pyrrolidinecarboxamide,

20 N-(4-{{3-fluoro-5-(4-hydroxy-1-piperidinyl)phenoxy}methyl}phenyl)-N,2-dimethyl-
 1-pyrrolidinecarboxamide,

N-(4-{{3-(4-acetyl-1-piperazinyl)-5-fluorophenoxy}methyl}phenyl)-N,2-dimethyl-1-
 pyrrolidinecarboxamide,

25 N-(4-{{3-fluoro-5-(1-piperidinyl)phenoxy}methyl}phenyl)-N,2-dimethyl-1-
 pyrrolidinecarboxamide,

N-[4-({3-fluoro-5-[4-(2-hydroxyethyl)-1-piperazinyl]phenoxy}methyl)phenyl]-N,2-
 dimethyl-1-pyrrolidinecarboxamide,

N-(4-{{3-fluoro-5-(4-methyl-1-piperidinyl)phenoxy}methyl}phenyl)-N,2-dimethyl-1-
 pyrrolidinecarboxamide,

N-[4-({3-[ethyl(2-methoxyethyl)amino]-5-fluorophenoxy}methyl)phenyl)-N,2-dimethyl-1-pyrrolidinecarboxamide,

N-(4-{{3-fluoro-5-(1-pyrrolidinyl)phenoxy}methyl}phenyl)-N,2-dimethyl-1-pyrrolidinecarboxamide,

5 N-(4-{{3-(1,4-dioxo-8-azaspiro[4.5]dec-8-yl)-5-fluorophenoxy}methyl}phenyl)-N,2-dimethyl-1-pyrrolidinecarboxamide,

N-(4-{{3-fluoro-5-(4-hydroxy-4-phenyl-1-piperidinyl)phenoxy}methyl}phenyl)-N,2-dimethyl-1-pyrrolidinecarboxamide,

10 N-(4-{{3-fluoro-5-(3-hydroxy-1-pyrrolidinyl)phenoxy}methyl}phenyl)-N,2-dimethyl-1-pyrrolidinecarboxamide,

N-[4-({3-fluoro-5-[4-(2-methoxyethyl)-1-piperazinyl]phenoxy}methyl)phenyl]-N,2-dimethyl-1-pyrrolidinecarboxamide,

N-(4-{{3-fluoro-5-(4-methoxytetrahydro-2H-pyran-4-yl)phenoxy}methyl}phenyl)-N-methyl-1-azocanecarboxamide,

15 N-(4-{{3-fluoro-5-(4-methoxytetrahydro-2H-pyran-4-yl)phenoxy}methyl}phenyl)-3-hydroxy-N-methyl-1-pyrrolidinecarboxamide,

N-(4-{{3-fluoro-5-(4-methoxytetrahydro-2H-pyran-4-yl)phenoxy}methyl}phenyl)-N,2-dimethyl-1-pyrrolidinecarboxamide,

20 N-(4-{{3-fluoro-5-(4-methoxytetrahydro-2H-pyran-4-yl)phenoxy}methyl}phenyl)-N-methyl-1-pyrrolidinecarboxamide,

N-(4-{{3-fluoro-5-(4-methoxytetrahydro-2H-pyran-4-yl)phenoxy}methyl}phenyl)-N,2,5-trimethyl-1-pyrrolidinecarboxamide,

(3R)-N-(4-{{3-fluoro-5-(4-methoxytetrahydro-2H-pyran-4-yl)phenoxy}methyl}phenyl)-3-hydroxy-N-methyl-1-pyrrolidinecarboxamide,

25 3-ethyl-N-(4-{{3-fluoro-5-(4-methoxytetrahydro-2H-pyran-4-yl)phenoxy}methyl}phenyl)-N,2,4-trimethyl-1-pyrrolidinecarboxamide,

N-(4-{{3-fluoro-5-(4-methoxytetrahydro-2H-pyran-4-yl)phenoxy}methyl}phenyl)-N,2,5-trimethyl-2,5-dihydro-1H-pyrrole-1-carboxamide,

N-(4-{2-[3-fluoro-5-(4-methoxytetrahydro-2H-pyran-4-yl)phenyl]ethyl}phenyl)-N,2-dimethyl-1-pyrrolidinecarboxamide,

N-(4-{[3-fluoro-5-(4-methoxytetrahydro-2H-pyran-4-yl)phenoxy]methyl}phenyl)-N-methyl-1H-pyrrole-1-carboxamide,

5 N-(4-{[3-fluoro-5-(4-methoxytetrahydro-2H-pyran-4-yl)phenoxy]methyl}phenyl)-N-methyl-2,5-dihydro-1H-pyrrole-1-carboxamide,

N-(4-{[3-fluoro-5-(4-methoxytetrahydro-2H-pyran-4-yl)phenoxy]methyl}phenyl)-N-methyl-1,3-thiazolidine-3-carboxamide,

10 N-(4-{[3-fluoro-5-(4-methoxytetrahydro-2H-pyran-4-yl)phenoxy]methyl}phenyl)-N-methyl-3,6-dihydro-1(2H)-pyridinecarboxamide,

N-(4-{[3-fluoro-5-(4-methoxytetrahydro-2H-pyran-4-yl)phenoxy]methyl}phenyl)-N-methyl-1-azepanecarboxamide,

N-(4-{[3-fluoro-5-(4-methoxytetrahydro-2H-pyran-4-yl)phenoxy]methyl}phenyl)-N-methyl-1-azetidinecarboxamide,

15 (2R)-N-(4-{[3-fluoro-5-(4-methoxytetrahydro-2H-pyran-4-yl)phenoxy]methyl}phenyl)-2-(hydroxymethyl)-N-methyl-1-pyrrolidinecarboxamide,

(2S)-N-(4-{[3-fluoro-5-(4-methoxytetrahydro-2H-pyran-4-yl)phenoxy]methyl}phenyl)-2-(hydroxymethyl)-N-methyl-1-pyrrolidinecarboxamide,

20 N-(4-{[3-fluoro-5-(4-hydroxytetrahydro-2H-pyran-4-yl)phenoxy]methyl}phenyl)-N,2-dimethyl-1-pyrrolidinecarboxamide,

N-{4-[(3-fluoro-5-tetrahydro-2H-pyran-4-yl)phenoxy]methyl}phenyl}-N,2-dimethyl-1-pyrrolidinecarboxamide,

N-(4-{[3-fluoro-5-(4-morpholinyl)phenoxy]methyl}phenyl)-N,2-dimethyl-1-pyrrolidinecarboxamide,

25 (-) N-(4-{[3-fluoro-5-(4-morpholinyl)phenoxy]methyl}phenyl)-N,2-dimethyl-1-pyrrolidinecarboxamide,

(+) N-(4-{[3-fluoro-5-(4-morpholinyl)phenoxy]methyl}phenyl)-N,2-dimethyl-1-pyrrolidinecarboxamide,

N-(4-{[3-fluoro-5-(2-methyl-3-oxo-1-piperazinyl)phenoxy]methyl}phenyl)-N,2-dimethyl-1-pyrrolidinecarboxamide, and

N-(4-{[3-fluoro-5-(4-methoxytetrahydro-2H-pyran-4-yl)phenoxy]methyl}phenyl)-N-methyl-2-furamide.

5 In another embodiment of the present invention are disclosed compounds of formula I wherein, R₁ is methyl; R₃ is selected from hydrogen and fluorine; R₄ is selected from hydrogen and chlorine; A is NR₇R₈ wherein R₇ and R₈ are independently selected from hydrogen, alkenyl, alkoxyalkyl, alkyl, alkynyl, cyanoalkyl, cycloalkyl, cycloalkylalkyl, (1,3-dioxolan-2-yl)alkyl, tetrahydro-2-furanylalkyl, hydroxyalkoxyalkyl, and phenylalkyl; B is
10 selected from tetrahydro-2H-pyranyl and cyclohexyl; X is selected from CH₂ and O; and Y is CH.

Examples of compounds of this embodiment include, but are not limited to:

N-allyl-N'-(4-{[3-fluoro-5-(4-methoxytetrahydro-2H-pyran-4-yl)phenoxy]methyl}phenyl)-N,N'-dimethylurea,

15 N-(3-chloro-4-{[3-fluoro-5-(4-methoxytetrahydro-2H-pyran-4-yl)phenoxy]methyl}phenyl)-N,N',N'-trimethylurea,

N-(cyclopropylmethyl)-N'-(4-{[3-fluoro-5-(4-methoxytetrahydro-2H-pyran-4-yl)phenoxy]methyl}phenyl)-N'-methyl-N-propylurea,

20 N-(4-{[3-fluoro-5-(4-methoxytetrahydro-2H-pyran-4-yl)phenoxy]methyl}phenyl)-N,N'-dimethyl-N'-(2-propynyl)urea,

N-(2-cyanoethyl)-N-cyclopropyl-N'-(4-{[3-fluoro-5-(4-methoxytetrahydro-2H-pyran-4-yl)phenoxy]methyl}phenyl)-N'-methylurea,

N-allyl-N-ethyl-N'-(4-{[3-fluoro-5-(4-methoxytetrahydro-2H-pyran-4-yl)phenoxy]methyl}phenyl)-N'-methylurea,

25 N-(4-{[3-fluoro-5-(4-methoxytetrahydro-2H-pyran-4-yl)phenoxy]methyl}phenyl)-N'-(2-methoxyethyl)-N,N'-dimethylurea,

N-[2-(1,3-dioxolan-2-yl)ethyl]-N'-(4-{[3-fluoro-5-(4-methoxytetrahydro-2H-pyran-4-yl)phenoxy]methyl}phenyl)-N,N'-dimethylurea,

N,N-diallyl-N'-(4-{[3-fluoro-5-(4-methoxytetrahydro-2H-pyran-4-yl)phenoxy]methyl}phenyl)-N'-methylurea,

N'-cyclobutyl-N-(4-{[3-fluoro-5-(4-methoxytetrahydro-2H-pyran-4-yl)phenoxy]methyl}phenyl)-N-methylurea,

5 N-(4-{[3-fluoro-5-(4-methoxytetrahydro-2H-pyran-4-yl)phenoxy]methyl}phenyl)-N-methyl-N'-(tetrahydro-2-furanylmethyl)urea,

N-(4-{[3-fluoro-5-(4-methoxytetrahydro-2H-pyran-4-yl)phenoxy]methyl}phenyl)-N'-(2-methoxyethyl)-N-methylurea,

10 N-(4-{[3-fluoro-5-(4-methoxytetrahydro-2H-pyran-4-yl)phenoxy]methyl}phenyl)-N-methyl-N'-(2-propynyl)urea,

N-(4-{[3-fluoro-5-(4-methoxytetrahydro-2H-pyran-4-yl)phenoxy]methyl}phenyl)-N'-[2-(2-hydroxyethoxy)ethyl]-N-methylurea,

N'-allyl-N-(4-{[3-fluoro-5-(4-methoxytetrahydro-2H-pyran-4-yl)phenoxy]methyl}phenyl)-N-methylurea,

15 N-(4-{[3-fluoro-5-(4-methoxytetrahydro-2H-pyran-4-yl)phenoxy]methyl}phenyl)-N'-(2-methoxy-1-methylethyl)-N-methylurea,

N'-(cyanomethyl)-N-(4-{[3-fluoro-5-(4-methoxytetrahydro-2H-pyran-4-yl)phenoxy]methyl}phenyl)-N-methylurea,

20 N'-cyclopropyl-N-(4-{[3-fluoro-5-(4-methoxytetrahydro-2H-pyran-4-yl)phenoxy]methyl}phenyl)-N-methylurea,

N-(4-{[3-fluoro-5-(4-methoxytetrahydro-2H-pyran-4-yl)phenoxy]methyl}phenyl)-N-methyl-N'-(2-methyl-2-propenyl)urea,

N'-(cyclopropylmethyl)-N-(4-{[3-fluoro-5-(4-methoxytetrahydro-2H-pyran-4-yl)phenoxy]methyl}phenyl)-N-methylurea,

25 N'-cyclopentyl-N-(4-{[3-fluoro-5-(4-methoxytetrahydro-2H-pyran-4-yl)phenoxy]methyl}phenyl)-N-methylurea,

N'-[bicyclo[2.2.1]hept-2-yl]-N-(4-{[3-fluoro-5-(4-methoxytetrahydro-2H-pyran-4-yl)phenoxy]methyl}phenyl)-N-methylurea,

N-(4-{[3-fluoro-5-(4-methoxytetrahydro-2H-pyran-4-yl)phenoxy]methyl}phenyl)-N'-[2-(4-hydroxyphenyl)ethyl]-N-methylurea,

N'-(2-cyanoethyl)-N-(4-{[3-fluoro-5-(4-methoxytetrahydro-2H-pyran-4-yl)phenoxy]methyl}phenyl)-N-methylurea,

5 N-(4-{[3-fluoro-5-(4-methoxytetrahydro-2H-pyran-4-yl)phenoxy]methyl}phenyl)-N'-[1-(hydroxymethyl)cyclopentyl]-N-methylurea,

N'-(2,2-dimethylcyclopentyl)-N-(4-{[3-fluoro-5-(4-methoxytetrahydro-2H-pyran-4-yl)phenoxy]methyl}phenyl)-N-methylurea,

10 N-ethyl-N'-(4-{[3-fluoro-5-(4-methoxytetrahydro-2H-pyran-4-yl)phenoxy]methyl}phenyl)-N-(2-methoxyethyl)-N'-methylurea,

N-butyl-N-(cyanomethyl)-N'-(4-{[3-fluoro-5-(4-methoxytetrahydro-2H-pyran-4-yl)phenoxy]methyl}phenyl)-N'-methylurea,

N-[4-({3-fluoro-5-[4-(2-propynyloxy)tetrahydro-2H-pyran-4-yl]phenoxy}methyl)phenyl]-N,N',N'-trimethylurea,

15 N,N-diethyl-N'-(4-{[3-(4-ethyltetrahydro-2H-pyran-4-yl)phenoxy]methyl}phenyl)-N'-methylurea,

ethyl 4-[3-({4-[[[(diethylamino)carbonyl](methyl)amino]benzyl}oxy)phenyl]tetrahydro-2H-pyran-4-carboxylate, and

20 N,N-diethyl-N'-{4-[(3-fluoro-5-tetrahydro-2H-pyran-4-yl)phenoxy]methyl}phenyl}-N'-methylurea.

In another embodiment of the present invention are disclosed compounds of formula I wherein, R₁ is methyl; R₃ is selected from hydrogen and fluorine; R₄ is selected from hydrogen and chlorine; A is NR₇R₈ wherein R₄ and R₅ are independently selected from 25 hydrogen and alkyl; B is selected from morpholinyl, piperazinyl, piperdinyl, pyrrolidinyl, thiomorpholinyl, and NR₉R₁₀ wherein R₉ and R₁₀ are independently selected from the group consisting of hydrogen, alkoxyalkyl, alkyl, and cycloalkyl; X is selected from CH₂ and O; and Y is CH.

Examples of compounds of this embodiment include, but are not limited to:

ethyl 4-[3-({4-[[[(diethylamino)carbonyl](methyl)amino]benzyl}oxy)-5-fluorophenyl]-1-piperazinecarboxylate,

N-[4-({3-[bis(2-methoxyethyl)amino]-5-fluorophenoxy}methyl)phenyl]-N',N'-diethyl-N-methylurea,

5 N-(4-{{3-(2,6-dimethyl-4-morpholinyl)-5-fluorophenoxy}methyl}phenyl)-N',N'-diethyl-N-methylurea,

N,N-diethyl-N'-(4-{{3-fluoro-5-(4-thiomorpholinyl)phenoxy}methyl}phenyl)-N'-methylurea,

10 N,N-diethyl-N'-(4-{{3-fluoro-5-(4-hydroxy-1-piperidinyl)phenoxy}methyl}phenyl)-N'-methylurea,

N-(4-{{3-(4-acetyl-1-piperazinyl)-5-fluorophenoxy}methyl}phenyl)-N',N'-diethyl-N-methylurea,

N,N-diethyl-N'-(4-{{3-fluoro-5-(1-piperidinyl)phenoxy}methyl}phenyl)-N'-methylurea,

15 N-(4-{{3-(cyclopentylamino)-5-fluorophenoxy}methyl}phenyl)-N',N'-diethyl-N-methylurea,

N-(4-{{3-(cyclohexylamino)-5-fluorophenoxy}methyl}phenyl)-N',N'-diethyl-N-methylurea,

20 N,N-diethyl-N'-[4-({3-fluoro-5-[4-(2-hydroxyethyl)-1-piperazinyl]phenoxy}methyl)phenyl]-N'-methylurea,

N,N-diethyl-N'-(4-{{3-fluoro-5-(4-methyl-1-piperidinyl)phenoxy}methyl}phenyl)-N'-methylurea,

N,N-diethyl-N'-[4-({3-[ethyl(2-methoxyethyl)amino]-5-fluorophenoxy}methyl)phenyl]-N'-methylurea,

25 N,N-diethyl-N'-(4-{{3-fluoro-5-(1-pyrrolidinyl)phenoxy}methyl}phenyl)-N'-methylurea,

N,N-diethyl-N'-(4-{{3-fluoro-5-(2-methyl-3-oxo-1-piperazinyl)phenoxy}methyl}phenyl)-N'-methylurea,

tert-butyl 4-[3-({4-[[[(diethylamino)carbonyl](methyl)amino]benzyl}oxy)-5-fluorophenyl]-4-hydroxy-1-piperidinecarboxylate, and

N,N-diethyl-N'-(4-{[3-fluoro-5-(4-morpholinyl)phenoxy]methyl}phenyl)-N'-methylurea.

5 In another embodiment of the present invention are disclosed compounds of formula I wherein, R₁ is methyl; R₃ is selected from hydrogen and fluorine; R₄ is chlorine; A is NR₇R₈ wherein R₇ and R₈ are independently selected from the group consisting of hydrogen and alkyl; B is tetrahydro-2H-pyranyl; X is O; and Y is CH.

10 An Example of compounds of this embodiment include, but are not limited to:

N-(3-chloro-4-{[3-fluoro-5-(4-methoxytetrahydro-2H-pyran-4-yl)phenoxy]methyl}phenyl)-N,N',N'-trimethylurea.

In another embodiment of the present invention are disclosed compounds of formula I wherein, R₁ is methyl; R₃ is hydrogen; R₄ is hydrogen; A is selected from the group consisting of pyrrolidinyl and NR₇R₈ wherein R₇ and R₈ are independently selected from hydrogen and alkyl; B is tetrahydro-2H-pyranyl; X is O; and Y is N.

Examples of compounds of this embodiment include, but are not limited to:

(+) N-[4-({[6-(4-hydroxytetrahydro-2H-pyran-4-yl)-2-pyridinyl]oxy}methyl)phenyl]-N,2-dimethyl-1-pyrrolidinecarboxamide,

20 (-) N-[4-({[6-(4-hydroxytetrahydro-2H-pyran-4-yl)-2-pyridinyl]oxy}methyl)phenyl]-N,2-dimethyl-1-pyrrolidinecarboxamide, and

N,N-diethyl-N'-[4-({[6-(4-hydroxytetrahydro-2H-pyran-4-yl)-2-pyridinyl]oxy}methyl)phenyl]-N'-methylurea.

In another embodiment of the present invention are disclosed compounds of formula I wherein, R₁ is methyl; R₃ is selected from hydrogen and halogen; R₄ is selected from hydrogen and halogen; A is selected from the group consisting of alkoxy, alkyl, and cycloalkyl; B is tetrahydro-2H-pyranyl; X is O; and Y is CH.

Examples of compounds of this embodiment include, but are not limited to:

N-(4-{[3-fluoro-5-(4-methoxytetrahydro-2H-pyran-4-yl)phenoxy]methyl}phenyl)-
N,3,3-trimethylbutanamide,

2-ethyl-N-(4-{[3-fluoro-5-(4-methoxytetrahydro-2H-pyran-4-
yl)phenoxy]methyl}phenyl)-N-methylbutanamide,

5 N-(4-{[3-fluoro-5-(4-methoxytetrahydro-2H-pyran-4-yl)phenoxy]methyl}phenyl)-
N,2,2-trimethylpropanamide,

N-(4-{[3-fluoro-5-(4-methoxytetrahydro-2H-pyran-4-yl)phenoxy]methyl}phenyl)-N-
methylcyclopentanecarboxamide,

10 N-(4-{[3-fluoro-5-(4-methoxytetrahydro-2H-pyran-4-yl)phenoxy]methyl}phenyl)-N-
methylcyclopropanecarboxamide,

N-(4-{[3-fluoro-5-(4-methoxytetrahydro-2H-pyran-4-yl)phenoxy]methyl}phenyl)-
N,2-dimethylpropanamide,

isopropyl 4-{[3-fluoro-5-(4-methoxytetrahydro-2H-pyran-4-
yl)phenoxy]methyl}phenyl(methyl)carbamate,

15 propyl 4-{[3-fluoro-5-(4-methoxytetrahydro-2H-pyran-4-
yl)phenoxy]methyl}phenyl(methyl)carbamate, and

tert-butyl 4-{[3-fluoro-5-(4-methoxytetrahydro-2H-pyran-4-
yl)phenoxy]methyl}phenyl(methyl)carbamate.

In another embodiment of the present invention are disclosed compounds of formula
20 II wherein, R₁ is methyl; R₂ is methyl; R₃ is halogen; R₄ is selected from hydrogen and
halogen; B is selected from cyclohexyl, piperidinyl, and tetrahydro-2H-pyran-4-yl; X is O; and Y
is CH.

Examples of compounds of this embodiment include, but are not limited to:

5-{{[3-(1-benzyl-4-hydroxy-4-piperidinyl)-5-fluorophenoxy]methyl}}-1,3-dimethyl-
25 1,3-dihydro-2H-benzimidazol-2-one,

5-{{[3-(trans-1,4-dimethoxycyclohexyl)-5-fluorophenoxy]methyl}}-1,3-dimethyl-1,3-
dihydro-2H-benzimidazol-2-one,

5-{{[3-fluoro-5-(8-hydroxy-1,4-dioxaspiro[4.5]dec-8-yl)phenoxy]methyl}}-1,3-
dimethyl-1,3-dihydro-2H-benzimidazol-2-one, and

5-{{3-fluoro-5-(4-methoxytetrahydro-2H-pyran-4-yl)phenoxy]methyl}-1,3-dimethyl-1,3-dihydro-2H-benzimidazol-2-one.

Definition of Terms

As used throughout this specification and the appended claims, the following terms
5 have the following meanings.

The term "alkenyl," as used herein, refers to a straight or branched chain hydrocarbon containing from 2 to 10 carbons and containing at least one carbon-carbon double bond formed by the removal of two hydrogens. Representative examples of alkenyl include, but are not limited to, ethenyl, 2-propenyl, 2-methyl-2-propenyl, 3-butenyl, 4-pentenyl, 5-
10 hexenyl, 2-heptenyl, 2-methyl-1-heptenyl, 3-decenyl and the like.

The term "alkenyloxy," as used herein, refers to an alkenyl group, as defined herein, appended to the parent molecular moiety through an oxy moiety, as defined herein. Representative examples of alkenyloxy include, but are not limited to, 2-propenyloxy (allyloxy), 2-butenyloxy, 3-butenyloxy, and the like.

15 The term "alkoxy," as used herein, refers to an alkyl group, as defined herein, appended to the parent molecular moiety through an oxy moiety, as defined herein. Representative examples of alkoxy include, but are not limited to, methoxy, ethoxy, propoxy, 2-propoxy, butoxy, tert-butoxy, pentyloxy, hexyloxy and the like.

The term "alkoxyalkoxy," as used herein, refers to an alkoxy group, as defined herein,
20 appended to the parent molecular moiety through another alkoxy group, as defined herein. Representative examples of alkoxyalkoxy include, but are not limited to, tert-butoxymethoxy, 2-ethoxyethoxy, 2-methoxyethoxy, methoxymethoxy, and the like.

The term "alkoxyalkoxyalkyl," as used herein, refers to an alkoxyalkoxy group, as defined herein, appended to the parent molecular moiety through an alkyl group, as defined
25 herein. Representative examples of alkoxyalkoxyalkyl include, but are not limited to, tert-butoxymethoxymethyl, ethoxymethoxymethyl, (2-methoxyethoxy)methyl, 2-(2-methoxyethoxy)ethyl, and the like.

The term "alkoxyalkyl," as used herein, refers to an alkoxy group, as defined herein, appended to the parent molecular moiety through an alkyl group, as defined herein.

Representative examples of alkoxyalkyl include, but are not limited to, tert-butoxymethyl, 2-ethoxyethyl, 2-methoxyethyl, methoxymethyl, and the like.

The term "alkoxycarbonyl," as used herein, refers to an alkoxy group, as defined herein, appended to the parent molecular moiety through a carbonyl group, as defined herein.

5 Representative examples of alkoxycarbonyl include, but are not limited to, methoxycarbonyl, ethoxycarbonyl, tert-butoxycarbonyl, and the like.

The term "alkyl," as used herein, refers to a straight or branched chain hydrocarbon containing from 1 to 10 carbon atoms. Representative examples of alkyl include, but are not limited to, methyl, ethyl, n-propyl, iso-propyl, n-butyl, sec-butyl, iso-butyl, tert-butyl, n-
10 pentyl, isopentyl, neopentyl, n-hexyl, 3-methylhexyl, 2,2-dimethylpentyl, 2,3-dimethylpentyl, 2-ethylhexyl, n-heptyl, n-octyl, n-nonyl, n-decyl, and the like.

The term "alkylcarbonyl," as used herein, refers to an alkyl group, as defined herein, appended to the parent molecular moiety through a carbonyl group, as defined herein.

15 Representative examples of alkylcarbonyl include, but are not limited to, acetyl, 1-oxopropyl, 1-oxobutyl, 1-oxopentyl, and the like.

The term "alkylcarbonyloxy," as used herein, refers to an alkylcarbonyl group, as defined herein, appended to the parent molecular moiety through an oxy moiety, as defined herein. Representative examples of alkylcarbonyloxy include, but are not limited to, acetyloxy, ethylcarbonyloxy, tert-butylcarbonyloxy, and the like.

20 The term "alkylene," denotes a divalent group derived from a straight or branched chain hydrocarbon of from 1 to 10 carbon atoms. Representative examples of alkylene include, but are not limited to, -CH₂-, -CH₂CH₂-, -CH₂CH₂CH₂-, -CH₂CH₂CH₂CH₂-, -CH₂CH(CH₃)CH₂-, and the like.

The term "alkylthio," as used herein, refers to an alkyl group, as defined herein, appended to the parent molecular moiety through a thio moiety, as defined herein.

25 Representative examples of alkylthio include, but are not limited, methylsulfanyl, ethylsulfanyl, tert-butylsulfanyl, hexylsulfanyl, and the like.

The term "alkynyl," as used herein, refers to a straight or branched chain hydrocarbon group containing from 2 to 10 carbon atoms and containing at least one carbon-carbon triple

bond. Representative examples of alkynyl include, but are not limited, to acetylenyl, 1-propynyl, 2-propynyl, 3-butynyl, 2-pentynyl, 1-butynyl and the like.

The term "alkynyloxy," as used herein, refers to an alkynyl group, as defined herein, appended to the parent molecular moiety through an oxy moiety, as defined herein.

5 Representative examples of alkynyloxy include, but are not limited to, 2-propynyloxy, 2-butynyloxy, 3-butynyloxy, and the like.

The term "aryl," as used herein, refers to a monocyclic-ring system, or a bicyclic-fused ring system wherein one or both of the fused rings are aromatic. Representative examples of aryl include, but are not limited to, azulenyl, indanyl, indenyl, naphthyl, phenyl, 10 dihydronaphthyl, tetrahydronaphthyl, and the like.

The aryl groups of this invention can be substituted with 1, 2, or 3 substituents independently selected from alkenyl, alkenyloxy, alkoxy, alkoxyalkoxy, alkoxyalkyl, alkoxy carbonyl, alkyl, alkyl carbonyl, alkyl carbonyloxy, alkylthio, alkynyl, alkynyloxy, aryl, arylalkoxyalkyl, arylalkoxy carbonyl, arylalkyl, carboxy, cyano, ethylenedioxy, formyl, halo, 15 haloalkyl, heterocycle, hydroxy, hydroxyalkyl, mercapto, nitro, $-NR_{90}R_{91}$, and $(NR_{92}R_{93})$ carbonyl.

The term "arylalkoxy," as used herein, refers to an aryl group, as defined herein, appended to the parent molecular moiety through an alkoxy group, as defined herein. Representative examples of arylalkoxy include, but are not limited to, benzyloxy, 2- 20 phenylethoxy, 3-naphth-2-ylpropoxy, 5-phenylpentyloxy, and the like.

The term "arylalkoxyalkyl," as used herein, refers to an arylalkoxy group, as defined herein, appended to the parent molecular moiety through an alkyl group, as defined herein. Representative examples of arylalkoxyalkyl include, but are not limited to, benzyloxymethyl, 2-phenylethoxymethyl, 3-naphth-2-ylpropoxymethyl, 5-phenylpentyloxymethyl, and the like.

25 The term "arylalkoxycarbonyl," as used herein, refers to an arylalkoxy group, as defined herein, appended to the parent molecular moiety through a carbonyl group, as defined herein. Representative examples of arylalkoxycarbonyl include, but are not limited to, benzyloxycarbonyl, naphth-2-ylmethoxycarbonyl, and the like.

The term "arylalkyl," as used herein, refers to an aryl group, as defined herein, appended to the parent molecular moiety through an alkyl group, as defined herein. Representative examples of arylalkyl include, but are not limited to, benzyl, 2-phenylethyl, 2-(4-hydroxyphenyl)ethyl, 3-phenylpropyl, 2-naphth-2-ylethyl, and the like.

5 The term "arylcarbonyl," as used herein, refers to an aryl group, as defined herein, appended to the parent molecular moiety through a carbonyl group, as defined herein. Representative examples of arylcarbonyl include, but are not limited to, benzoyl, naphthoyl, and the like.

The term "carbonyl," as used herein, refers to a -C(O)- group.

10 The term "carboxy," as used herein, refers to a -CO₂H group.

The term "carboxyalkyl," as used herein, refers to a carboxy group, as defined herein, appended to the parent molecular moiety through an alkyl group, as defined herein. Representative examples of carboxyalkyl include, but are not limited to, carboxymethyl, 2-carboxyethyl, 3-carboxypropyl, and the like.

15 The term "cyano," as used herein, refers to a -CN group.

The term "cyanoalkyl," as used herein, refers to a cyano group, as defined herein, appended to the parent molecular moiety through an alkyl group, as defined herein. Representative examples of cyanoalkyl include, but are not limited to, cyanomethyl, 2-cyanoethyl, 3-cyanopropyl, and the like.

20 The term "cycloalkyl," as used herein, refers to a monocyclic, bicyclic, or tricyclic ring system. Monocyclic ring systems are exemplified by a saturated cyclic hydrocarbon group containing from 3 to 8 carbon atoms. Representative examples of monocyclic ring systems include, but are not limited to, cyclopropyl, cyclobutyl, cyclopentyl, cyclohexyl, cycloheptyl, cyclooctyl, and the like. Bicyclic ring systems are exemplified by a bridged
25 monocyclic ring system in which two non-adjacent carbon atoms of the monocyclic ring are linked by an alkylene bridge of between one and three additional carbon atoms. Representative examples of bicyclic ring systems include, but are not limited to, bicyclo[3.1.1]heptane, bicyclo[2.2.1]heptane, bicyclo[2.2.2]octane, bicyclo[3.2.2]nonane, bicyclo[3.3.1]nonane, bicyclo[4.2.1]nonane, and the like. Tricyclic ring systems are

exemplified by a bicyclic ring system in which two non-adjacent carbon atoms of the bicyclic ring are linked by a bond or an alkylene bridge of between one and three carbon atoms.

Representative examples of tricyclic-ring systems include, but are not limited to, tricyclo[3.3.1.0^{3,7}]nonane, tricyclo[3.3.1.1^{3,7}]decane (adamantane), and the like.

5 The cycloalkyl groups of this invention can be substituted with 1, 2, or 3 substituents independently selected from alkenyl, alkenyloxy, alkoxy, alkoxyalkoxy, alkoxyalkyl, alkoxyacetyl, alkyl, alkylacetyl, alkylacetyloxy, alkylthio, alkynyl, alkynyloxy, aryl, arylalkoxyacetyl, carboxy, cyano, ethylenedioxy, formyl, halo, haloalkyl, heterocycle, hydroxy, hydroxyalkyl, mercapto, oxo, -NR₉₀R₉₁, and (NR₉₂R₉₃)acetyl.

10 The term "cycloalkylalkyl," as used herein, refers to cycloalkyl group, as defined herein, appended to the parent molecular moiety through an alkyl group, as defined herein. Representative examples of cycloalkylalkyl include, but are not limited to, cyclopropylmethyl, 2-cyclobutylethyl, cyclopentylmethyl, cyclohexylmethyl and 4-cycloheptylbutyl, and the like.

15 The term "ethylenedioxy," as used herein, refers to a -O(CH₂)₂O- group wherein the oxygen atoms of the ethylenedioxy group are attached to the parent molecular moiety through one carbon atom forming a 5 membered ring or the oxygen atoms of the ethylenedioxy group are attached to the parent molecular moiety through two adjacent carbon atoms forming a six membered ring.

20 The term "formyl," as used herein, refers to a -C(O)H group.

The term "halo" or "halogen," as used herein, refers to -Cl, -Br, -I or -F.

The term "haloalkoxy," as used herein, refers to at least one halogen, as defined herein, appended to the parent molecular moiety through an alkoxy group of one to four carbons, as defined herein. Representative examples of haloalkoxy include, but are not limited to, bromomethoxy, chloromethoxy, 2-fluoroethoxy, trifluoromethoxy, pentafluoroethoxy, 2,2,2-trifluoroethoxy, and the like.

25 The term "haloalkyl," as used herein, refers to at least one halogen, as defined herein, appended to the parent molecular moiety through an alkyl group of one to four carbons, as defined herein. Representative examples of haloalkyl include, but are not limited to,

bromomethyl, chloromethyl, 2-fluoroethyl, trifluoromethyl, pentafluoroethyl, 2,2,2-trifluoroethyl, and the like.

The term "heterocycle" or "heterocyclic," as used herein, refers to a monocyclic ring system. Monocyclic ring systems are exemplified by any 3 or 4 membered ring containing a heteroatom independently selected from oxygen, nitrogen and sulfur; or a 5, 6, 7, or 8 membered ring containing one, two or three heteroatoms wherein the heteroatoms are independently selected from nitrogen, oxygen and sulfur. The 5-membered ring has from 0-2 double bonds and the 6- and 7-membered ring have from 0-3 double bonds. Representative examples of monocyclic ring systems include, but are not limited to, azetidiny, azepanyl, aziridiny, azocanyl, diazepiny, 2,5-dihydro-1H-pyrroly, 1,3-dioxolanyl, dioxanyl, dithianyl, furyl, imidazolyl, imidazoliny, imidazolidiny, isothiazolyl, isothiazoliny, isothiazolidiny, isoxazolyl, isoxazoliny, isoxazolidiny, morpholiny, oxadiazolyl, oxadiazoliny, oxadiazolidiny, oxazolyl, oxazoliny, oxazolidiny, piperaziny, piperidiny, pyranyl, pyraziny, pyrazolyl, pyrazoliny, pyrazolidiny, pyridyl, pyrimidiny, pyridaziny, pyrroly, pyrroliny, pyrrolidiny, tetrahydrofuranyl, tetrahydro-2H-pyranyl, tetrahydropyridyl, tetrahydrothienyl, tetraziny, tetrazolyl, thiadiazolyl, thiadiazoliny, thiadiazolidiny, thiazolyl, thiazoliny, thiazolidiny, thienyl, thiomorpholiny, 1,1-dioxidothiomorpholiny, thiopyranyl, triaziny, triazolyl, and the like.

The heterocycles of this invention can be substituted with 1, 2, or 3 substituents independently selected from alkenyl, alkenyloxy, alkoxy, alkoxyalkoxy, alkoxyalkyl, alkoxy carbonyl, alkyl, alkyl carbonyl, alkyl carbonyloxy, alkylthio, alkynyl, alkynyloxy, aryl, arylalkoxyalkyl, arylalkoxy carbonyl, arylalkyl, aryl carbonyl, carboxy, carboxyalkyl, cyano, cyanoalkyl, ethylenedioxy, formyl, halo, haloalkyl, heterocycle, hydroxy, hydroxyalkyl, mercapto, nitro, oxo, $-NR_{90}R_{91}$, and $(NR_{92}R_{93})$ carbonyl. Representative examples of heterocycles substituted with 1, 2, or 3 substituents include, but are not limited to, 1,4-dioxaspiro[4.5]decane, 2-methylpyrrolidiny, 4-hydroxy-4-phenyl-1-piperidiny, 2-hydroxymethylpyrrolidiny, 3-hydroxypyrrolidiny, 2-hydroxyethyl-1-piperaziny, and the like.

The term "heterocyclealkyl," as used herein, refers to a heterocycle, as defined herein, appended to the parent molecular moiety through an alkyl group, as defined herein.

Representative examples of heterocyclealkyl include, but are not limited to, pyrid-3-ylmethyl, 2-pyrimidin-2-ylpropyl, 2-(1,3-dioxolan-2-yl)ethyl, tetrahydro-2-furanylmethyl, and the like.

5 The term "hydroxy," as used herein, refers to an -OH group.

The term "hydroxyalkyl," as used herein, refers to a hydroxy group, as defined herein, appended to the parent molecular moiety through an alkyl group, as defined herein.

Representative examples of hydroxyalkyl include, but are not limited to, hydroxymethyl, 2-hydroxyethyl, 3-hydroxypropyl, and the like.

10 The term "lower alkyl," as used herein, refers to a straight or branched chain hydrocarbon group containing from 1-to-4 carbon atoms. Representative examples of lower alkyl include, but are not limited to, methyl, ethyl, n-propyl, iso-propyl, n-butyl, iso-butyl, tert-butyl, and the like.

The term "-NR₉₀R₉₁," as used herein, refers to two groups, R₉₀ and R₉₁, which are
15 appended to the parent molecular moiety through a nitrogen atom. R₉₀ and R₉₁ are independently selected from hydrogen, alkyl, alkylcarbonyl, aryl, arylalkyl, and formyl. Representative examples of -NR₉₀R₉₁ include, but are not limited to, amino, benzylamino, methylamino, acetylamino, acetylmethylamino, phenylamino, and the like.

20 The term "-NR₉₂R₉₃," as used herein, refers to two groups, R₉₂ and R₉₃, which are appended to the parent molecular moiety through a nitrogen atom. R₉₂ and R₉₃ are independently selected from hydrogen, alkyl, aryl, and arylalkyl. Representative examples of -NR₉₂R₉₃ include, but are not limited to, amino, benzylamino, methylamino, dimethylamino, ethylamino, phenylamino, and the like.

25 The term "(NR₉₂R₉₃)carbonyl," as used herein, refers to a -NR₉₂R₉₃ group, as defined herein, appended to the parent molecular moiety through a carbonyl group, as defined herein. Representative examples of (NR₉₂R₉₃)carbonyl include, but are not limited to, aminocarbonyl, benzylaminocarbonyl, methylaminocarbonyl, dimethylaminocarbonyl, ethylaminocarbonyl, phenylaminocarbonyl, and the like.

The term "mercapto," as used herein, refers to a -SH group.

The term "nitro," as used herein, refers to a $-\text{NO}_2$ group.

The term "oxo," as used herein, refers to a $=\text{O}$ moiety.

The term "oxy," as used herein, refers to a $-\text{O}-$ moiety.

The term "thio," as used herein, refers to a $-\text{S}-$ moiety.

5 The compounds of the present invention can be used in the form of pharmaceutically acceptable salts derived from inorganic or organic acids. The term "pharmaceutically acceptable salt," as used herein, refers to those salts which are, within the scope of sound medical judgement, suitable for use in contact with the tissues of humans and lower animals without undue toxicity, irritation, allergic response and the like and are commensurate with a
10 reasonable benefit/risk ratio. Pharmaceutically acceptable salts are well-known in the art. For example, S. M. Berge et al. describe pharmaceutically acceptable salts in detail in J. Pharmaceutical Sciences, 1977, 66: 1 et seq. The salts can be prepared in situ during the final isolation and purification of the compounds of the present invention or separately by reacting a free base function with a suitable organic acid. Representative acid addition salts include,
15 but are not limited to acetate, adipate, alginate, citrate, aspartate, benzoate, benzenesulfonate, bisulfate, butyrate, camphorate, camphorsulfonate, digluconate, glycerophosphate, hemisulfate, heptanoate, hexanoate, fumarate, hydrochloride, hydrobromide, hydroiodide, 2-hydroxyethansulfonate (isethionate), lactate, maleate, methanesulfonate, nicotinate, 2-naphthalenesulfonate, oxalate, pamoate, pectinate, persulfate, 3-phenylpropionate, picrate,
20 pivalate, propionate, succinate, tartrate, thiocyanate, phosphate, glutamate, bicarbonate, p-toluenesulfonate and undecanoate. Also, the basic nitrogen-containing groups can be quaternized with such agents as lower alkyl halides such as methyl, ethyl, propyl, and butyl chlorides, bromides and iodides; dialkyl sulfates like dimethyl, diethyl, dibutyl and diamyl sulfates; long chain halides such as decyl, lauryl, myristyl and stearyl chlorides, bromides and
25 iodides; arylalkyl halides like benzyl and phenethyl bromides and others. Water or oil-soluble or dispersible products are thereby obtained. Examples of acids which can be employed to form pharmaceutically acceptable acid addition salts include such inorganic acids as hydrochloric acid, hydrobromic acid, sulphuric acid and phosphoric acid and such organic acids as oxalic acid, maleic acid, succinic acid and citric acid.

Basic addition salts can be prepared in situ during the final isolation and purification of compounds of this invention by reacting a carboxylic acid-containing moiety with a suitable base such as the hydroxide, carbonate or bicarbonate of a pharmaceutically acceptable metal cation or with ammonia or an organic primary, secondary or tertiary amine.

5 Pharmaceutically acceptable salts include, but are not limited to, cations based on alkali metals or alkaline earth metals such as lithium, sodium, potassium, calcium, magnesium and aluminum salts and the like and nontoxic quaternary ammonia and amine cations including ammonium, tetramethylammonium, tetraethylammonium, methylamine, dimethylamine, trimethylamine, triethylamine, diethylamine, ethylamine and the like. Other representative
10 organic amines useful for the formation of base addition salts include ethylenediamine, ethanolamine, diethanolamine, piperidine, piperazine and the like.

Compounds of the present invention can exist as stereoisomers, wherein asymmetric or chiral centers are present. Stereoisomers are designated "R" or "S," depending on the configuration of substituents around the chiral carbon atom. The terms "R" and "S" used
15 herein are configurations as defined in (IUPAC 1974 Recommendations for Section E, Fundamental Stereochemistry, Pure Appl. Chem., (1976), 45: 13-30). The present invention contemplates various stereoisomers and mixtures thereof and are specifically included within the scope of this invention. Stereoisomers include enantiomers, diastereomers, and mixtures of enantiomers or diastereomers. Individual stereoisomers of compounds of the present
20 invention may be prepared synthetically from commercially available starting materials which contain asymmetric or chiral centers or by preparation of racemic mixtures followed by resolution well-known to those of ordinary skill in the art. These methods of resolution are exemplified by (1) attachment of a mixture of enantiomers to a chiral auxiliary, separation of the resulting mixture of diastereomers by recrystallization or chromatography and liberation
25 of the optically pure product from the auxiliary or (2) direct separation of the mixture of optical enantiomers on chiral chromatographic columns.

The present invention contemplates pharmaceutically active metabolites formed by in vivo biotransformation of compounds of formula I-II. The term pharmaceutically active metabolite, as used herein, refers to a compound formed by the in vivo biotransformation of

compounds of formula I-II. The present invention contemplates compounds of formula I-II and metabolites thereof. A thorough discussion of biotransformation is provided in (Goodman and Gilman's, The Pharmacological Basis of Therapeutics, seventh edition).

5 Interleukin 5 Gene Expression Inhibition Determination

Compounds of the present invention were evaluated as inhibitors of interleukin 5 gene expression in an assay involving stimulated human T lymphocytes.

Cells of the human cutaneous T cell lymphoma cell line, HUT 78 (ATCC, Rockville, MD) were cultured in RPMI 1640 medium containing 10% (v/v) fetal bovine serum, 2 mM L-glutamine and 1% penicillin/streptomycin (100 units/mL and 100 µg/mL final concentration, respectively) (Life Technologies, Gaithersburg, MD). Three days prior to stimulation, the HUT 78 cells were seeded at a density of 2×10^5 cells/mL. Three days later and immediately prior to stimulation, cells (at $\sim 1 \times 10^6$ /mL) were centrifuged at 1200 rpm for 10 minutes at room temperature, and resuspended in fresh growth medium at a density of 1×10^6 cells/mL. Cells were then pretreated with compounds of the present invention, followed by stimulation with anti-CD3 (clone X-35, Coulter-Immunotech, Miami, FL) and phorbol 12-myristate 13-acetate (PMA) (Sigma, St. Louis, MO) as follows. Two hundred microliters of the cell suspension were added to each well of a 96-well cell culture plate and pretreated for 15 minutes at room temperature with or without various concentrations of compounds of the present invention by adding 8 µL of half-log serial dilutions of a stock solution of the compound in growth medium containing 1% dimethylsulfoxide (DMSO, Sigma). Cells in each well were then transferred to a second 96-well culture plate which had been pre-coated with 150 ng/well of anti-CD3, followed by the addition of PMA to a final concentration of 2 ng/mL. Cells were subsequently incubated for 30 hours at 37 °C in the presence of 5% CO₂. After 30 hours, cells were harvested by centrifugation at 1200 rpm for 10 minutes at 4 °C, and the supernatants harvested for measurement of IL-5 levels secreted from the cells using an enzyme linked immunosorbent assay (ELISA).

For the IL-5 ELISA assay, 100 µL of HUT 78 cell supernatants were added to wells of an Immulon 4 HBX plate (Dynex, Chantilly, VA) that had been pre-coated with 100 µL of

a 1 $\mu\text{g}/\text{mL}$ solution of rat anti-human IL-5 antibody (clone TRFK5, Pharmingen, San Diego, CA). After incubation for 2 hours at room temperature, the plate was washed and each well was subsequently incubated for 1-2 hours at room temperature with 100 μL of a 1 $\mu\text{g}/\text{mL}$ solution of biotinylated rat anti-human IL-5 antibody (clone JES1-5A10, Pharmingen). The plate was then washed again, and each well was incubated with 100 μL of a 1 $\mu\text{g}/\text{mL}$ solution of streptavidin-horseradish peroxidase conjugate (Pierce, Rockford, IL) for 1 hour, followed by incubation with 100 μL substrate [0.3 g/L 2,2'-azino-di-(3-ethylbenzthiazoline-6-sulfonate); ABTS] (Kirkegaard & Perry Laboratories, Gaithersburg, MD) for 15-30 minutes. After addition of 100 μL of ABTS stop solution (Kirkegaard & Perry Laboratories, Gaithersburg, MD), the plate was read at an O.D. of 405 nm. Human IL-5 used in the standard curve was from R&D Systems, Inc., Minneapolis, MN. The percent inhibition of IL-5 expression produced by each concentration of compounds of the present invention was calculated relative to IL-5 levels produced by the stimulated control cells. The IC_{50} values, shown in Table 1, were graphically determined from 8-point dose response curves generated for each compound. IL-5 protein levels in the supernatant from stimulated HUT 78 cells were approximately 1500 pg/mL , whereas no IL-5 was detectable from unstimulated cells.

Table 1: IC_{50} Values (nM)

Example	IC_{50} (nM)
1	80
2	300
3	450
4	190
5	40
6	190
7	150
8	800
9	900
10	850

40

11	400
12	250
13	80
14	200
15	0.7
16	30
17	80
18	12
19	8
20	40
21	15
22	150
23	35
24	60
25	4
26	3
27	30
28	0.5
29	10
30	400
31	400
32	3
33	90
37	200
38	100
41	500
42	640
43	600

44	750
46	550
47	10
48	23
49	1000
50	750
51	70
53	60
54	900
61	50
65	220
66	400
68	250
73	300
74	40
75	900
76	600
85	450
88	450
89	170
90	120
91	320
92	30
95	180
96	270
100	90
102	890
103	200

106	800
107	300
108	60
110	250
111	400
114	500
115	1000
118	1000
120	16
126	0.05
128	40
129	350
130	5
131	300
132	400
133	320
135	1
136	0.05
137	400
138	78
139	70
140	58
141	46
143	1000
144	60
145	100
146	150
147	150

148	250
149	300
150	400
151	300
152	850
153	340

The data in Table 1 demonstrates that compounds of the present invention are potent inhibitors of interleukin 5 gene expression and therefore may have utility in the treatment of allergic diseases, in particular, asthma, chronic sinusitis, and chronic rhinitis.

5

Pharmaceutical Compositions

The present invention also provides pharmaceutical compositions which comprise compounds of the present invention formulated together with one or more non-toxic pharmaceutically acceptable carriers. The pharmaceutical compositions may be specially formulated for oral administration in solid or liquid form, for parenteral injection, or for rectal administration.

The term "pharmaceutically acceptable carrier," as used herein, means a non-toxic, inert solid, semi-solid or liquid filler, diluent, encapsulating material or formulation auxiliary of any type. Some examples of materials which can serve as pharmaceutically acceptable carriers are sugars such as lactose, glucose and sucrose; starches such as corn starch and potato starch; cellulose and its derivatives such as sodium carboxymethyl cellulose, ethyl cellulose and cellulose acetate; powdered tragacanth; malt; gelatin; talc; excipients such as cocoa butter and suppository waxes; oils such as peanut oil, cottonseed oil, safflower oil, sesame oil, olive oil, corn oil and soybean oil; glycols; such a propylene glycol; esters such as ethyl oleate and ethyl laurate; agar; buffering agents such as magnesium hydroxide and aluminum hydroxide; alginic acid; pyrogen-free water; isotonic saline; Ringer's solution; ethyl alcohol, and phosphate buffer solutions, as well as other non-toxic compatible lubricants such as sodium lauryl sulfate and magnesium stearate, as well as coloring agents, releasing

15

20

agents, coating agents, sweetening, flavoring and perfuming agents, preservatives and antioxidants can also be present in the composition, according to the judgment of the formulator. The present invention provides pharmaceutical compositions which comprise compounds of the present invention formulated together with one or more non-toxic
5 pharmaceutically acceptable carriers. Further included within the scope of the present invention are pharmaceutical compositions comprising one or more of the compounds of formula I-II prepared and formulated in combination with one or more non-toxic pharmaceutically acceptable compositions. The pharmaceutical compositions can be formulated for oral administration in solid or liquid form, for parenteral injection or for rectal
10 administration.

The pharmaceutical compositions of this invention can be administered to humans and other mammals orally, rectally, parenterally, intracisternally, intravaginally, intraperitoneally, topically (as by powders, ointments or drops), buccally or as an oral or nasal spray. The term "parenterally," as used herein, refers to modes of administration which
15 include intravenous, intramuscular, intraperitoneal, intrasternal, subcutaneous, intraarticular injection and infusion.

Pharmaceutical compositions of this invention for parenteral injection comprise pharmaceutically acceptable sterile aqueous or nonaqueous solutions, dispersions, suspensions or emulsions and sterile powders for reconstitution into sterile injectable
20 solutions or dispersions. Examples of suitable aqueous and nonaqueous carriers, diluents, solvents or vehicles include water, ethanol, polyols (propylene glycol, polyethylene glycol, glycerol, and the like), suitable mixtures thereof, vegetable oils (such as olive oil) and injectable organic esters such as ethyl oleate. Proper fluidity may be maintained, for example, by the use of a coating such as lecithin, by the maintenance of the required particle
25 size in the case of dispersions, and by the use of surfactants.

These compositions may also contain adjuvants such as preservative agents, wetting agents, emulsifying agents, and dispersing agents. Prevention of the action of microorganisms may be ensured by various antibacterial and antifungal agents, for example, parabens, chlorobutanol, phenol, sorbic acid, and the like. It may also be desirable to include

isotonic agents, for example, sugars, sodium chloride and the like. Prolonged absorption of the injectable pharmaceutical form may be brought about by the use of agents delaying absorption, for example, aluminum monostearate and gelatin.

5 In some cases, in order to prolong the effect of a drug, it is often desirable to slow the absorption of the drug from subcutaneous or intramuscular injection. This may be accomplished by the use of a liquid suspension of crystalline or amorphous material with poor water solubility. The rate of absorption of the drug then depends upon its rate of dissolution which, in turn, may depend upon crystal size and crystalline form. Alternatively, delayed absorption of a parenterally administered drug form is accomplished by dissolving or
10 suspending the drug in an oil vehicle.

Suspensions, in addition to the active compounds, may contain suspending agents, as, for example, ethoxylated isostearyl alcohols, polyoxyethylene sorbitol and sorbitan esters, microcrystalline cellulose, aluminum metahydroxide, bentonite, agar-agar, tragacanth, and mixtures thereof.

15 If desired, and for more effective distribution, the compounds of the present invention can be incorporated into slow-release or targeted-delivery systems such as polymer matrices, liposomes, and microspheres. They may be sterilized, for example, by filtration through a bacteria-retaining filter or by incorporation of sterilizing agents in the form of sterile solid compositions, which may be dissolved in sterile water or some other sterile injectable
20 medium immediately before use.

The active compounds can also be in micro-encapsulated form, if appropriate, with one or more excipients as noted above. The solid dosage forms of tablets, dragees, capsules, pills, and granules can be prepared with coatings and shells such as enteric coatings, release controlling coatings and other coatings well known in the pharmaceutical formulating art. In
25 such solid dosage forms the active compound can be admixed with at least one inert diluent such as sucrose, lactose, or starch. Such dosage forms may also comprise, as is normal practice, additional substances other than inert diluents, e.g., tableting lubricants and other tableting aids such as magnesium stearate and microcrystalline cellulose. In the case of capsules, tablets and pills, the dosage forms may also comprise buffering agents. They may

optionally contain opacifying agents and can also be of such composition that they release the active ingredient(s) only, or preferentially, in a certain part of the intestinal tract in a delayed manner. Examples of embedding compositions which can be used include polymeric substances and waxes.

5 Injectable depot forms are made by forming microencapsulated matrices of the drug in biodegradable polymers such as polylactide-polyglycolide. Depending upon the ratio of drug to polymer and the nature of the particular polymer employed, the rate of drug release can be controlled. Examples of other biodegradable polymers include poly(orthoesters) and poly(anhydrides) Depot injectable formulations are also prepared by entrapping the drug in
10 liposomes or microemulsions which are compatible with body tissues.

The injectable formulations can be sterilized, for example, by filtration through a bacterial-retaining filter or by incorporating sterilizing agents in the form of sterile solid compositions which can be dissolved or dispersed in sterile water or other sterile injectable medium just prior to use.

15 Injectable preparations, for example, sterile injectable aqueous or oleaginous suspensions may be formulated according to the known art using suitable dispersing or wetting agents and suspending agents. The sterile injectable preparation may also be a sterile injectable solution, suspension or emulsion in a nontoxic, parenterally acceptable diluent or solvent such as a solution in 1,3-butanediol. Among the acceptable vehicles and solvents that
20 may be employed are water, Ringer's solution, U.S.P. and isotonic sodium chloride solution. In addition, sterile, fixed oils are conventionally employed as a solvent or suspending medium. For this purpose any bland fixed oil can be employed including synthetic mono- or diglycerides. In addition, fatty acids such as oleic acid are used in the preparation of injectables.

25 Solid dosage forms for oral administration include capsules, tablets, pills, powders, and granules. In such solid dosage forms, the active compound is mixed with at least one inert, pharmaceutically acceptable excipient or carrier such as sodium citrate or dicalcium phosphate and/or a) fillers or extenders such as starches, lactose, sucrose, glucose, mannitol, and silicic acid; b) binders such as carboxymethylcellulose, alginates, gelatin,

polyvinylpyrrolidinone, sucrose, and acacia; c) humectants such as glycerol; d) disintegrating agents such as agar-agar, calcium carbonate, potato or tapioca starch, alginic acid, certain silicates, and sodium carbonate; e) solution retarding agents such as paraffin; f) absorption accelerators such as quaternary ammonium compounds; g) wetting agents such as cetyl
5 alcohol and glycerol monostearate; h) absorbents such as kaolin and bentonite clay; and i) lubricants such as talc, calcium stearate, magnesium stearate, solid polyethylene glycols, sodium lauryl sulfate, and mixtures thereof. In the case of capsules, tablets and pills, the dosage form may also comprise buffering agents.

10 Solid compositions of a similar type may also be employed as fillers in soft and hard-filled gelatin capsules using such excipients as lactose or milk sugar as well as high molecular weight polyethylene glycols and the like.

The solid dosage forms of tablets, dragees, capsules, pills, and granules can be prepared with coatings and shells such as enteric coatings and other coatings well known in the pharmaceutical formulating art. They may optionally contain opacifying agents and can
15 also be of a composition that they release the active ingredient(s) only, or preferentially, in a certain part of the intestinal tract in a delayed manner. Examples of embedding compositions which can be used include polymeric substances and waxes.

Compositions for rectal or vaginal administration are preferably suppositories which can be prepared by mixing the compounds of this invention with suitable non-irritating
20 excipients or carriers such as cocoa butter, polyethylene glycol or a suppository wax which are solid at ambient temperature but liquid at body temperature and therefore melt in the rectum or vaginal cavity and release the active compound.

Liquid dosage forms for oral administration include pharmaceutically acceptable emulsions, microemulsions, solutions, suspensions, syrups and elixirs. In addition to the
25 active compounds, the liquid dosage forms may contain inert diluents commonly used in the art such as, for example, water or other solvents, solubilizing agents and emulsifiers such as ethyl alcohol, isopropyl alcohol, ethyl carbonate, ethyl acetate, benzyl alcohol, benzyl benzoate, propylene glycol, 1,3-butylene glycol, dimethylformamide, oils (in particular, cottonseed, groundnut, corn, germ, olive, castor, and sesame oils), glycerol,

tetrahydrofurfuryl alcohol, polyethylene glycols and fatty acid esters of sorbitan, and mixtures thereof.

Besides inert diluents, the oral compositions can also include adjuvants such as wetting agents, emulsifying and suspending agents, sweetening, flavoring, and perfuming agents.

Dosage forms for topical or transdermal administration of a compound of this invention include ointments, pastes, creams, lotions, gels, powders, solutions, sprays, inhalants or patches. The active component is admixed under sterile conditions with a pharmaceutically acceptable carrier and any needed preservatives or buffers as may be required. Ophthalmic formulation, ear drops, eye ointments, powders and solutions are also contemplated as being within the scope of this invention.

The ointments, pastes, creams and gels may contain, in addition to an active compound of this invention, excipients such as animal and vegetable fats, oils, waxes, paraffins, starch, tragacanth, cellulose derivatives, polyethylene glycols, silicones, bentonites, silicic acid, talc and zinc oxide, or mixtures thereof.

Powders and sprays can contain, in addition to the compounds of this invention, excipients such as lactose, talc, silicic acid, aluminum hydroxide, calcium silicates and polyamide powder, or mixtures of these substances. Sprays can additionally contain customary propellants such as chlorofluorohydrocarbons.

Compounds of the present invention may also be administered in the form of liposomes. As is known in the art, liposomes are generally derived from phospholipids or other lipid substances. Liposomes are formed by mono- or multi-lamellar hydrated liquid crystals that are dispersed in an aqueous medium. Any non-toxic, physiologically acceptable and metabolizable lipid capable of forming liposomes may be used. The present compositions in liposome form may contain, in addition to the compounds of the present invention, stabilizers, preservatives, excipients, and the like. The preferred lipids are the natural and synthetic phospholipids and phosphatidylcholines (lecithins) used separately or together.

Methods to form liposomes are known in the art. See, for example, Prescott, Ed., Methods in Cell Biology, Volume XIV, Academic Press, New York, N. Y., (1976), p 33 et seq.

5 The compounds of the present invention, including but not limited to those specified in the examples, inhibit interleukin 5 gene expression. As IL-5 inhibitors, the compounds of the present invention may be useful for the treatment and prevention of allergic diseases such as asthma, chronic sinusitis, and chronic rhinitis.

10 When used in the above or other treatments, a therapeutically effective amount of one of the compounds of the present invention can be employed in pure form or, where such forms exist, in pharmaceutically acceptable salt form. Alternatively, the compound can be administered as a pharmaceutical composition containing the compound of interest in combination with one or more pharmaceutically acceptable excipients. The phrase "therapeutically effective amount" of the compound of the present invention means a sufficient amount of the compound to treat disorders, at a reasonable benefit/risk ratio
15 applicable to any medical treatment. It will be understood, however, that the total daily usage of the compounds and compositions of the present invention will be decided by the attending physician within the scope of sound medical judgement. The specific therapeutically effective dose level for any particular patient will depend upon a variety of factors including the disorder being treated and the severity of the disorder; activity of the specific compound employed; the specific composition employed; the age, body weight, general health, sex and
20 diet of the patient; the time of administration, route of administration, and rate of excretion of the specific compound employed; the duration of the treatment; drugs used in combination or coincidental with the specific compound employed; and like factors well known in the medical arts. For example, it is well within the skill of the art to start doses of the compound at levels lower than required to achieve the desired therapeutic effect and to gradually
25 increase the dosage until the desired effect is achieved.

Actual dosage levels of active ingredients in the pharmaceutical compositions of this invention may be varied so as to obtain an amount of the active compound(s) that is effective to achieve the desired therapeutic response for a particular patient, compositions, and mode of

administration. The selected dosage level will depend upon the activity of the particular compound, the route of administration, the severity of the condition being treated, and the condition and prior medical history of the patient being treated. However, it is within the skill of the art to start doses of the compound at levels lower than required for to achieve the
5 desired therapeutic effect and to gradually increase the dosage until the desired effect is achieved.

The total daily dose of the compounds of this invention administered to a human or lower animal may range from about 0.003 to about 50 mg/kg/day. For purposes of oral administration, more preferable doses can be in the range of from about 0.01 to about 5
10 mg/kg/day. If desired, the effective daily dose can be divided into multiple doses for purposes of administration, e.g. two to four separate doses per day.

Abbreviations

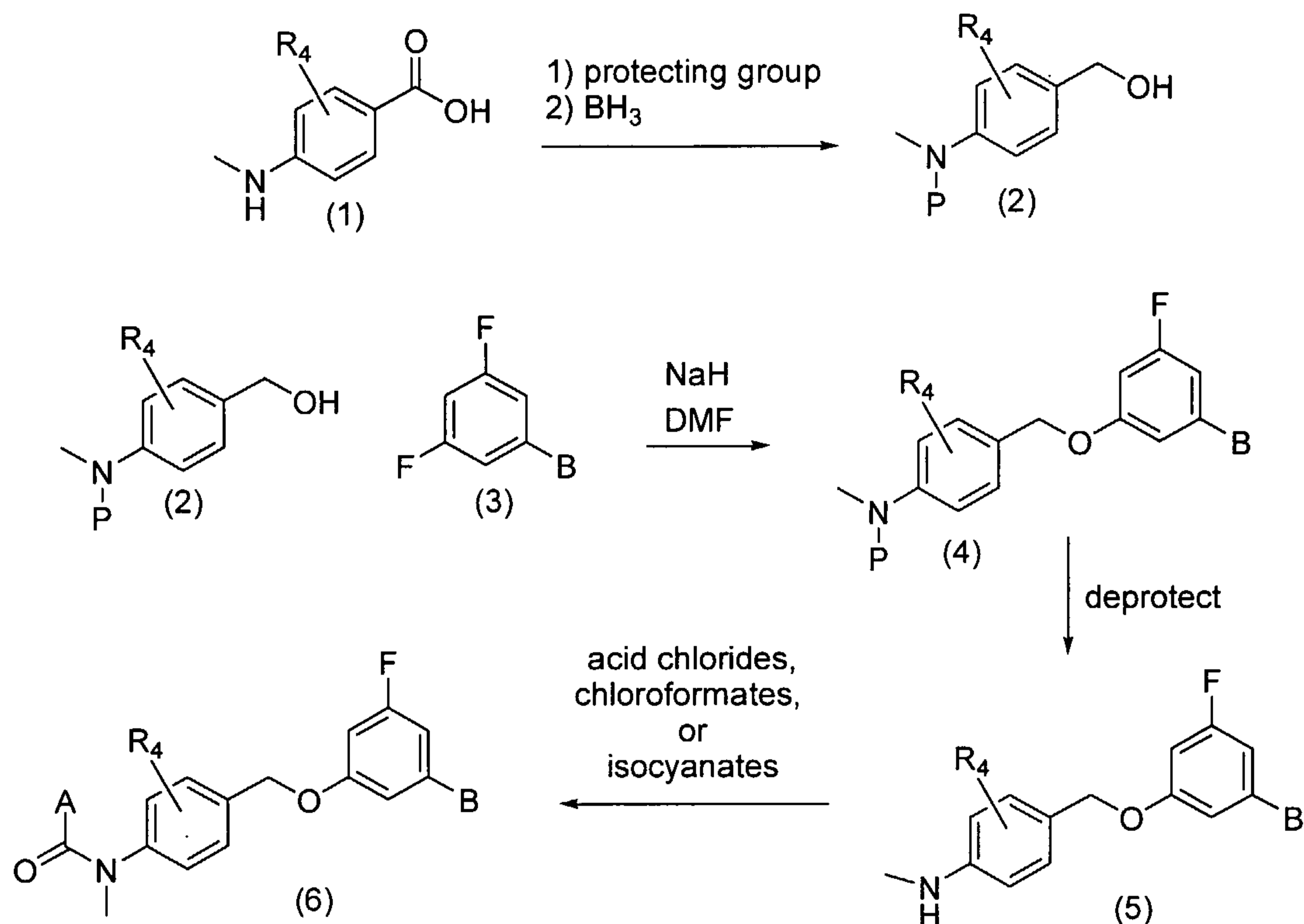
The following abbreviations are used: Ac for acetyl, BINAP for 2,2'-
15 bis(diphenylphosphino)-1,1'-binaphthyl, Bn for benzyl, Boc for tert-butoxycarbonyl, (Boc)₂O for di-tert-butyl dicarbonate, n-BuLi for n-butyllithium, dba for dibenzylideneacetone, DBAD for di-tert-butyl azodicarboxylate, DEAD for diethyl azodicarboxylate, DIAD for diisopropyl azodicarboxylate, DDQ for 2,3-dichloro-5,6-dicyano-1,4-benzoquinone, DMF for dimethylformamide, DMSO for dimethylsulfoxide, dppf for 1,1'-
20 bis(diphenylphosphino)ferrocene, EtOH for ethanol, eq for equivalent, Me for methyl, MeOH for methanol, EtOAc for ethyl acetate, TEA for triethylamine, Tf₂O for trifluoromethanesulfonic anhydride, and THF for tetrahydrofuran.

Preparation of Compounds of the Present Invention

25 The compounds and processes of the present invention will be better understood in connection with the following synthetic schemes and methods which illustrate a means by which the compounds of the invention can be prepared.

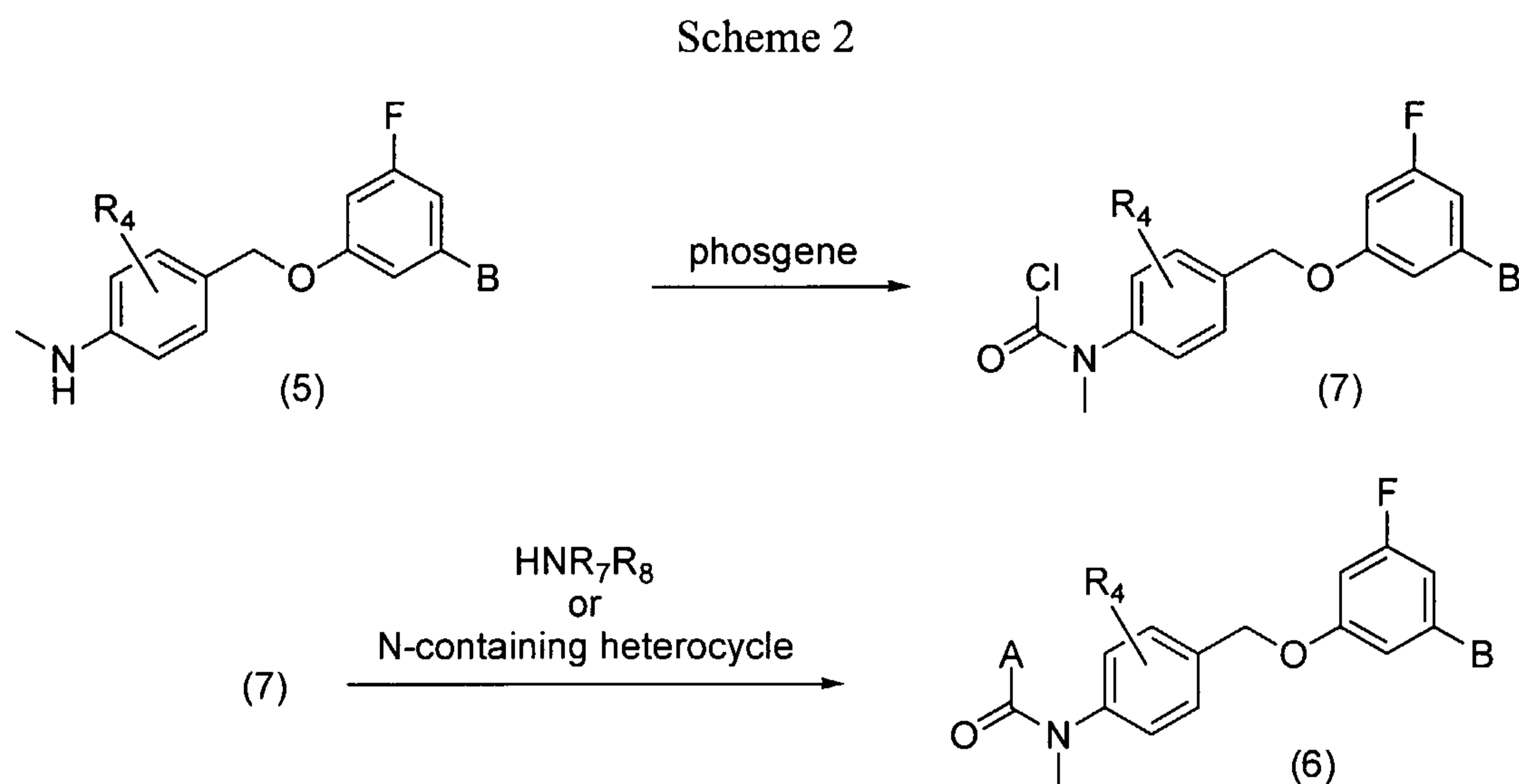
The compounds of this invention can be prepared by a variety of synthetic routes. Representative procedures are shown in Schemes 1-12.

Scheme 1



Compounds of general formula (6), wherein B is an optionally substituted cyclohexyl group or an optionally substituted heterocycle and A and R_4 are as defined in formula I, can be prepared as described in Scheme 1. Benzoic acids of general formula (1), purchased or prepared using standard chemistry known to those of ordinary skill in the art, can be protected with a nitrogen protecting group, such as tert-butoxycarbonyl, by treating (1) with di-tert-butyl dicarbonate in 0.5M NaOH solution to provide N-protected benzoic acids. The N-protected benzoic acids can then be treated with a reducing agent, such as borane tetrahydrofuran complex or borane diethyl ether complex, to provide benzylic alcohols of general formula (2), wherein P is a nitrogen protecting group. Benzylic alcohols of general formula (2) can be treated with benzene compounds of general formula (3), prepared as described in Scheme 4, and sodium hydride to provide ethers of general formula (4). Ethers of general formula (4) can be deprotected by standard chemistry known to those of ordinary skill in the art to provide anilines of general formula (5). Anilines of general formula (5) can be treated with acid chlorides, chloroformates, or isocyanates under standard conditions

known to those of ordinary skill in the art to provide amides, carbamates, or ureas of general formula (6).



5

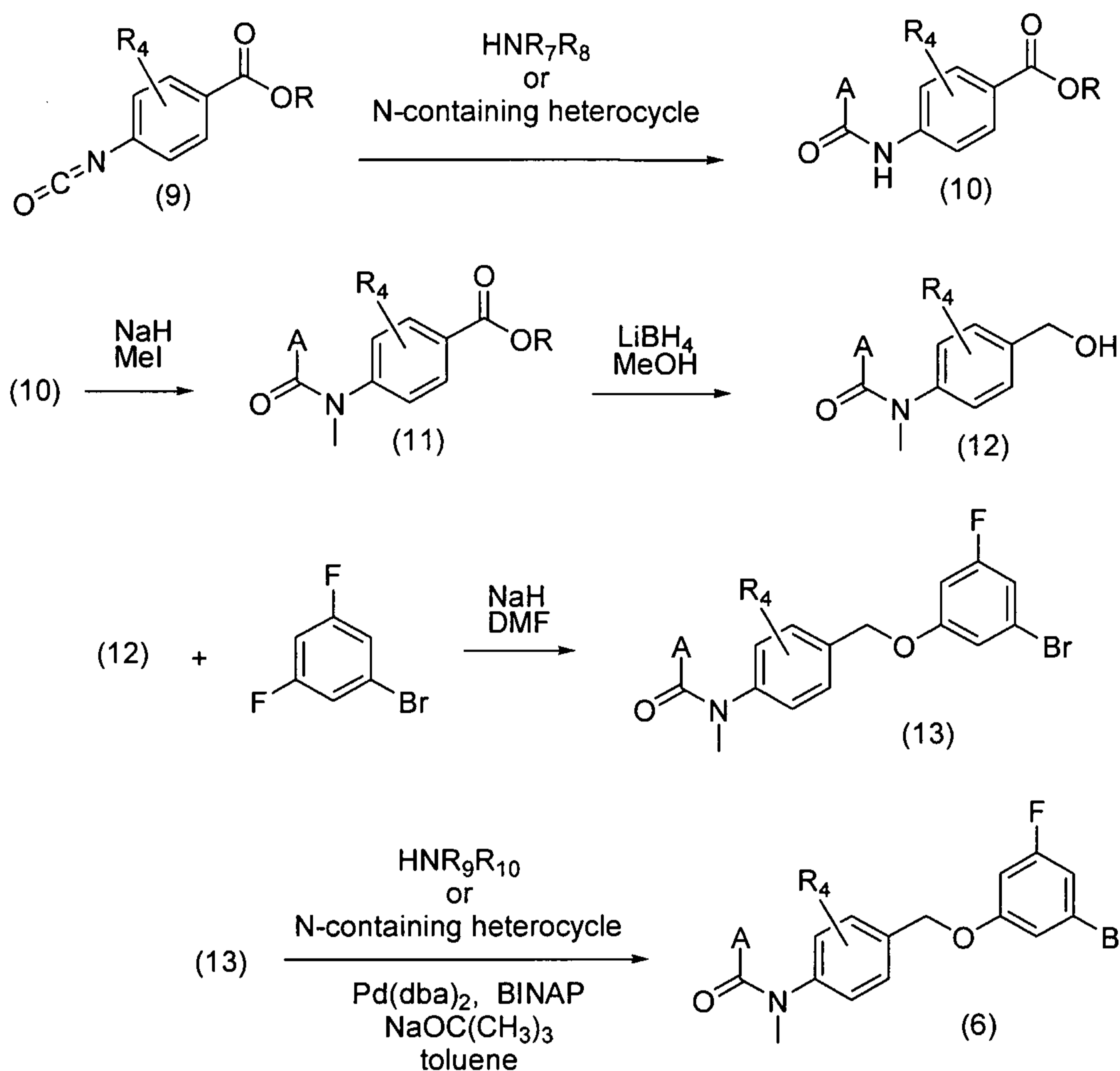
Compounds of general formula (6), wherein A is selected from NR_7R_8 or nitrogen containing heterocycles such as azetidine, azocane, azepane, morpholine, piperidine, piperazine, pyrrole, pyrroline, pyrrolidine, thiazolidine, tetrahydropiperidine, and thiomorpholine, B is selected from cyclohexyl or heterocycle, and R_4 , R_7 , and R_8 are as defined in formula I, can be prepared as described in Scheme 2. Anilines of general formula (5), from Scheme 1, can be treated with phosgene in toluene at 0 °C to provide carbamoyl chlorides of general formula (7). Carbamoyl chlorides of general formula (7) can be treated with amines or nitrogen containing heterocycles to provide compounds of general formula (6) wherein A is an amine or nitrogen containing heterocycle and B is cyclohexyl or a heterocycle.

10

15

53

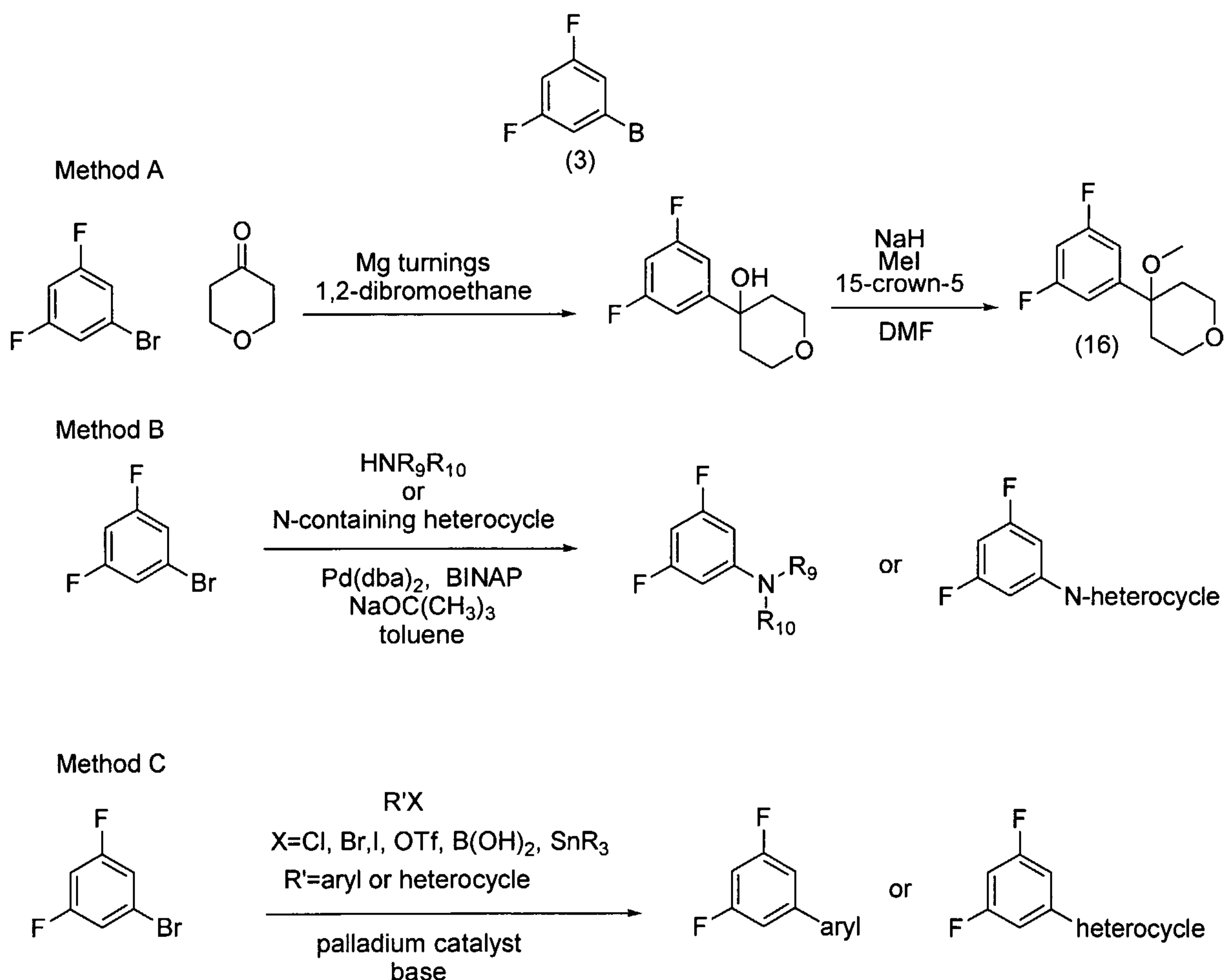
Scheme 3



Compounds of general formula (6), wherein A is selected from NR_7R_8 and nitrogen containing heterocycles such as azetidine, azocane, azepane, morpholine, piperdine, piperazine, pyrrole, pyrroline, pyrrolidine, thiazolidine, tetrahydropiperdine, and thiomorphoine, B is selected from NR_9R_{10} and nitrogen containing heterocycles such as azetidine, azocane, azepane, morpholine, piperdine, piperazine, pyrrole, pyrroline, pyrrolidine, thiazolidine, tetrahydropiperdine, and thiomorphoine, and R_4 , R_7 , R_8 , R_9 , and R_{10} are as defined in formula I, can be prepared as described in Scheme 3. Isocyanates of general formula (9) can be treated with amines or nitrogen containing heterocycles to provide compounds of general formula (10) wherein R is alkyl. Compounds of general formula (10) can be treated with sodium hydride and iodomethane in DMF to provide compounds of general formula (11). Compounds of general formula (11) can be treated with reducing

agents, such as lithium borohydride and methanol in THF, to provide alcohols of general formula (12). Alcohols of general formula (12) can be treated with 1-bromo-3,5-difluorobenzene to provide ethers of general formula (13). Ethers of general formula (13) can be treated with a palladium catalyst such as Pd(dba)₂, BINAP, and sodium tert-butoxide in toluene in the presence of an amine or nitrogen containing heterocycle to provide compounds of general formula (6) wherein A is an amine or nitrogen containing heterocycle and B is an amine or nitrogen containing heterocycle.

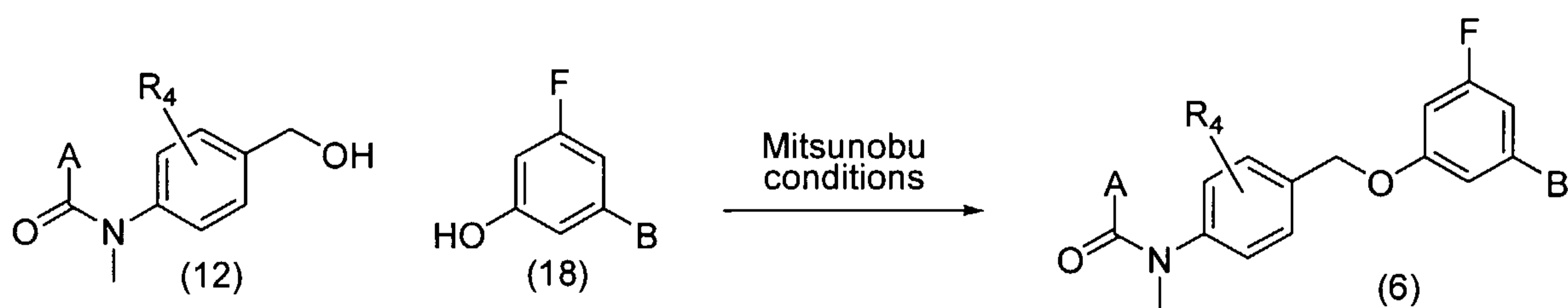
Scheme 4



Compounds of general formula (3), wherein B is as defined in formula I, can be prepared as described in Scheme 4. Method A is exemplified by describing the synthesis of

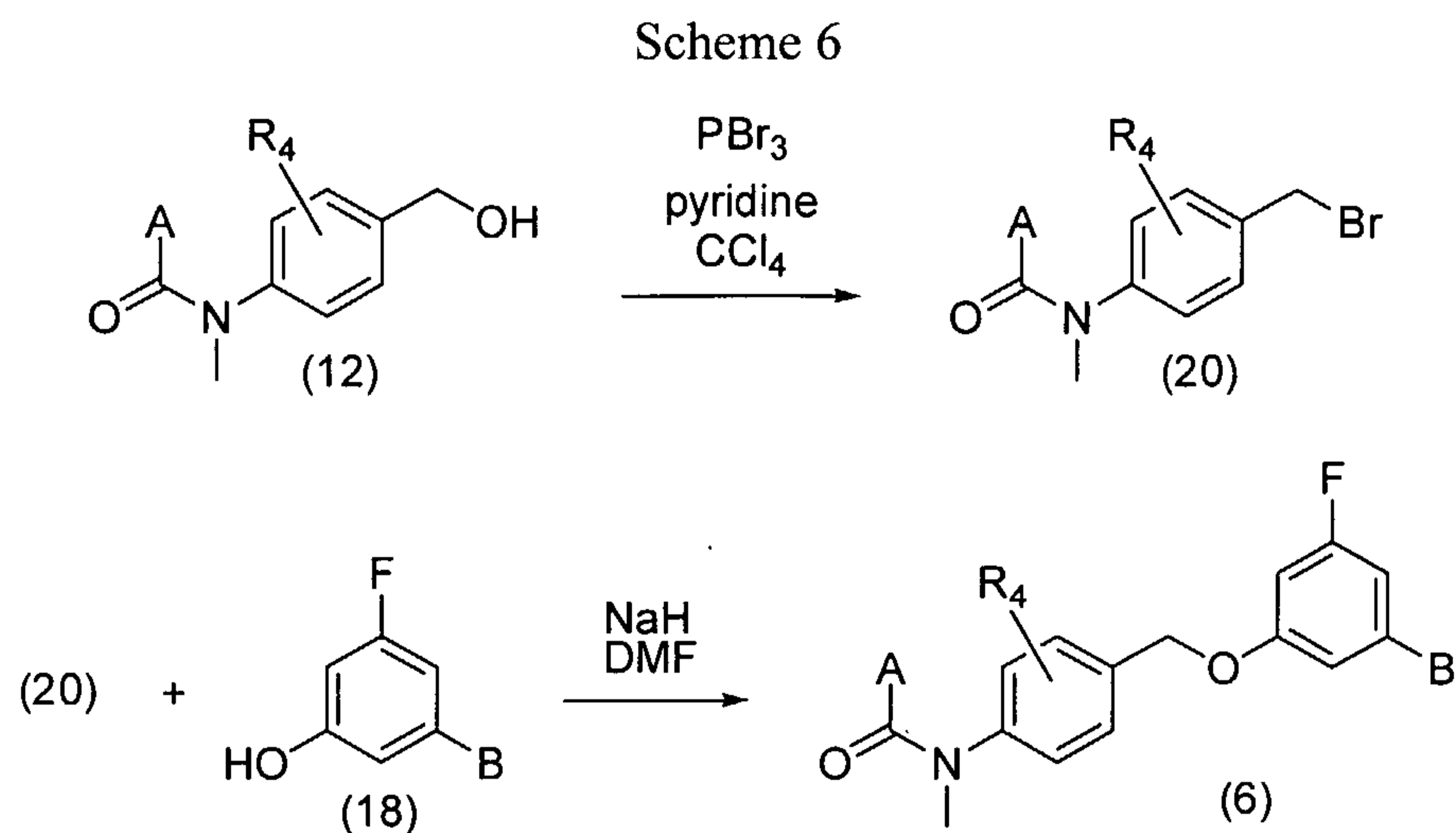
4-(3,5-difluorophenyl)-4-methoxytetrahydro-2H-pyran, (16). Cyclohexanones or heterocycles containing an oxo moiety, such as tetrahydro-4H-pyran-4-one, can be treated with the Grignard reagent prepared from 1-bromo-3,5-difluorobenzene, magnesium turnings, a catalytic amount of 1,2-dibromoethane, and an optional catalytic amount of iodine to provide alcohols such as 4-(3,5-difluorophenyl)tetrahydro-2H-pyran-4-ol. The alcohols can be treated with sodium hydride, iodomethane, and a catalytic amount of 15-crown-5 to provide 1-substituted-3,5-difluorobenzenes of general formula (3) such as 4-(3,5-difluorophenyl)-4-methoxytetrahydro-2H-pyran, (16). Method B demonstrates the replacement of bromine with amines and N-containing heterocycles using conditions as described in Scheme 3 or conditions described in (Wagaw, S. and Buchwald, S., J. Org. Chem. 61 (1996) 7240-7241; Harris, M.C. et al., J. Org. Chem. 64 (1999) 6019-6022). Method C demonstrates the replacement of bromine with aryl groups or heterocycles using well known Heck, Suzuki, or Stille chemistry as described in (Sharp, M.J. and Snieckus, V., Tet. Lett. 26 (1985) 5997; Syn. Commun., 11 (1981) 513; J. Org. Chem., 49 (1984) 5237; Tet. Lett., 28 (1987) 5093; Tet. Lett., 28 (1987) 5097; Bailey, T.R., Tet. Lett., 27 (1986) 4407; and Tet. Lett. 28 (1987) 2645).

Scheme 5



An alternate method of preparing compounds of general formula (6), wherein A is selected from NR₇R₈ and nitrogen containing heterocycles such as azetidine, azocane, azepane, morpholine, piperdine, piperazine, pyrrole, pyrroline, pyrrolidine, thiazolidine, tetrahydropiperdine, and thiomorphoine, and R₄, R₇, R₈, and B are as defined in formula I, is described in Scheme 5. Alcohols of general formula (12), from Scheme 3, can be treated with phenols of general formula (18), from Scheme 7, azo compounds such as DEAD, DBAD, and DIAD, and PPh₃ in a solvent such as THF to provide compounds of general formula (6).

56

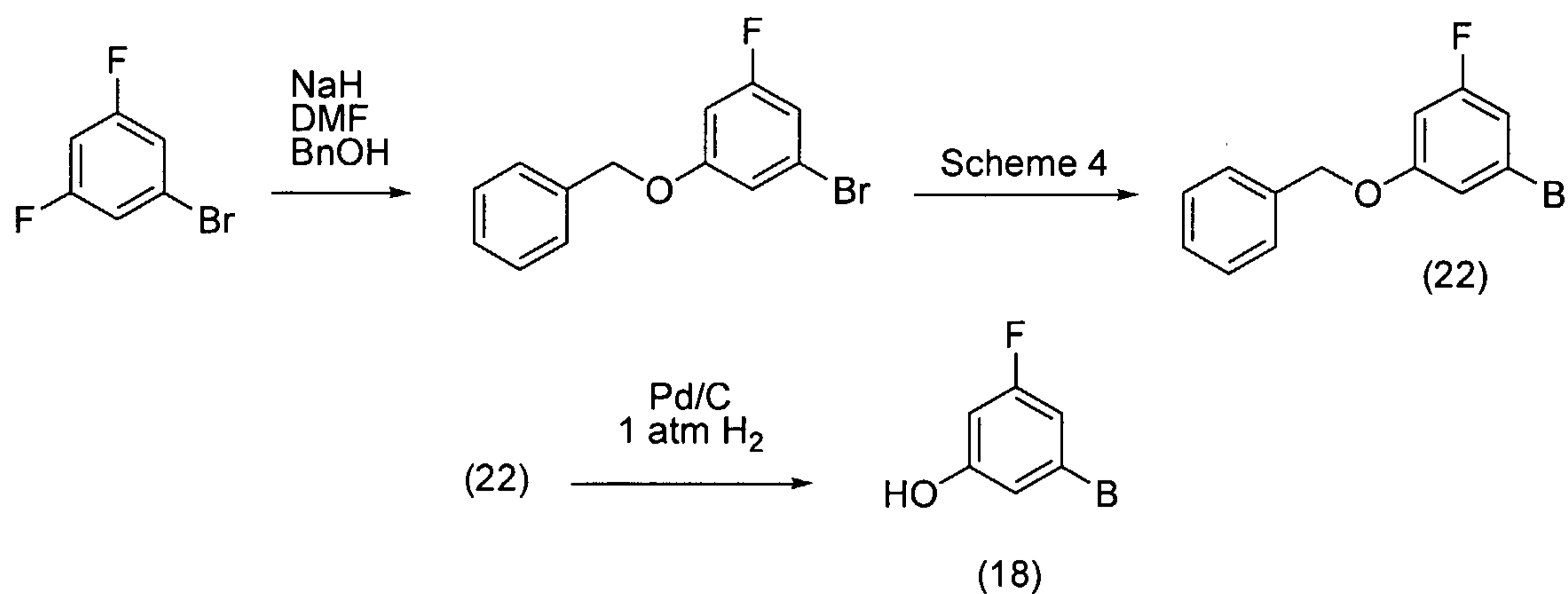


An alternate method of preparing compounds of general formula (6), wherein A is
 5 selected from NR₇R₈ and nitrogen containing heterocycles such as azetidine, azocane,
 azepane, morpholine, piperdine, piperazine, pyrrole, pyrroline, pyrrolidine, thiazolidine,
 tetrahydropiperdine, and thiomorpholine, and R₄, R₇, R₈, and B are as defined in formula I, is
 described in Scheme 6. Alcohols of general formula (12), from Scheme 3, can be treated with
 phosphorous tribromide and pyridine in carbon tetrachloride to provide bromomethyl
 10 compounds of general formula (20). Analogous chloromethyl compounds can also be
 prepared by treating alcohols of general formula (12) with phosphorous trichloride.
 Bromomethyl compounds of general formula (20) or the analogous chloromethyl compounds
 can be treated with phenols of general formula (18), from Scheme 7, and sodium hydride in
 DMF to provide compounds of general formula (6).

15

57

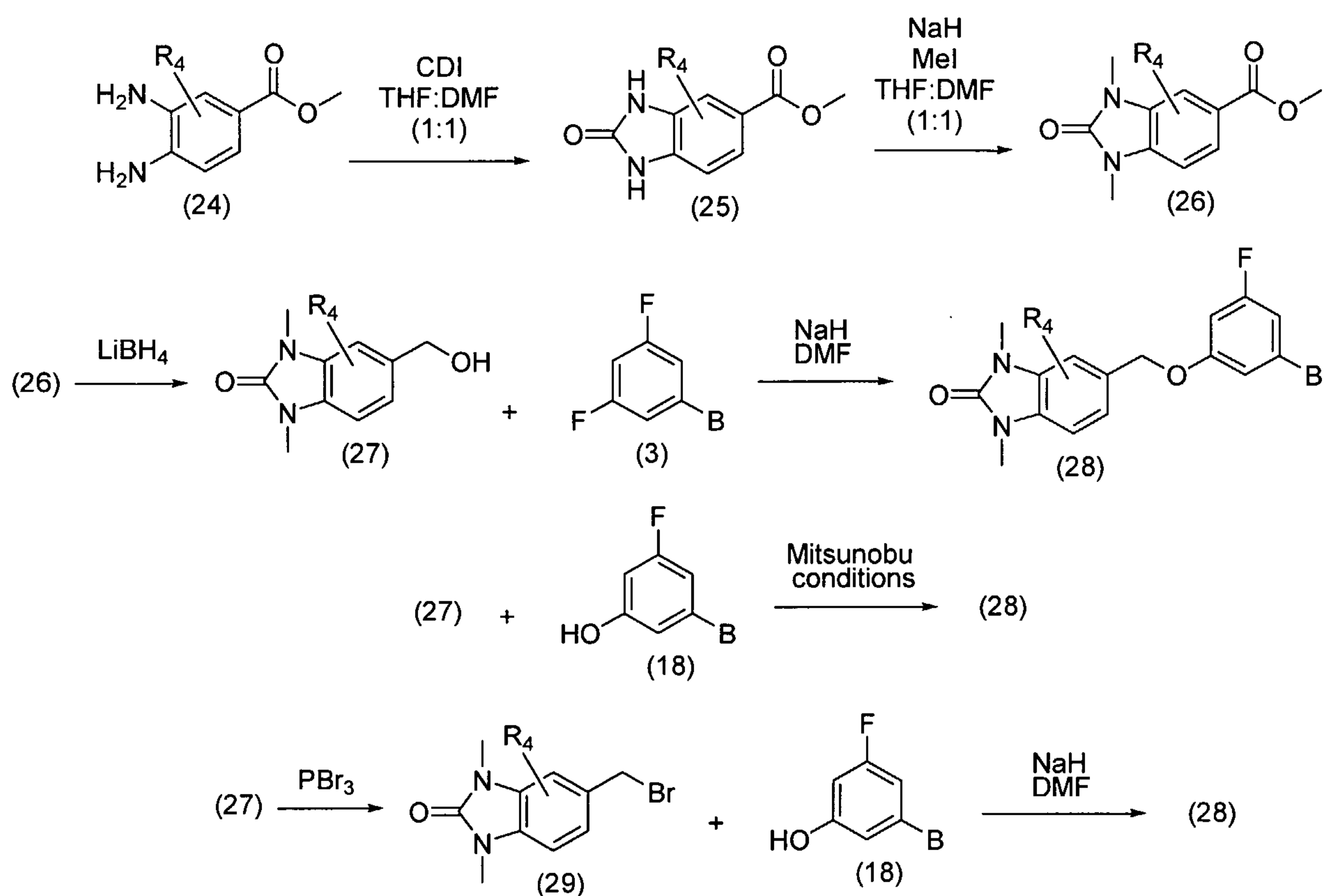
Scheme 7



Phenols of general formula (18), wherein B is as defined in formula I, can be prepared as described in Scheme 7. 1-Bromo-3,5-difluorobenzene can be treated with benzyl alcohol and sodium hydride in DMF to provide 1-(benzyloxy)-3-bromo-5-fluorobenzene. 1-(Benzyloxy)-3-bromo-5-fluorobenzene can be processed as described in Scheme 4 to provide compounds of general formula (22). Compounds of general formula (22) can be treated with a palladium catalyst such as 10% palladium on carbon under 1 atmosphere of hydrogen gas to provide phenols of general formula (18).

58

Scheme 8

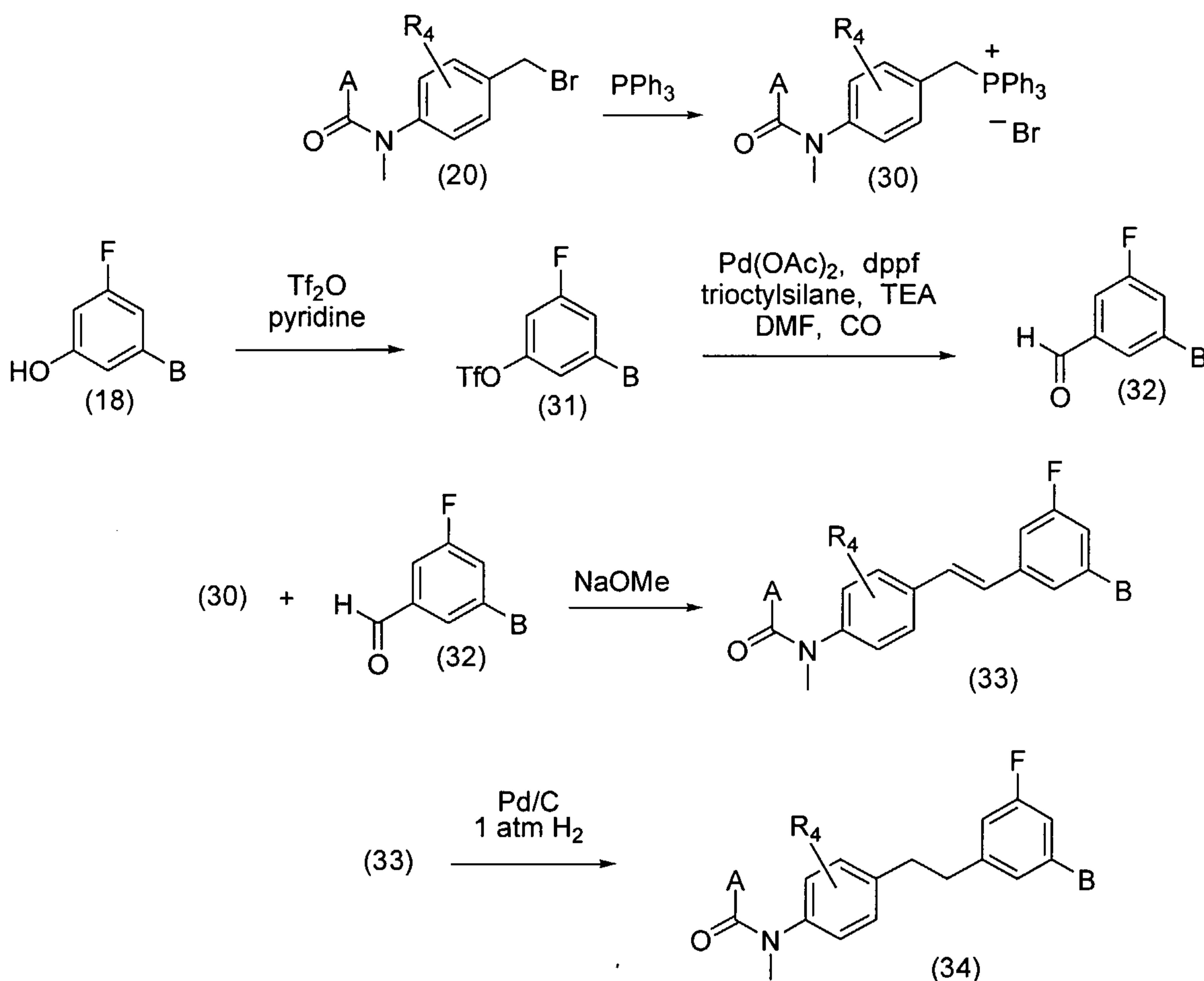


Compounds of general formula (28), wherein R₄ and B are as defined in formula I, can be prepared as described in Scheme 8. Methyl 3,4-diaminobenzoates of general formula (24), purchased or prepared using standard chemistry known to those in the art, can be treated with 1,1'-carbonyldiimidazole to provide benzimidazoles of general formula (25). Benzimidazoles of general formula (25) can be dimethylated with sodium hydride and iodomethane, (26), and then treated with reducing agents such as lithium borohydride and MeOH in a solvent such as THF to provide alcohols of general formula (27). Alcohols of general formula (27) can be processed with benzenes of general formula (3), from Scheme 4, as described in Scheme 1 to provide compounds of general formula (28). Alternatively, alcohols of general formula (27) can be processed with phenols of general formula (18), from Scheme 7, using methodology described in Scheme 5 to provide compounds of general formula (28). Additionally, alcohols of general formula (27) can be processed as described in Scheme 6 to provide bromides or chlorides of general formula (29). Bromomethyl

compounds of general formula (29) or the analogous chloromethyl can be processed with phenols of general formula (18), from Scheme 7, using methodology described in Scheme 6 to provide compounds of general formula (28).

5

Scheme 9



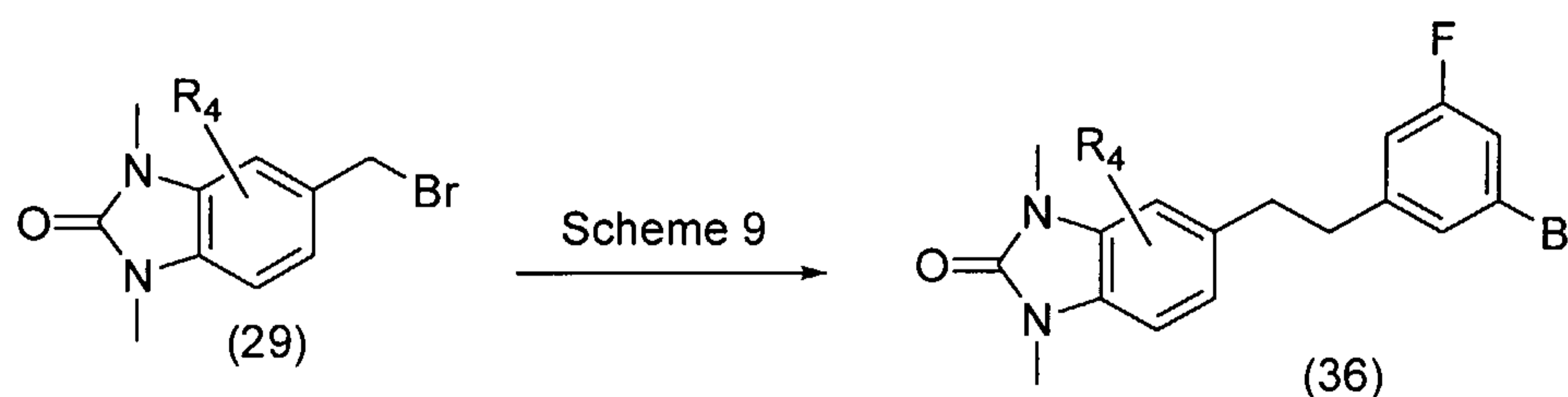
10

Compounds of general formula (34), wherein A, B, and R_4 are as defined in formula I, can be prepared as described in Scheme 9. Bromides of general formula (20), from Scheme 6, or the analogous chlorides can be treated with triphenylphosphine in xylenes with heat to provide phosphonium salts of general formula (30). Phenols of general formula (18), from Scheme 7, can be treated with triflic anhydride in pyridine to provide triflates of general formula (31). Triflates of general formula (31) can be treated with a palladium catalyst such as palladium(II) acetate, dppf , trioctylsilane, a base such as triethylamine under an atmosphere of carbon monoxide to provide benzaldehydes of general formula (32).

Phosphonium salts of general formula (30) can be treated with sodium methoxide and benzaldehydes of general formula (32) to provide alkenes of general formula (33). Alkenes of general formula (33) can be treated with a palladium catalyst such as 10% palladium on carbon under 1 atmosphere of hydrogen gas to provide compounds of general formula (34).

5

Scheme 10

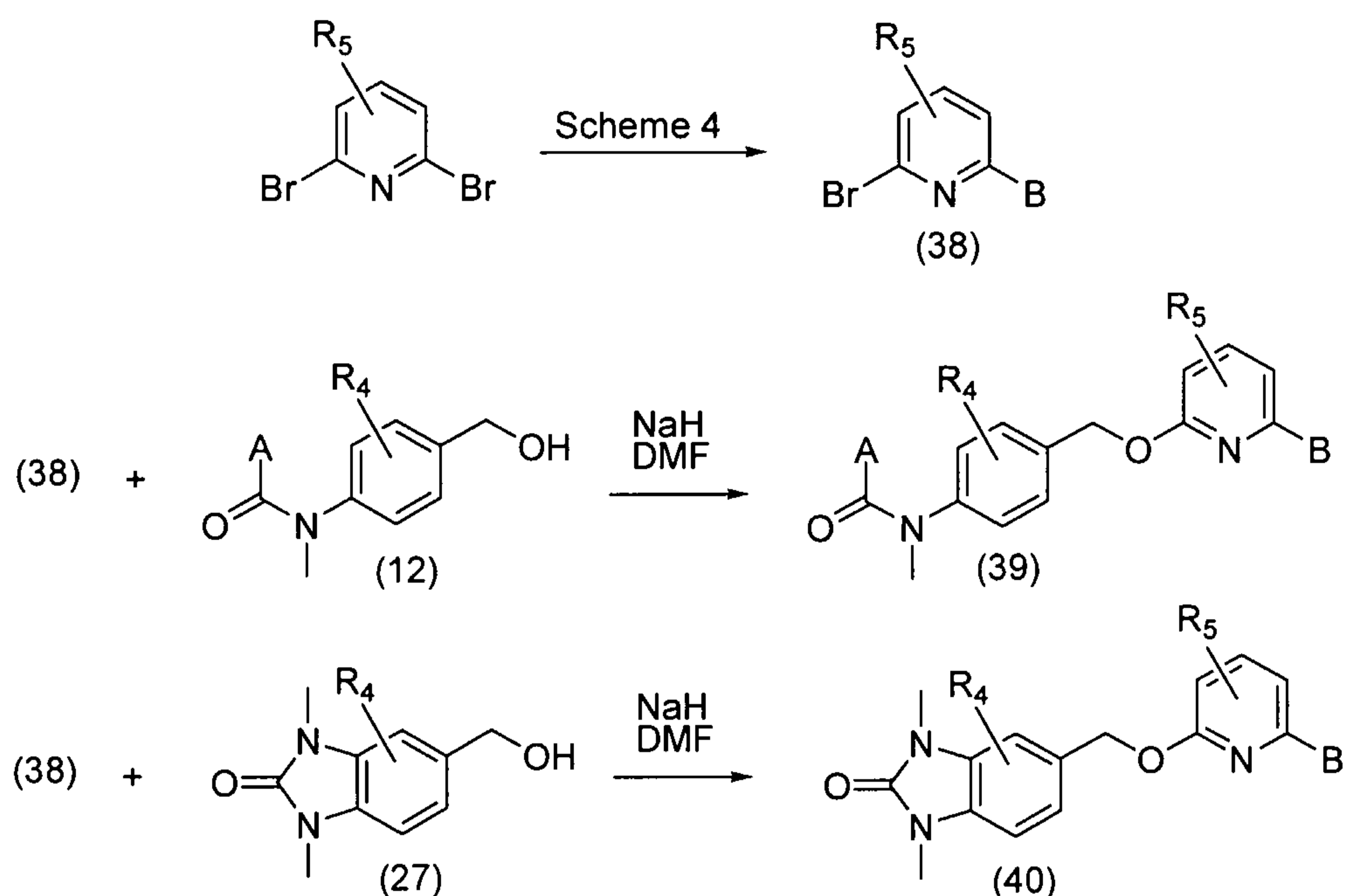


Compounds of general formula (36), wherein B and R₄ are as defined in formula I, can be prepared as described in Scheme 10. Bromomethyl compounds of general formula (29), from Scheme 8, or the analogous chloromethyl compounds can be processed as described in Scheme 9 to provide compounds of general formula (36).

10

61

Scheme 11

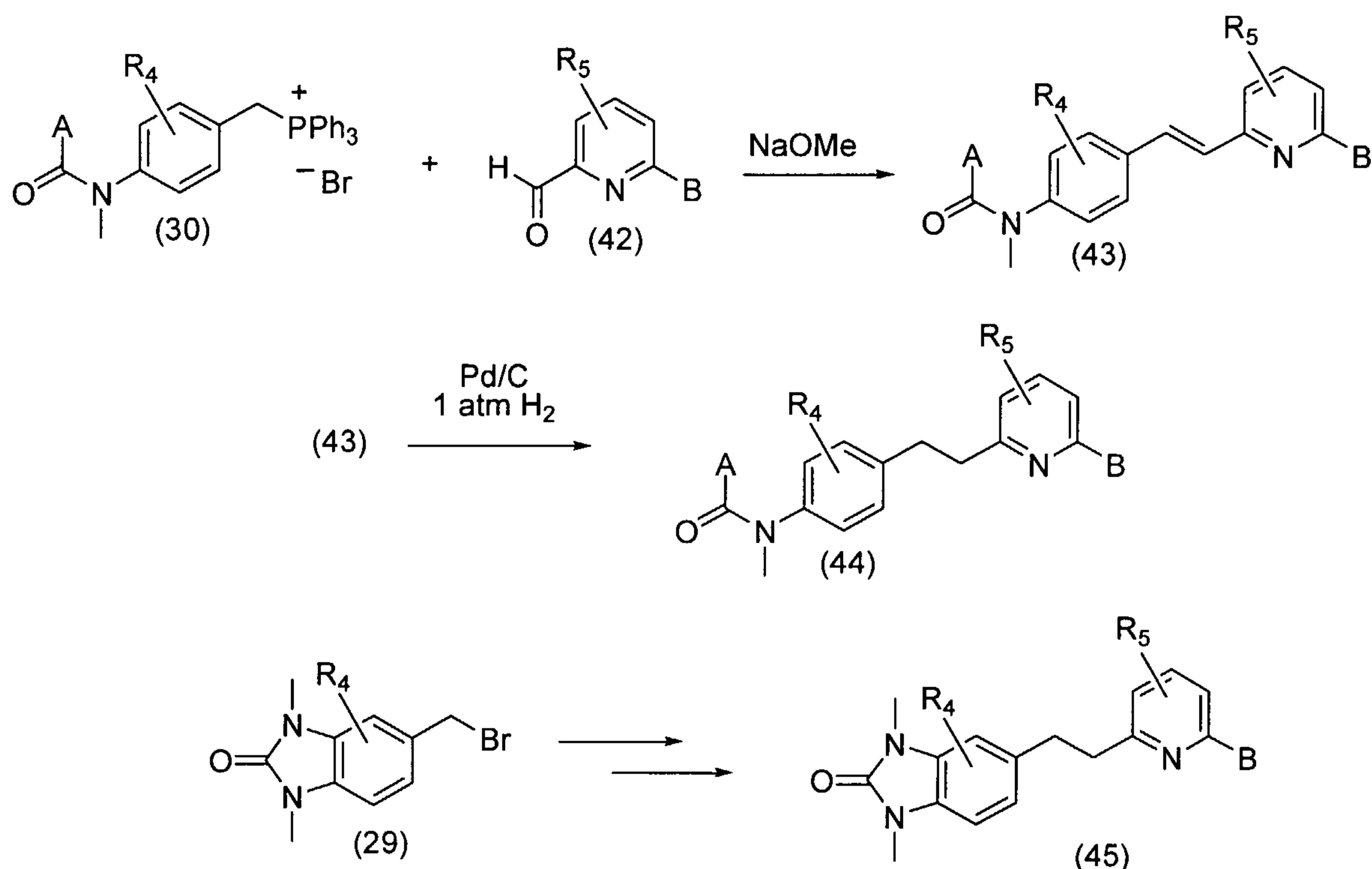


Compounds of general formula (39) and general formula (40), wherein A, B, R₄, and R₅ are as defined in formula I, can be prepared as described in Scheme 11. 2,6-

- 5 Dibromopyridines or the analogous 2,6-dichloropyridines can be processed using the methods described in Scheme 4 to provide pyridines of general formula (38). Pyridines of general formula (38) can be treated with alcohols of general formula (12), from Scheme 3, and sodium hydride in DMF to provide compounds of general formula (39). Pyridines of general formula (38) can also be treated with alcohols of general formula (27), from Scheme 8, and
- 10 sodium hydride in DMF to provide compounds of general formula (40).

62

Scheme 12



Compounds of general formula (44), wherein A, B, R₄, and R₅ are as defined in formula I, can be prepared as described in Scheme 12. Phosphonium salts of general formula (30), from Scheme 9, can be processed with 6-substituted-2-formylpyridines of general formula (42) as described in Scheme 9 to provide alkenes of general formula (43). Alkenes of general formula (43), can be reduced as described in Scheme 9 to provide compounds of general formula (44).

Compounds of general formula (45), wherein B, R₄, and R₅ are as defined in formula I, can also be prepared as described in Scheme 12. Bromomethyl compounds of general formula (29), from Scheme 8, or the analogous chloromethyl compounds can be processed as described in Scheme 9 and Scheme 12 to provide compounds of general formula (45).

The compounds and methods of the present invention will be better understood by reference to the following examples, which are intended as an illustration of and not a limitation upon the scope of the invention.

63

Example 1

ethyl 4-[3-({4-[[[(diethylamino)carbonyl](methyl)amino]benzyl}oxy)-5-fluorophenyl]-1-piperazinecarboxylate

5

Example 1A

ethyl 4-isocyanatobenzoate

The title compound was purchased from Acros Organics.

Example 1B

10

ethyl 4-{{[(diethylamino)carbonyl]amino}benzoate

The product from Example 1A and diethylamine were processed as described in Example 15A to provide the title compound.

Example 1C

15

ethyl 4-[[[(diethylamino)carbonyl](methyl)amino]benzoate

The product from Example 1B was processed as described in Example 133B to provide the title compound.

Example 1D

20

N,N-diethyl-N'-[4-(hydroxymethyl)phenyl]-N'-methylurea

The product from Example 1C (3.5g, 13.26 mmol) in 100 mL of THF and 2 mL of MeOH was treated with lithium borohydride (1.5g, 68.8 mmol) and the reaction mixture was stirred overnight. After cooling on ice, the mixture was slowly quenched with saturated aqueous NH₄Cl and extracted with ethyl acetate. The combined organic layers were washed
25 with 1N HCl, brine, dried over MgSO₄, filtered, and concentrated in vacuo to provide 2.8 grams (89%) of the title compound as a solid. ¹H NMR (300 MHz, DMSO-d₆) δ 0.82 (t, 6, J= 6), 3.0 (s, 3), 3.05 (q, 4, J= 7), 4.45 (d, 2, J= 6), 5.18 (t, 1, J= 6), 7.02 (d, 2, J= 7), 7.28 (d, 2, J= 8); MS (APCI+) m/z 237(M+H)⁺.

Example 1EN-{4-[(3-bromo-5-fluorophenoxy)methyl]phenyl}-N',N'-diethyl-N-methylurea

The product from Example 1D and 1-bromo-3,5-difluorobenzene were processed as described in Example 15D to provide the title compound.

5

Example 1Fethyl 4-[3-({4-[[[(diethylamino)carbonyl](methyl)amino]benzyl}oxy)-5-fluorophenyl]-1-piperazinecarboxylate

The product from Example 1E (49 mg, 0.12 mmol) in 2.2 mL of dry degassed toluene was treated with ethyl 1-piperazinecarboxylate (2 equivalents), Pd(dba)₂ (7 mg, 0.01 mmol), BINAP (23 mg, 0.037 mmol), and sodium tert-butoxide (41 mg, 0.43 mmol). The mixture was kept at 80 °C for 15 hours and then allowed to cool to ambient temperature. The reaction mixture was partitioned between ethyl acetate and water. The organic layer was separated, washed with brine, and filtered through a silica gel sep-pak cartridge (Alltech 209150). The resulting solution was concentrated in vacuo to provide crude material. The crude residue was purified by preparative HPLC (Waters Nova-Pak[®] HR C18 6 μm 60 × 25x100 mm, 50-95% MeCN/10 mM NH₄OAc over 10 min at 40 mL/min) to provide 34.7 mg (59%) of the title compound as a light yellow oil. ¹H NMR (500 MHz, CD₃OD) δ 0.93 (t, 6, J=7.1), 1.27 (t, 3, J=7.1), 3.11-3.19 (m, 11), 3.59 (m, 4), 4.15 (q, 2, J=7.1), 5.04 (s, 2), 6.23 (dt, 1, J=10.6, 2.1), 6.31 (dt, 1, J=12.0, 2.1), 6.37 (m, 1), 7.13 (d, 2, J=8.7), 7.44 (d, 2, J=8.7); MS (APCI+) m/z 487 (M+H)⁺.

10
15
20Example 2N-[4-({3-[bis(2-methoxyethyl)amino]-5-fluorophenoxy}methyl)phenyl]-N',N'-diethyl-N-methylurea

25

The product from Example 1E and N,N-bis(2-methoxyethyl)amine were processed as described in Example 1F to provide the title compound as a light yellow oil. ¹H NMR (500 MHz, CD₃OD) δ 0.93 (t, 6, J=7.1), 3.12 (s, 3), 3.14 (q, 4, J=7.1), 3.34 (s, 6), 3.51 (m, 8), 5.03

(s, 2), 6.03 (dt, 1, J=10.6, 2.2), 6.06 (dt, 1, J=12.7, 2.2), 6.11 (m, 1), 7.13 (d, 2, J=8.6), 7.43 (d, 2, J=8.6); MS (APCI+) m/z 462 (M+H)⁺.

Example 3

5 N-(4-{{3-(2,6-dimethyl-4-morpholinyl)-5-fluorophenoxy}methyl}phenyl)-N',N'-diethyl-N-methylurea

The product from Example 1E and 2,6-dimethylmorpholine were processed as described in Example 1F to provide a cis:trans (4:1) mixture of the title compound as a light yellow oil. Cis isomer: ¹H NMR (500 MHz, CD₃OD) δ 0.93 (t, 6, J=7.1), 1.21 (d, 6, J=6.2),
10 2.31 (dd, 2, J=12.2, 10.5), 3.12 (s, 3), 3.14 (q, 4, J=7.1), 3.49 (m, 2), 3.73 (m, 2), 5.04 (s, 2), 6.20 (dt, 1, J=10.4, 2.2), 6.28 (dt, 1, J=12.0, 2.2), 6.34 (m, 1), 7.13 (d, 2, J=8.5), 7.44 (d, 2, J=8.5). Trans isomer: ¹H NMR (500 MHz, CD₃OD) δ 0.93 (t, 6, J=7.1), 1.26 (d, 6, J=6.5), 2.88 (dd, 2, J=12.0, 6.5), 3.12 (s, 3), 3.14 (q, 4, J=7.1), 3.20 (dd, 2, J=12.0, 3.3), 4.11 (m, 2), 5.04 (s, 2), 6.19 (dt, 1, J=10.4, 2.2), 6.25 (dt, 1, J=12.1, 2.2), 6.30 (m, 1), 7.13 (d, 2, J=8.5),
15 7.44 (d, 2, J=8.5); MS (APCI+) m/z 444 (M+H)⁺.

Example 4

N,N-diethyl-N'-(4-{{3-fluoro-5-(4-thiomorpholinyl)phenoxy}methyl}phenyl)-N'-methylurea

The product from Example 1E and thiomorpholine were processed as described in
20 Example 1 to provide the title compound as a light yellow oil. ¹H NMR (500 MHz, CD₃OD) δ 0.93 (t, 6, J=7.1), 2.65 (m, 4), 3.12 (s, 3), 3.14 (q, 4, J=7.1), 3.56 (m, 4), 5.04 (s, 2), 6.18 (dt, 1, J=10.5, 2.1), 6.25 (dt, 1, J=12.2, 2.1), 6.30 (m, 1), 7.13 (d, 2, J=8.3), 7.44 (d, 2, J=8.3); MS (APCI+) m/z 432 (M+H)⁺.

25

Example 5

N,N-diethyl-N'-(4-{{3-fluoro-5-(4-hydroxy-1-piperidinyl)phenoxy}methyl}phenyl)-N'-methylurea

The product from Example 1E and 4-hydroxypiperidine were processed as described in Example 1F to provide the title compound as a yellow oil. ¹H NMR (500 MHz, CD₃OD) δ

0.93 (t, 6, J=7.1), 1.58 (m, 2), 1.92 (m, 2), 2.89 (ddd, 1, J=12.8, 10.3, 2.9), 3.12 (s, 3), 3.14 (q, 4, J=7.1), 3.55 (m, 2), 3.75 (m, 2), 5.03 (s, 2), 6.17 (dt, 1, J=10.6, 2.2), 6.28 (dt, 1, J=12.3, 2.2), 6.34 (m, 1), 7.13 (d, 2, J=8.5), 7.44 (d, 2, J=8.5); MS (APCI+) m/z 430 (M+H)⁺.

5

Example 6

N-(4-{[3-(4-acetyl-1-piperazinyl)-5-fluorophenoxy]methyl}phenyl)-N',N'-diethyl-N-methylurea

The product from Example 1E and 1-acetylpiperazine were processed as described in Example 1F to provide the title compound as a pale yellow oil. ¹H NMR (500 MHz, CD₃OD)

10 δ 0.93 (t, 6, J=7.1), 2.13 (s, 3), 3.12 (s, 3), 3.14 (q, 4, J=7.1), 3.16 (t, 2, J=5.2), 3.22 (t, 2, J=5.2), 3.66 (t, 2, J=5.2), 3.66 (t, 2, J=5.2), 5.04 (s, 2), 6.24 (dt, 1, J=10.5, 2.1), 6.32 (dt, 1, J=12.0, 2.1), 6.37 (m, 1), 7.13 (d, 2, J=8.4), 7.44 (d, 2, J=8.4); MS (APCI+) m/z 457 (M+H)⁺.

Example 7

15 N,N-diethyl-N'-(4-{[3-fluoro-5-(1-piperidinyl)phenoxy]methyl}phenyl)-N'-methylurea

The product from Example 1E and piperidine were processed as described in Example 1F to provide the title compound as a yellow oil. ¹H NMR (500 MHz, CD₃OD) δ 0.93 (t, 6, J=7.1), 1.60 (m, 2), 1.67 (m, 4), 3.12 (s, 3), 3.14 (q, 4, J=7.1), 3.15 (m, 4), 5.03 (s, 2), 6.16 (dt, 1, J=10.5, 2.2), 6.26 (dt, 1, J=12.4, 2.2), 6.32 (m, 1), 7.13 (d, 2, J=8.6), 7.43 (d, 2, J=8.6);

20 MS (APCI+) m/z 414 (M+H)⁺.

Example 8

N-(4-{[3-(cyclopentylamino)-5-fluorophenoxy]methyl}phenyl)-N',N'-diethyl-N-methylurea

The product from Example 1E and cyclopentylamine were processed as described in Example 1F to provide the title compound as a light yellow-green oil. ¹H NMR (500 MHz, CD₃OD) δ 0.93 (t, 6, J=7.1), 1.46 (m, 2), 1.60 (m, 2), 1.72 (m, 2), 1.95 (m, 2), 3.12 (s, 3), 3.14 (q, 4, J=7.1), 3.69 (m, 1), 4.99 (s, 2), 5.95 (m, 2), 6.02 (m, 1), 7.12 (d, 2, J=8.7), 7.42 (d, 2, J=8.7); MS (APCI+) m/z 414 (M+H)⁺.

25

Example 9N-(4-{[3-(cyclohexylamino)-5-fluorophenoxy]methyl}phenyl)-N',N'-diethyl-N-methylurea

The product from Example 1E and cyclohexylamine were processed as described in Example 1F to provide the title compound as a light yellow-green oil. ¹H NMR (500 MHz, CD₃OD) δ 0.93 (t, 6, J=7.1), 1.11-1.45 (m, 6), 1.65 (m, 1), 1.77 (m, 2), 1.97 (m, 2), 3.12 (s, 3), 3.14 (q, 4, J=7.1), 4.99 (s, 2), 5.94 (m, 2), 6.01 (m, 1), 7.12 (d, 2, J=8.6), 7.42 (d, 2, J=8.6); MS (APCI+) m/z 428 (M+H)⁺.

Example 10

10 N,N-diethyl-N'-[4-({3-fluoro-5-[4-(2-hydroxyethyl)-1-piperazinyl]phenoxy}methyl)phenyl]-N'-methylurea

The product from Example 1E and 1-(2-hydroxyethyl)piperazine were processed as described in Example 1F to provide the title compound as a colorless oil. ¹H NMR (500 MHz, CD₃OD) δ 0.93 (t, 6, J=7.1), 3.12 (s, 3), 3.15 (q, 4, J=7.1), 3.21 (br s, 2), 3.31 (m, 8), 15 3.89 (m, 2), 5.05 (s, 2), 6.32 (dt, 1, J=10.6, 2.1), 6.37 (dt, 1, J=11.7, 2.1), 6.42 (m, 1), 7.13 (d, 2, J=8.7), 7.44 (d, 2, J=8.7); MS (APCI+) m/z 459 (M+H)⁺.

Example 11

20 N,N-diethyl-N'-(4-{[3-fluoro-5-(4-methyl-1-piperidinyl)phenoxy]methyl}phenyl)-N'-methylurea

The product from Example 1E and 4-methylpiperidine were processed as described in Example 1F to provide the title compound as a light yellow oil. ¹H NMR (500 MHz, CD₃OD) δ 0.93 (t, 6, J=7.1), 0.97 (d, 3, J=6.6), 1.27 (m, 2), 1.53 (m, 1), 1.72 (m, 2), 2.68 (dt, 2, J=12.4, 2.7), 3.12 (s, 3), 3.14 (q, 4, J=7.1), 3.63 (m, 2), 5.03 (s, 2), 6.16 (dt, 1, J=10.5, 2.2), 25 6.26 (dt, 1, J=12.4, 2.2), 6.33 (m, 1), 7.13 (d, 2, J=8.7), 7.43 (d, 2, J=8.7); MS (APCI+) m/z 428 (M+H)⁺.

68

Example 12N,N-diethyl-N'-[4-({3-[ethyl(2-methoxyethyl)amino]-5-fluorophenoxy}methyl)phenyl]-N'-methylurea

The product from Example 1E and ethyl(2-methoxyethyl)amine were processed as described in Example 1F to provide the title compound as a light yellow oil. ¹H NMR (500 MHz, CD₃OD) δ 0.93 (t, 6, J=7.1), 1.11 (t, 3, J=7.1), 3.12 (s, 3), 3.14 (q, 4, J=7.1), 3.35 (s, 3), 3.37 (q, 2, J=7.1), 3.43 (t, 2, J=5.6), 3.51 (t, 2, J=5.6), 5.03 (s, 2), 6.01 (m, 2), 6.07 (m, 1), 7.13 (d, 2, J=8.4), 7.43 (d, 2, J=8.4); MS (APCI+) m/z 432 (M+H)⁺.

10

Example 13N,N-diethyl-N'-(4-{[3-fluoro-5-(1-pyrrolidinyl)phenoxy]methyl}phenyl)-N'-methylurea

The product from Example 1E and pyrrolidine were processed as described in Example 1F to provide the title compound as a light yellow oil. ¹H NMR (500 MHz, CD₃OD) δ 0.92 (t, 6, J=7.1), 2.00 (m, 4), 3.12 (s, 3), 3.14 (q, 4, J=7.1), 3.22 (m, 4), 5.03 (s, 2), 5.89 (dt, 1, J=12.0, 2.2), 5.95 (m, 1), 5.99 (dt, 1, J=10.9, 2.2), 7.13 (d, 2, J=8.6), 7.43 (d, 2, J=8.6); MS (APCI+) m/z 400 (M+H)⁺.

15

Example 14N,N-diethyl-N'-(4-{[3-fluoro-5-(2-methyl-3-oxo-1-piperazinyl)phenoxy]methyl}phenyl)-N'-methylurea

20

The product from Example 1E and 3-methyl-2-piperazinone were processed as described in Example 1F to provide the title compound as a light yellow oil. ¹H NMR (500 MHz, CD₃OD) δ 0.93 (t, 6, J=7.1), 1.35 (d, 3, J=7.0), 3.12 (s, 3), 3.14 (q, 4, J=7.1), 3.34 (m, 2), 3.45 (m, 1), 3.58 (m, 1), 4.26 (q, 1, J=7.0), 5.05 (s, 2), 6.20 (dt, 1, J=10.6, 2.2), 6.25 (dt, 1, J=12.1, 2.2), 6.28 (m, 1), 7.13 (d, 2, J=8.7), 7.44 (d, 2, J=8.7); MS (APCI+) m/z 443 (M+H)⁺.

25

Example 15ethyl 4-{3-fluoro-5-[(4-{methyl[(2-methyl-1-pyrrolidinyl)carbonyl]amino}benzyl)oxy]phenyl}-1-piperazinecarboxylate

Example 15Aethyl 4-{[(2-methyl-1-pyrrolidinyl)carbonyl]amino}benzoate

The product from Example 1A (3 g, 15.7 mmol) was treated with 1-methylpyrrolidine
5 (1.34 g, 15.7 mmol) in 1mL of THF at 0 °C. After consumption of starting material was
determined via TLC, the mixture was quenched with water and extracted with ethyl acetate.
The combined organic layers were washed with brine, dried over MgSO₄, filtered, and
concentrated to provide 4.1 grams (95%) of the title compound as a white solid.

10

Example 15Bethyl 4-{methyl[(2-methyl-1-pyrrolidinyl)carbonyl]amino}benzoate

The product from Example 15A was processed as described in Example 133B to
provide the title compound.

15

Example 15CN-[4-(hydroxymethyl)phenyl]-N,2-dimethyl-1-pyrrolidinecarboxamide

The product from Example 15B was processed as described in Example 1D to provide
the title compound.

20

Example 15DN-{4-[(3-bromo-5-fluorophenoxy)methyl]phenyl}-N,2-dimethyl-1-pyrrolidinecarboxamide

The product from Example 15C (807 mg, 3.25 mmol) in 10 mL of DMF was treated
with a suspension of NaH (126 mg, 5.25 mmol) in 5 mL of DMF and stirred at ambient
temperature for 45 minutes to provide a yellowish, turbid solution. This solution was treated
25 with 1-bromo-3,5-difluorobenzene (0.450 mL, 3.90 mmol) in 5 mL of DMF and stirred at
ambient temperature for 4 hours. The mixture was quenched with 5% aqueous NH₄Cl and
extracted with ethyl acetate. The organic extracts were washed with 5% aqueous NH₄Cl,
saturated aqueous NaHCO₃, water, brine, dried over anhydrous Na₂SO₄, and concentrated in
vacuo to provide an oily yellow residue which was kept under vacuum at ambient

temperature for 48 hours. The residue was dissolved in ethyl acetate and filtered through a silica gel sep-pak cartridge (Alltech 239310). The solution was concentrated in vacuo to provide 1.26 grams (92%) of the title compound as a light yellow oil. ¹H NMR (400 MHz, CDCl₃) δ 1.24 (d, 3, J=6.2), 1.33 (m, 1), 1.64 (m, 2), 2.00 (m, 1), 2.61 (m, 1), 3.07 (m, 1), 3.24 (s, 3), 3.98 (m, 1), 4.98 (s, 2), 6.63 (dt, 1, J=10.5, 2.2), 6.87 (ddd, 1, J=8.0, 2.2, 1.6), 6.93 (m, 1), 7.13 (d, 2, J=8.4), 7.35 (d, 2, J=8.4); MS (APCI+) m/z 422/424 (M+H)⁺.

Example 15E

ethyl 4-{3-fluoro-5-[(4-{methyl[(2-methyl-1-pyrrolidiny]l)carbonyl]amino}benzyl)oxy]phenyl}-1-piperazinecarboxylate

The product from Example 15D (50 mg, 0.12 mmol), Pd(dba)₂ (7 mg, 0.01 mmol), BINAP (23 mg, 0.037 mmol), ethyl 1-piperazinecarboxylate (2 equivalents), and sodium tert-butoxide (40 mg, 0.42 mmol) were processed as described in Example 1F. The resulting residue was dissolved in ethyl acetate and filtered through a silica gel sep-pak cartridge (Alltech 209150). The filtrate was concentrated in vacuo and the crude residue was purified by preparative HPLC (Waters Nova-Pak[®] HR C18 6 μm 60 × 25x100 mm, 50-95% MeCN/10 mM NH₄OAc over 10 min at 40 mL/min) to provide 42.6 mg (72%) of the title compound as a light yellow oil. ¹H NMR (500 MHz, CD₃OD) δ 1.22 (d, 3, J=6.1), 1.27 (t, 3, J=7.1), 1.36 (m, 1), 1.59 (m, 1), 1.69 (m, 1), 2.00 (m, 1), 2.62 (m, 1), 3.09 (ddd, 1, J=10.5, 7.6, 3.1), 3.15 (m, 4), 3.19 (s, 3), 3.58 (m, 4), 3.88 (m, 1), 4.15 (q, 2, J=7.1), 5.04 (s, 2), 6.24 (dt, 1, J=10.5, 2.2), 6.32 (dt, 1, J=12.0, 2.2), 6.37 (m, 1), 7.16 (d, 2, J=8.4), 7.44 (d, 2, J=8.4); MS (APCI+) m/z 499 (M+H)⁺.

Example 16

N-[4-({3-[bis(2-methoxyethyl)amino]-5-fluorophenoxy}methyl)phenyl]-N,2-dimethyl-1-pyrrolidinecarboxamide

The product from Example 15D and N,N-bis(2-methoxyethyl)amine were processed as described in Example 15E to provide the title compound as a colorless oil. ¹H NMR (500 MHz, CD₃OD) δ 1.22 (d, 3, J=6.1), 1.36 (m, 1), 1.60 (m, 1), 1.69 (m, 1), 2.00 (m, 1), 2.62 (m,

1), 3.09 (ddd, 1, J=10.6, 7.5, 3.1), 3.19 (s, 3), 3.34 (s, 6), 3.51 (m, 8), 3.88 (m, 1), 5.02 (s, 2), 6.05 (m, 2), 6.12 (m, 1), 7.16 (d, 2, J=8.4), 7.43 (d, 2, J=8.4); MS (APCI+) m/z 474 (M+H)⁺.

Example 17

5 N-(4-{[3-(2,6-dimethyl-4-morpholinyl)-5-fluorophenoxy]methyl}phenyl)-N,2-dimethyl-1-pyrrolidinecarboxamide

The product from Example 15D and 2,6-dimethylmorpholine were processed as described in Example 15E to provide a (4:1) cis:trans mixture of the title compound as a light yellow oil. Cis isomer: ¹H NMR (500 MHz, CD₃OD) δ 1.21 (d, 6, J=6.3), 1.22 (d, 3, J=6.1),
10 1.36 (m, 1), 1.60 (m, 1), 1.69 (m, 1), 2.00 (m, 1), 2.31 (m, 2), 2.61 (m, 1), 3.09 (ddd, 1, J=10.6, 7.5, 3.1), 3.19 (s, 3), 3.49 (m, 2), 3.74 (m, 2), 3.88 (m, 1), 5.03 (s, 2), 6.21 (dt, 1, J=10.6, 2.2), 6.29 (dt, 1, J=12.2, 2.2), 6.34 (m, 1), 7.16 (d, 2, J=8.6), 7.44 (d, 2, J=8.6). Trans isomer: ¹H NMR (500 MHz, CD₃OD) δ 1.22 (d, 3, J=6.1), 1.26 (d, 6, J=6.4), 1.36 (m, 1), 1.60 (m, 1), 1.69 (m, 1), 2.00 (m, 1), 2.61 (m, 1), 2.88 (dd, 2, J=12.0, 6.2), 3.09 (ddd, 1, J=10.6,
15 7.5, 3.1), 3.19 (m, 2), 3.19 (s, 3), 3.88 (m, 1), 4.11 (m, 2), 5.03 (s, 2), 6.20 (dt, 1, J=10.6, 2.1), 6.26 (dt, 1, J=12.6, 2.1), 6.34 (m, 1), 7.16 (d, 2, J=8.6), 7.44 (d, 2, J=8.6); MS (APCI+) m/z 456 (M+H)⁺.

Example 18

20 N-(4-{[3-fluoro-5-(4-thiomorpholinyl)phenoxy]methyl}phenyl)-N,2-dimethyl-1-pyrrolidinecarboxamide

The product from Example 15D and thiomorpholine were processed as described in Example 15E to provide the title compound as a light yellow oil. ¹H NMR (500 MHz, CD₃OD) δ 1.22 (d, 3, J=6.1), 1.37 (m, 1), 1.60 (m, 1), 1.69 (m, 1), 2.00 (m, 1), 2.62 (m, 1),
25 2.65 (m, 4), 3.09 (ddd, 1, J=10.6, 7.5, 3.1), 3.19 (s, 3), 3.56 (m, 4), 3.88 (m, 1), 5.03 (s, 2), 6.19 (dt, 1, J=10.5, 2.1), 6.26 (dt, 1, J=12.2, 2.1), 6.30 (m, 1), 7.16 (d, 2, J=8.3), 7.44 (d, 2, J=8.3); MS (APCI+) m/z 444 (M+H)⁺.

72

Example 19N-(4-{[3-fluoro-5-(4-hydroxy-1-piperidinyl)phenoxy]methyl}phenyl)-N,2-dimethyl-1-pyrrolidinecarboxamide

The product from Example 15D and 4-hydroxypiperidine were processed as described
5 in Example 15E to provide the title compound as a light yellow solid. ¹H NMR (500 MHz, CD₃OD) δ 1.22 (d, 3, J=6.1), 1.36 (m, 1), 1.53-1.65 (m, 3), 1.69 (m, 1), 1.92 (m,2), 2.01 (m, 1), 2.62 (m, 1), 2.89 (ddd, 1, J=12.9, 10.1, 2.9), 3.09 (ddd, 1, J=10.6, 7.6, 3.1), 3.19 (s, 3), 3.55 (m, 2), 3.75 (m, 1), 3.88 (m, 1), 5.03 (s, 2), 6.18 (dt, 1, J=10.5, 2.2), 6.29 (dt, 1, J=12.3, 2.2), 6.35 (m, 1), 7.16 (d, 2, J=8.6), 7.44 (d, 2, J=8.6); MS (APCI+) m/z 442 (M+H)⁺.

10

Example 20N-(4-{[3-(4-acetyl-1-piperazinyl)-5-fluorophenoxy]methyl}phenyl)-N,2-dimethyl-1-pyrrolidinecarboxamide

The product from Example 15D and 1-acetylpiperazine were processed as described
15 in Example 15E to provide the title compound as a light yellow oil. ¹H NMR (500 MHz, CD₃OD) δ 1.22 (d, 3, J=6.1), 1.36 (m, 1), 1.59 (m, 1), 1.68 (m, 1), 2.00 (m, 1), 2.13 (s, 3), 2.62 (m, 1), 3.09 (ddd, 1, J=10.5, 7.7, 3.0), 3.16 (t, 2, J=5.3), 3.19 (s, 3), 3.21 (t, 2, J=5.3), 3.66 (t, 2, J=5.3), 3.70 (t, 2, J=5.3), 3.88 (m, 1), 5.04 (s, 2), 6.25 (dt, 1, J=10.5, 2.2), 6.33 (dt, 1, J=12.0, 2.2), 6.38 (m, 1), 7.16 (d, 2, J=8.5), 7.44 (d, 2, J=8.5); MS (APCI+) m/z 469
20 (M+H)⁺.

Example 21N-(4-{[3-fluoro-5-(1-piperidinyl)phenoxy]methyl}phenyl)-N,2-dimethyl-1-pyrrolidinecarboxamide

25 The product from Example 15D and piperidine were processed as described in Example 15E to provide the title compound as a yellow oil. ¹H NMR (500 MHz, CD₃OD) δ 1.21 (d, 3, J=6.1), 1.36 (m, 1), 1.60 (m, 3), 1.67 (m, 5), 2.00 (m, 1), 2.61 (m, 1), 3.09 (ddd, 1, J=10.5, 7.6, 3.1), 3.14 (t, 4, J=5.5), 3.19 (s, 3), 3.88 (m, 1), 5.02 (s, 2), 6.17 (dt, 1, J=10.5,

2.1), 6.27 (dt, 1, J=12.4, 2.1), 6.33 (m, 1), 7.16 (d, 2, J=8.3), 7.44 (d, 2, J=8.3); MS (APCI+) m/z 426 (M+H)⁺.

Example 22

5 N-[4-({3-fluoro-5-[4-(2-hydroxyethyl)-1-piperazinyl]phenoxy}methyl)phenyl]-N,2-dimethyl-1-pyrrolidinecarboxamide

The product from Example 15D and 1-(2-hydroxyethyl)piperazine were processed as described in Example 15E to provide the title compound as a colorless oil. ¹H NMR (500 MHz, CD₃OD) δ 1.22 (d, 3, J=6.1), 1.36 (m, 1), 1.59 (m, 1), 1.69 (m, 1), 2.00 (m, 1), 2.57-
10 2.65 (m, 3), 2.68 (m, 4), 3.09 (ddd, 1, J=10.6, 7.6, 3.1), 3.19 (s, 3), 3.20 (m, 4), 3.72 (t, 2, J=6.0), 3.88 (m, 1), 5.03 (s, 2), 6.22 (dt, 1, J=10.5, 2.1), 6.30 (dt, 1, J=12.2, 2.1), 6.35 (m, 1), 7.16 (d, 2, J=8.5), 7.44 (d, 2, J=8.5); MS (APCI+) m/z 471 (M+H)⁺.

Example 23

15 N-(4-({3-fluoro-5-(4-methyl-1-piperidinyl)phenoxy}methyl)phenyl)-N,2-dimethyl-1-pyrrolidinecarboxamide

The product from Example 15D and 4-methylpiperdine were processed as described in Example 15E to provide the title compound as a yellow oil. ¹H NMR (500 MHz, CD₃OD) δ 0.97 (d, 3, J=6.5), 1.22 (d, 3, J=6.1), 1.30 (dq, 2, J=12.4, 4.0), 1.36 (m, 1), 1.48-1.74 (m, 5),
20 2.00 (m, 1), 2.61 (m, 1), 2.68 (dt, 2, J=12.4, 2.7), 3.09 (ddd, 1, J=10.5, 7.6, 3.1), 3.19 (s, 3), 3.68 (br d, 2, J=12.5), 3.88 (m, 1), 5.02 (s, 2), 6.17 (dt, 1, J=10.5, 2.1), 6.27 (dt, 1, J=12.4, 2.2), 6.33 (m, 1), 7.16 (d, 2, J=8.3), 7.43 (d, 2, J=8.3); MS (APCI+) m/z 440 (M+H)⁺.

Example 24

25 N-[4-({3-[ethyl(2-methoxyethyl)amino]-5-fluorophenoxy}methyl)phenyl]-N,2-dimethyl-1-pyrrolidinecarboxamide

The product from Example 15D and ethyl(2-methoxyethyl)amine were processed as described in Example 15E to provide the title compound as a light yellow oil. ¹H NMR (500 MHz, CD₃OD) δ 1.11 (d, 3, J=7.0), 1.21 (d, 3, J=6.1), 1.36 (m, 1), 1.60 (m, 1), 1.68 (m, 1),

2.00 (m, 1), 2.62 (m, 1), 3.09 (ddd, 1, J=10.6, 7.5, 3.0), 3.19 (s, 3), 3.34 (s, 3), 3.37 (q, 2, J=7.0), 3.43 (t, 2, J=5.8), 3.51 (t, 2, J=5.8), 3.88 (m, 1), 5.02 (s, 2), 6.02 (m, 2), 6.07 (m, 1), 7.16 (d, 2, J=8.5), 7.43 (d, 2, J=8.5); MS (APCI+) m/z 444 (M+H)⁺.

5

Example 25N-(4-{[3-fluoro-5-(1-pyrrolidinyl)phenoxy]methyl}phenyl)-N,2-dimethyl-1-pyrrolidinecarboxamide

The product from Example 15D and pyrrolidine were processed as described in Example 15E to provide the title compound as a yellow oil. ¹H NMR (500 MHz, CD₃OD) δ
10 1.21 (d, 3, J=6.1), 1.36 (m, 1), 1.59 (m, 1), 1.67 (m, 1), 2.00 (m, 5), 2.62 (m, 1), 3.09 (ddd, 1, J=10.5, 7.6, 3.1), 3.19 (s, 3), 3.22 (s, 4), 3.88 (m, 1), 5.02 (s, 2), 5.89 (dt, 1, J=12.0, 2.1), 5.95 (m, 1), 6.00 (dt, 1, J=10.9, 2.1), 7.15 (d, 2, J=8.5), 7.43 (d, 2, J=8.5); MS (APCI+) m/z 412 (M+H)⁺.

15

Example 26N-(4-{[3-(1,4-dioxo-8-azaspiro[4.5]dec-8-yl)-5-fluorophenoxy]methyl}phenyl)-N,2-dimethyl-1-pyrrolidinecarboxamide

The product from Example 15D and 1,4-dioxo-8-azaspiro[4.5]decane were processed as described in Example 15E to provide the title compound as a yellow oil. ¹H NMR (500
20 MHz, CD₃OD) δ 1.21 (d, 3, J=6.1), 1.35 (m, 1), 1.60 (m, 1), 1.68 (m, 1), 1.75 (br t, 4, J=5.8), 2.00 (m, 1), 2.61 (m, 1), 3.09 (ddd, 1, J=10.6, 7.5, 3.1), 3.19 (s, 3), 3.30 (m, 4), 3.88 (m, 1), 3.96 (s, 4), 5.03 (s, 2), 6.18 (dt, 1, J=10.5, 2.1), 6.29 (dt, 1, J=12.3, 2.1), 6.34 (m, 1), 7.16 (d, 2, J=8.5), 7.43 (d, 2, J=8.5); MS (APCI+) m/z 484 (M+H)⁺.

25

Example 27N-(4-{[3-fluoro-5-(4-hydroxy-4-phenyl-1-piperidinyl)phenoxy]methyl}phenyl)-N,2-dimethyl-1-pyrrolidinecarboxamide

The product from Example 15D and 4-hydroxy-4-phenylpiperidine were processed as described in Example 15E to provide the title compound as a yellow oil. ¹H NMR (500 MHz,

CD₃OD) δ 1.21 (d, 3, J=6.1), 1.36 (m, 1), 1.59 (m, 1), 1.68 (m, 1), 1.80 (m, 2), 1.99 (m, 1), 2.16 (dt, 2, J=13.0, 4.4), 2.62 (m, 1), 3.08 (ddd, 1, J=10.6, 7.7, 3.2), 3.18 (s, 3), 3.23 (dt, 2, J=12.5, 2.5), 3.56 (m, 2), 3.88 (m, 1), 5.05 (s, 2), 6.20 (dt, 1, J=10.5, 2.2), 6.36 (dt, 1, J=12.3, 2.2), 6.41 (m, 1), 7.16 (d, 2, J=8.7), 7.23 (m, 1), 7.33 (m, 2), 7.45 (d, 2, J=8.7), 7.50 (m, 2);
5 MS (APCI+) m/z 518 (M+H)⁺.

Example 28

N-(4-{[3-fluoro-5-(3-hydroxy-1-pyrrolidinyl)phenoxy]methyl}phenyl)-N,2-dimethyl-1-pyrrolidinecarboxamide

10 The product from Example 15D and 3-hydroxypyrrolidine were processed as described in Example 15E to provide the title compound as a yellow oil. ¹H NMR (500 MHz, CD₃OD) δ 1.22 (d, 3, J=6.1), 1.36 (m, 1), 1.59 (m, 1), 1.69 (m, 1), 2.00 (m, 2), 2.13 (m, 1), 2.62 (m, 1), 3.09 (ddd, 1, J=10.5, 7.6, 3.1), 3.15 (br d, 1, J=10.6), 3.19 (s, 3), 3.28 (dt, 1, J=8.8, 3.5), 3.36-3.46 (m, 2), 3.88 (m, 1), 4.50 (m, 1), 5.03 (s, 2), 5.90 (dt, 1, J=11.9, 2.1),
15 5.95 (m, 1), 6.02 (dt, 1, J=10.9, 2.1), 7.16 (d, 2, J=8.3), 7.44 (d, 2, J=8.3); MS (APCI+) m/z 428 (M+H)⁺.

Example 29

N-[4-({3-fluoro-5-[4-(2-methoxyethyl)-1-piperazinyl]phenoxy}methyl)phenyl]-N,2-dimethyl-1-pyrrolidinecarboxamide

20 The product from Example 15D and 1-(2-methoxyethyl)piperazine were processed as described in Example 15E to provide the title compound as a yellow oil. ¹H NMR (500 MHz, CD₃OD) δ 1.21 (d, 3, J=6.1), 1.36 (m, 1), 1.59 (m, 1), 1.68 (m, 1), 2.00 (m, 1), 2.62 (m, 1), 2.65 (t, 2, J=5.5), 2.68 (m, 4), 3.08 (ddd, 1, J=10.6, 7.6, 3.1), 3.19 (s, 3), 3.19 (m, 4), 3.35 (s,
25 3), 3.57 (t, 2, J=5.5), 3.88 (m, 1), 5.03 (s, 2), 6.22 (dt, 1, J=10.5, 2.1), 6.29 (dt, 1, J=12.1, 2.1), 6.34 (m, 1), 7.15 (d, 2, J=8.6), 7.44 (d, 2, J=8.6); MS (APCI+) m/z 485 (M+H)⁺.

76

Example 30

N-(4-{[3-fluoro-5-(4-methoxytetrahydro-2H-pyran-4-yl)phenoxy]methyl}phenyl)-N-methyl-1-azocanecarboxamide

5

Example 30Aazocane hydrochloride

Azocane was purchased from Aldrich Chemical Co.

Example 30B

10

4-[(tert-butoxycarbonyl)(methyl)amino]benzoic acid

A solution of 4-(methylamino)benzoic acid (4.00 g, 26.5 mmol) in 60 mL of 0.5 M NaOH at 0° C was slowly treated with a solution of di(tert-butyl) dicarbonate (5.77 g, 2.65 mmol) in 60 mL of dioxane. After stirring at 0 °C for 30 minutes, the cold bath was removed and the pH adjusted to 12 with 1M NaOH. After stirring at ambient temperature for 2 hours, a second portion of di(tert-butyl) dicarbonate (5.77 g, 2.65 mmol) in 10 mL of dioxane was added and the pH adjusted to 12 with 1M NaOH. After stirring at ambient temperature for an additional 16 hours, the reaction mixture was concentrated in vacuo to half of the initial volume to provide a clear yellow solution. The solution was basified to pH 12 with 1M NaOH, washed with ethyl acetate, acidified to pH 2-3 with 10% aqueous KHSO₄, and extracted with ethyl acetate. The extracts were washed with 10% aqueous KHSO₄ and brine and evaporated to dryness to provide 5.60 grams (86%) of the title compound as a white solid. ¹H NMR (400 MHz, CDCl₃) δ 1.49 (s, 9), 3.32 (s, 3), 7.38 (d, 2, J= 8.7), 8.07 (d, 2, J= 8.7); ¹³C NMR (100 MHz, CDCl₃) δ 28.2, 36.8, 81.2, 124.3, 125.5, 130.6, 148.6, 154.1, 171.5. MS (ESI-) m/z 250 (M-H).

25

Example 30Ctert-butyl 4-(hydroxymethyl)phenyl(methyl)carbamate

A solution of the product from Example 30B (2.80 g, 11.1 mmol) in 45 mL of dry THF at 0°C was treated dropwise with a 1.0 M solution of borane diethyl etherate in THF

(45.0 mL, 45.0 mmol). After stirring at 0°C for 10 minutes, the reaction mixture was allowed to warm up slowly to ambient temperature. After stirring at ambient temperature for 3 hours, the reaction mixture was cooled in an ice bath and quenched with THF:water (1:1) and then water. The mixture was extracted with ethyl acetate and the combined extracts were washed
5 with water and brine and evaporated in vacuo to provide 2.64 grams (100%) of the title compound as a white solid. ¹H NMR (400 MHz, CDCl₃) δ 1.33 (s, 9), 3.13 (s, 3), 4.50 (s, 2), 7.09 (d, 2, J=8.7), 7.22 (d, 2, J= 8.7); ¹³C NMR (100 MHz, CDCl₃) δ 27.7, 37.0, 63.5, 80.2, 125.2, 126.9, 138.5, 142.3, 154.9; MS (ESI+) m/z 238 (M+H)⁺.

10

Example 30D

4-(3,5-difluorophenyl)tetrahydro-2H-pyran-4-ol

The Grignard reagent prepared from magnesium metal (630 mg, 25.91 mmol), 5 drops of dibromoethane, and 3,5-difluorobromobenzene (5.00 g, 25.91 mmol) in 50 mL of diethyl ether was treated with tetrahydro-4H-pyran-4-one (2.40 mL, 25.91 mmol) in 25 mL of diethyl
15 ether dropwise at ambient temperature. An additional 40 mL of diethyl ether was added and the reaction was allowed to stir at ambient temperature overnight. The reaction mixture was quenched with 150 mL of aqueous NH₄Cl and extracted with diethyl ether (150 mL, 3X). The combined extracts were washed with brine, dried over Na₂SO₄, filtered, and concentrated in vacuo. The crude material was purified by column chromatography (0 to 2.5% CH₃OH in
20 CH₂Cl₂) to provide 3.74 grams (67%) of the title compound as a white solid. ¹H NMR (300 MHz, CDCl₃) δ 1.60 (d, 2, J=14.0), 2.06 (dt, 2, J=16.4, 6.8), 2.48 (br s, 1), 3.79-3.90 (m, 4), 6.69 (tt, 1, J=8.7, 2.3), 6.98 (d, 1, J=2.1), 7.00 (d, 1, J=2.1).

25

Example 30E

4-(3,5-difluorophenyl)-4-methoxytetrahydro-2H-pyran

The product from Example 30D (3.00 g, 14.0 mmol) and 10 drops of 15-crown-5 in 20 mL of DMF was treated with sodium hydride (1.96 g, 49.0 mmol) 60% dispersion in mineral oil prewashed with hexanes (20 mL, 4X). After stirring for 45 minutes at ambient temperature, the reaction mixture was treated with methyl iodide (3.5 mL, 56.0 mmol)

resulting in the formation of a white precipitate. An additional 10 mL of DMF was added and the reaction mixture was allowed to stir overnight. An additional 2 mL (32.1 mmol) of methyl iodide was added and after stirring for an additional 30 minutes, the mixture was carefully quenched with water and extracted with diethyl ether (150 mL, 3X). The combined
5 extracts were washed with water, brine, dried over Na₂SO₄, and concentrated in vacuo. The crude material was purified using flash chromatography (5% ethyl acetate in hexanes) and then recrystallized from ethyl acetate/hexanes to provide 2.52 grams (79%) of the title compound as a white solid. ¹H NMR (300 MHz, CDCl₃) δ 1.88-2.03 (m, 4), 3.01 (s, 3), 3.84 (m, 4), 6.74 (tt, 1, J=8.6, 2.3 Hz), 6.91 (d, 1, J=2.4 Hz), 6.94 (d, 1, J=2.4 Hz).

10

Example 30F

tert-butyl 4-{{[3-fluoro-5-(4-methoxytetrahydro-2H-pyran-4-yl)phenoxy]methyl}phenyl(methyl)carbamate

The product from Example 30C (2.16 g, 9.10 mmol) in 10 mL of DMF was treated
15 with sodium hydride (764 mg, 19.1 mmol), 60% in mineral oil, in portions. After stirring at ambient temperature for 45 minutes, the solution turned bright yellow. The bright yellow solution was treated with the product from Example 30E (1.09 g, 4.77 mmol) in 2.5 mL of DMF via cannula under positive N₂ pressure. The reaction mixture was heated to 90 °C for 3 hours, allowed to cool to ambient temperature, and then carefully quenched with water. The
20 mixture was extracted with diethyl ether (75 mL, 3X) and the combined extracts were washed with water, brine, dried over Na₂SO₄, and concentrated in vacuo. The crude material was purified via flash chromatography (5 to 15% ethyl acetate in hexanes) to provide 1.02 grams (48%) of the title product: ¹H NMR (300 MHz, CDCl₃) δ 1.46 (s, 9), 1.88-2.03 (m, 4), 2.91 (s, 3), 3.27 (s, 3), 3.80-3.85 (m, 4), 5.02 (s, 2), 6.61 (d, 1H, J=10 Hz), 6.72 (d, 1, J=10 Hz),
25 6.81 (s, 1), 7.27 (app d, 2), 7.39 (d, 2, J=8.5 Hz); MS (ESI+) m/z 446 (M+H)⁺.

Example 30G

4-{{[3-fluoro-5-(4-methoxytetrahydro-2H-pyran-4-yl)phenoxy]methyl}-N-methylaniline hydrochloride

The product from Example 30F (659 mg, 1.48 mmol) in 5 mL of dry dioxane was treated with 4M HCl in dioxane (15 mL). The mixture was stirred for 1 hour at ambient temperature. The solvent was removed in vacuo and the resultant oily yellow residue was dried under vacuum at ambient temperature for 16 hours. The crude hydrochloride salt was used without further purification.

Example 30H

4-[3-(4-[(chlorocarbonyl)(methyl)amino]benzyl)oxy)-5-fluorophenyl]-4-methoxytetrahydro-2H-pyran

The crude product from Example 30G, suspended in 8 mL of dry toluene, was treated with triethylamine (0.740 mL, 5.31 mmol), stirred for 30 minutes at ambient temperature, and filtered. A vigorously stirred solution of phosgene (3.65 mL, 6.90 mmol) in 3 mL of toluene at 0 °C was slowly treated with the above filtrate via an addition funnel. After complete addition of the filtrate, the reaction mixture was stirred at 0 °C for 30 minutes and then allowed to warm up to ambient temperature. The solvent was removed in vacuo and the resultant yellow solid was suspended in 10 mL of THF and filtered to provide a solution of the title compound which was used immediately in preceding steps.

Example 30I

N-(4-{[3-fluoro-5-(4-methoxytetrahydro-2H-pyran-4-yl)phenoxy]methyl}phenyl)-N-methyl-1-azocanecarboxamide

In a 20-mL screw-cap vial, a freshly prepared solution of the product from Example 30H (one aliquot, equivalent to 43 mg of the carbamoyl chloride, 0.11 mmol) was treated with an excess of the product from Example 30A (about 10 equivalents). The resulting cloudy mixture was stirred at ambient temperature for 30 minutes. The mixture was partitioned between 5% aqueous NH₄Cl and ethyl acetate. The organic layer was separated and washed with 5% aqueous NH₄Cl and then water. The organic layer was filtered through a silica gel sep-pak cartridge (Alltech 209150) and concentrated in vacuo to provide a yellow oil. The crude material was purified by preparative HPLC (Waters Nova-Pak[®] HR C18 6 μm

60□ 25x100 mm, 50-95% MeCN/10mM NH₄OAc over 10 minutes at 40 mL/minute) to provide 39.0 mg (59%) of the title compound as a pale yellow oil. ¹H NMR (500 MHz, CDCl₃) δ 1.51 (br s, 6), 1.60 (m, 4), 1.87-2.00 (m, 4), 2.98 (s, 3), 3.15 (m, 4), 3.17 (s, 3), 3.78-3.87 (m, 4), 5.00 (s, 2), 6.61 (dt, 1, J=10.3, 2.2), 6.72 (ddd, 1, J=9.9, 2.2, 1.5), 6.80 (m, 1), 7.04 (d, 2, J=8.6), 7.31 (d, 2, J=8.6); MS (APCI+) m/z 485 (M+H)⁺.

Example 31

N-(4-{[3-fluoro-5-(4-methoxytetrahydro-2H-pyran-4-yl)phenoxy]methyl}phenyl)-3-hydroxy-N-methyl-1-pyrrolidinecarboxamide

10 The product from Example 30H and 3-hydroxypyrrolidine were processed as described in Example 30I to provide 22.2 mg (35%) of the title compound as a colorless oil. ¹H NMR (500 MHz, CDCl₃) δ 1.76 (m, 1), 1.81-2.00 (m, 5), 2.98 (s, 3), 3.12 (br d, 1 J=11.7), 3.24 (s, 3), 3.24 (m, 3), 3.78-3.87 (m, 4), 4.32 (m, 1), 5.02 (s, 2), 6.62 (dt, 1, J=10.2, 2.2), 6.73 (br dt, 1, J=9.9, 1.7), 6.79 (m, 1), 7.16 (d, 2, J=8.1), 7.39 (d, 2, J=8.1); MS (APCI+) m/z 15 459 (M+H)⁺.

Example 32

N-(4-{[3-fluoro-5-(4-methoxytetrahydro-2H-pyran-4-yl)phenoxy]methyl}phenyl)-N,2-dimethyl-1-pyrrolidinecarboxamide

20 The product from Example 30H and 2-methylpyrrolidine were processed as described in Example 30I to provide 35.0 mg (57%) of an oily, white solid. ¹H NMR (500 MHz, CDCl₃) δ 1.24 (d, 3, J=6.0), 1.34 (m, 1), 1.55-1.70 (m, 2), 1.87-2.03 (m, 5), 2.63 (m, 1), 2.98 (s, 3), 3.08 (m, 1), 3.24 (s, 3), 3.78-3.87 (m, 4), 3.98 (m, 1), 5.01 (s, 2), 6.62 (dt, 1, J=10.3, 2.2), 6.72 (ddd, 1, J=9.9, 2.2, 1.5), 6.81 (m, 1), 7.13 (d, 2, J=8.4), 7.38 (d, 2, J=8.2).

25

Example 33

N-(4-{[3-fluoro-5-(4-methoxytetrahydro-2H-pyran-4-yl)phenoxy]methyl}phenyl)-N-methyl-1-pyrrolidinecarboxamide

The product from Example 30H and pyrrolidine were processed as described in Example 30I to provide 32.0 mg (51%) of the title compound as a colorless oil. ¹H NMR (500 MHz, CD₃OD) δ 1.71 (m, 4), 1.90-2.01 (m, 4), 2.97 (s, 3), 3.06 (m, 4), 3.19 (s, 3), 3.74-3.87 (m, 4), 5.10 (s, 2), 6.70 (dt, 1, J=10.5, 2.3), 6.75 (dt, 1, J=10.1, 1.9), 6.85 (m, 1), 7.17 (d, 2, J=8.5), 7.46 (d, 2, J=8.5); MS (APCI+) m/z 443 (M+H)⁺.

Example 34

N-(4-{[3-fluoro-5-(4-methoxytetrahydro-2H-pyran-4-yl)phenoxy]methyl}phenyl)-N,N',N'-trimethylurea

10 The title compound was prepared as described in US 5,432,194.

Example 35

N-(4-{[3-fluoro-5-(4-methoxytetrahydro-2H-pyran-4-yl)phenoxy]methyl}phenyl)-N,N'-dimethyl-N'-propylurea

15 The product from Example 30H and N-methyl-N-propylamine were processed as described in Example 30I to provide 31.0 mg (52%) of the title compound as a yellow oily solid. ¹H NMR (400 MHz, CD₃OD) δ 0.81 (t, 3, J=7.4), 1.46 (m, 2), 1.87-2.02 (m, 4), 2.61 (s, 3), 3.09 (m, 2), 2.96 (s, 3), 3.15 (s, 3), 3.73-3.86 (m, 4), 5.09 (s, 2), 6.69 (dt, 1, J=10.5, 2.3), 6.74 (ddd, 1, J=10.1, 2.3, 1.5), 6.84 (m, 1), 7.11 (d, 2, J=8.6), 7.45 (d, 2, J=8.6); MS
20 (APCI+) m/z 445 (M+H)⁺.

Example 36

N-(4-{[3-fluoro-5-(4-methoxytetrahydro-2H-pyran-4-yl)phenoxy]methyl}phenyl)-N,N'-dimethylurea

25

Example 36A

4-{methyl[(methylamino)carbonyl]amino}benzoic acid

A suspension of 4-(methylamino)benzoic acid (756 mg, 5.0 mmol), purchased from Aldrich Chemical Co., in toluene (20 mL) was treated with a four-fold excess of methyl

isocyanate (1.2 mL, 20.0 mmol) at ambient temperature under a N₂ atmosphere. The mixture was heated to near reflux temperature (~100 °C). The reaction mixture was insoluble, anhydrous THF (5 mL) was added, and the mixture was heated to reflux for an additional 1 hour. After TLC showed no starting material remaining, the mixture was allowed to cool to ambient temperature and stirred overnight. The mixture was then filtered to provide the title compound (948 mg, 91% yield). mp 219-220 °C (dec., gas evolved); MS (DCI/NH₃) m/z 209 (M+H)⁺, 226 (M+NH₄)⁺.

Example 36B

10 N-[4-(hydroxymethyl)phenyl]-N,N'-dimethylurea

The product from Example 36A (948 mg, 4.55 mmol) and N-methylmorpholine (0.6 mL, 5.4 mmol) in anhydrous dimethoxyethane (10 mL) and anhydrous DMF (3.0 mL) was cooled in ice water and treated with isobutyl chloroformate (0.7 mL, 5.4 mmol). The mixture was stirred at 0 °C for 35 minutes and then allowed to warm to ambient temperature and stirred an additional 40 minutes. The mixture was filtered and the filtrate treated with sodium borohydride (800 mg, 21.0 mmol) and then poured over a mixture of ethyl acetate/saturated NH₄Cl. The ethyl acetate layer was separated, dried over MgSO₄, and concentrated to provide the title compound as a heavy colorless oil (550 mg) which began to crystallize. mp 71-87 °C (dec., gas evolved); MS (DCI/NH₃) m/z 195 (M+H)⁺, 212 (M+NH₄)⁺.

20

Example 36C

N-[4-(chloromethyl)phenyl]-N,N'-dimethylurea

The product from Example 36B (297 mg, 1.53 mmol) in anhydrous methylene chloride (15 mL) was treated with phosphorous trichloride (157 mg, 1.1 mmol) at -78 °C. The temperature was allowed to slowly rise to -20 °C. After stirring at -20 °C for 3 hours, saturated NH₄Cl solution (15 mL) was added to the cold mixture followed by addition of solid Na₂CO₃ until the mixture reached pH = 8. The layers were shaken and separated. The organic layer was dried over MgSO₄ and concentrated in vacuo to provide the title compound (122 mg).

Example 36D3-fluoro-5-(4-methoxytetrahydro-2H-pyran-4-yl)phenol

The title compound was prepared as described in WO 95/26346.

5

Example 36EN-(4-{{3-fluoro-5-(4-methoxytetrahydro-2H-pyran-4-yl)phenoxy}methyl}phenyl)-N,N'-dimethylurea

A suspension of NaH (80% suspension in mineral oil, 35 mg, 1.2 mmol) in DMF (2 mL) was treated with the product from Example 36D (226 mg, 1.0 mmol) in dry DMF (2 mL) at ambient temperature. After stirring at ambient temperature for 1 hour, the reaction mixture was treated with the product from Example 36C in dry DMF (1 mL). The mixture was diluted with a saturated NH₄Cl solution and extracted with a hexane:diethyl ether mixture (1:1). The organic layer was dried over MgSO₄, concentrated in vacuo, and purified by flash chromatography (silica gel, CH₂Cl₂ to 15% ethyl acetate in CH₂Cl₂, and then 10 % MeOH in CH₂Cl₂) to provide the title compound (33.9 mg). MS (DCI/NH₃) m/z 403 (M+H)⁺, 420 (M+NH₄)⁺.

10

15

Example 37N-allyl-N'-(4-{{3-fluoro-5-(4-methoxytetrahydro-2H-pyran-4-yl)phenoxy}methyl}phenyl)-N,N'-dimethylurea

20

The product from Example 133C, the product from Example 30E, and sodium hydride were processed as described in Example 30F to provide the title compound. MS (APCI+) m/z 443 (M+H)⁺.

25

Example 38N-(4-{{3-fluoro-5-(4-methoxytetrahydro-2H-pyran-4-yl)phenoxy}methyl}phenyl)-N,2,5-trimethyl-1-pyrrolidinecarboxamide

The product from Example 30H and 2,6-dimethylpyrrolidine were processed as described in Example 30I to provide 36.0 mg (57%) of the title compound as a yellow solid. ¹H NMR (400 MHz, CD₃OD) δ 1.03 (d, 6, J=6.3), 1.56 (m, 2), 1.82 (m, 2), 1.89-2.02 (m, 4), 2.97 (s, 3), 3.12 (s, 3), 3.66 (m, 2), 3.74-3.87 (m, 4), 5.10 (s, 2), 6.69 (dt, 1, J=10.5, 2.3), 6.75
5 (ddd, 1, J=10.0, 2.3, 1.5), 6.85 (m, 1), 7.12 (d, 2, J=8.7), 7.45 (d, 2, J=8.7); MS (APCI+) m/z 471 (M+H)⁺.

Example 39

N-(4-{[3-fluoro-5-(4-methoxytetrahydro-2H-pyran-4-yl)phenoxy]methyl}phenyl)-N'-(2-
10 hydroxyethyl)-N,N'-dimethylurea

The product from Example 30H and 2-(methylamino)ethanol were processed as described in Example 30I to provide 12.0 mg (25%) of the title compound as a light yellow oil. ¹H NMR (500 MHz, CDCl₃) δ 1.88-2.01 (m, 4), 2.53 (s, 3), 2.99 (s, 3), 3.25 (s, 3), 3.41
15 (t, 2, J=4.8), 3.74-3.87 (m, 4), 3.77 (t, 2, J=4.8), 5.02 (s, 2), 6.61 (dt, 1, J=10.2, 2.2), 6.73 (dt, 1, J=9.8, 1.8), 6.81 (m, 1), 7.12 (d, 2, J=8.4), 7.41 (d, 2, J=8.4); MS (APCI+) m/z 447 (M+H)⁺.

Example 40

N-(3-chloro-4-{[3-fluoro-5-(4-methoxytetrahydro-2H-pyran-4-yl)phenoxy]methyl}phenyl)-
20 N,N',N'-trimethylurea

Example 40A

ethyl 4-amino-2-chlorobenzoate

4-Amino-2-chlorobenzoic acid (10.0 g, 58.2 mmol), purchased from Aldrich
25 Chemical Co., and concentrated sulfuric acid (6.5 mL, 120 mmol) were combined in ethanol (150 mL) and refluxed for 1 hour. The reaction mixture was poured over ice and solid K₂CO₃ was added until pH=11. The mixture was filtered and the filtrate extracted with ethyl acetate. The organic phase was washed with brine, dried (MgSO₄), and concentrated in vacuo to

provide the title compound (1.25 g) as a pale yellow solid. mp 103-107 °C; MS (DCI/NH₃) m/z 200 (M+H)⁺.

Example 40B

5 ethyl 2-chloro-4-[[[(methylamino)carbonyl]amino]benzoate

The product from Example 40A (1.25 g, 6.26 mmol) and methyl isocyanate (1.5 mL, 25.0 mmol) in toluene (25 mL) were heated at 100 °C for 2 hours. The reaction mixture was treated with additional methyl isocyanate (0.5 mL) and heated at 100 °C overnight. The mixture was cooled in an ice bath and filtered. The filter cake was washed with diethyl ether
10 and dried in vacuo to provide (0.66 g) of the title compound as a solid. mp 146-148 °C; MS (DCI/NH₃) m/z 274 (M+NH₄)⁺.

Example 40C

ethyl 2-chloro-4-[[[(dimethylamino)carbonyl](methyl)amino]benzoate

15 The product from Example 40B (1.85 g, 7.20 mmol) in DMF was treated with 80% sodium hydride in mineral oil (540 mg, 18.0 mmol) at 0 °C. The mixture was allowed to warm to ambient temperature and stir for 30 minutes. The mixture was then recooled to 0 °C and treated with iodomethane (4.62 g, 30.0 mmol) and then allowed to warm to ambient temperature and stirred overnight. A solution of saturated NH₄Cl was added and the mixture
20 was extracted with diethyl ether:hexanes (1:1). The organic phase was dried (MgSO₄) and concentrated in vacuo to provide (1.89 g) of the title compound.

Example 40D

N-[3-chloro-4-(hydroxymethyl)phenyl]-N,N',N'-trimethylurea

25 The product from Example 40C was processed as described in Example 1D to provide the title compound.

Example 40E

N-[3-chloro-4-(chloromethyl)phenyl]-N,N',N'-trimethylurea

The product from Example 40D (512 mg, 2.11 mmol) in anhydrous methylene chloride (12 mL) was treated with phosphorous trichloride (320 mg, 2.33 mmol) at -40 °C. The temperature was allowed to slowly rise to -20 °C. After stirring at -20 °C for 3 hours, saturated NaHCO₃ solution and ethyl acetate were added and the layers separated. The organic layer was washed with water, brine, dried over MgSO₄ and concentrated in vacuo to provide the title compound (416 mg) as a yellow oil.

Example 40F

N-(3-chloro-4-{[3-fluoro-5-(4-methoxytetrahydro-2H-pyran-4-yl)phenoxy]methyl}phenyl)-N,N',N'-trimethylurea

The product from Example 40E (416 mg, 1.59 mmol), the product from Example 36D (386 mg, 1.71 mmol), and 80% sodium hydride in mineral oil (59 mg, 1.95 mmol) were processed as described in Example 36E to provide crude product. The residue was purified by flash chromatography (silica gel, CH₂Cl₂ to 25% ethyl acetate in CH₂Cl₂) to provide the title compound (425 mg) as a pale yellow oil. ¹H NMR (300 MHz, CDCl₃) δ 1.9-2.04 (m, 4), 2.75 (s, 6), 2.98 (s, 3), 3.18 (s, 3), 3.72-3.88 (m, 4), 5.16 (s, 2), 6.7(dt, 1, J=10.6, 2.2), 6.76(dt, 1, J=12.0, 2.2), 6.85 (d, 1, J=2.2), 7.03 (dd, 1, J=9, J=1.5), 7.18 (d, 1, J=1.5), 7.54 (d, 1, J=9); MS (DCI/NH₃) m/z 451 (M+H)⁺; Analysis calculated for C₂₃H₂₈ClFN₂O₄: C, 61.26; H, 6.26; N, 6.21. Found: C, 60.90; H, 6.18; 6.19.

Example 41

(3R)-N-(4-{[3-fluoro-5-(4-methoxytetrahydro-2H-pyran-4-yl)phenoxy]methyl}phenyl)-3-hydroxy-N-methyl-1-pyrrolidinecarboxamide

The product from Example 30H and (3R)-3-pyrrolidinol were processed as described in Example 30I to provide 28.8 mg (45%) of the title compound as a white oily solid. ¹H NMR (500 MHz, CD₃OD) δ 1.73 (m, 1), 1.81 (m, 1), 1.90-2.00 (m, 4), 2.97 (s, 3), 3.03 (br d, 1, J=11.7), 3.12 (dd, 1, J=11.7, 4.6), 3.16-3.28 (m, 2), 3.20 (s, 3), 3.74-3.86 (m, 4), 4.21 (m, 1), 5.09 (s, 2), 6.70 (dt, 1, J=10.5, 2.3), 6.75 (ddd, 1, J=10.1, 2.3, 1.5), 6.85 (m, 1), 7.18 (d, 2, J=8.6), 7.46 (d, 2, J=8.6); MS (APCI+) m/z 459 (M+H)⁺.

Example 423-ethyl-N-(4-{[3-fluoro-5-(4-methoxytetrahydro-2H-pyran-4-yl)phenoxy]methyl}phenyl)-N,2,4-trimethyl-1-pyrrolidinecarboxamide

5 The product from Example 30H and 3-ethyl-2,4-dimethylpyrrolidine were processed as described in Example 30I to provide 32.6 mg (47%) of the title compound as a mixture of isomers as a yellow oil. Major isomer: ¹H NMR (500 MHz, CD₃OD) δ 0.81 (d, 3, J=6.5), 0.90 (t, 3, J=7.5), 1.10 (m, 1), 1.25 (d, 3, J=6.0), 1.39 (m, 1), 1.52 (m, 1), 1.66 (m, 1), 1.91-2.01 (m, 4), 2.19 (t, 1, J=10.8), 2.97 (s, 3), 3.20 (s, 3), 3.23 (dd, 1, J=10.6, 7.0), 3.58 (m, 1),
10 3.74-3.86 (m, 4), 5.10 (s, 2), 6.69 (dt, 1, J=10.5, 2.2), 6.74 (ddd, 1, J=10.3, 2.2, 1.5), 6.86 (m, 1), 7.16 (d, 2, J=8.6), 7.47 (d, 2, J=8.6); MS (APCI+) m/z 499 (M+H)⁺.

Example 43N-(4-{[3-fluoro-5-(4-methoxytetrahydro-2H-pyran-4-yl)phenoxy]methyl}phenyl)-N,2,5-trimethyl-2,5-dihydro-1H-pyrrole-1-carboxamide

15 The product from Example 30H and 2,5-dimethyl-2,5-dihydro-1H-pyrrole were processed as described in Example 30I to provide 29.2 mg (45%) of the title compound as a yellowish solid. ¹H NMR (500 MHz, CD₃OD) δ 1.22 (d, 6, J=6.3), 1.90-2.00 (m, 4), 2.97 (s, 3), 3.14 (s, 3), 3.74-3.85 (m, 4), 4.17 (q, 2, J=6.3), 5.08 (s, 2), 5.61 (s, 2), 6.69 (dt, 1, J=10.5, 2.2), 6.74 (ddd, 1, J=10.1, 2.2, 1.5), 6.85 (m, 1), 7.11 (d, 2, J=8.4), 7.45 (d, 2, J=8.4); MS
20 (APCI+) m/z 469 (M+H)⁺.

Example 44N-(cyclopropylmethyl)-N'-(4-{[3-fluoro-5-(4-methoxytetrahydro-2H-pyran-4-yl)phenoxy]methyl}phenyl)-N'-methyl-N-propylurea

25 The product from Example 30H and N-(cyclopropylmethyl)-N-propylamine were processed as described in Example 30I to provide 29.0 mg (56%) of the title compound as an off white solid. ¹H NMR (500 MHz, CDCl₃) δ 0.12 (m, 2), 0.45 (m, 2), 0.77 (t, 3, J=7.4), 0.85 (m, 1), 1.44 (m, 1), 1.85-2.03 (m, 4), 2.98 (s, 3), 3.00 (d, 2, J=6.9), 3.10 (m, 2), 3.18 (s,

3), 3.83 (m, 4), 5.01 (s, 2), 6.61 (dt, 1, J=10.3, 2.2), 6.72 (ddd, 1, J=9.9, 2.2, 1.5), 6.81 (m, 1), 7.11 (d, 2, J=8.6), 7.37 (d, 2, J=8.6); MS (APCI+) m/z 485 (M+H)⁺.

Example 45

5 N-ethyl-N'-(4-{[3-fluoro-5-(4-methoxytetrahydro-2H-pyran-4-yl)phenoxy]methyl}phenyl)-
N-isopropyl-N'-methylurea

The product from Example 30H and N-ethyl-N-isopropylamine were processed as described in Example 30I to provide 13.0 mg (27%) of the title compound as a light yellow oil. ¹H NMR (500 MHz, CDCl₃) δ 0.97 (d, 6, J=6.7), 1.05 (t, 3, J=7.0), 1.87-2.01 (m, 4), 2.98
10 (q, 2, J=7.0), 2.98 (s, 3), 3.16 (s, 3), 3.77-3.87 (m, 4), 4.08 (hept, 1, J=6.7), 5.01 (s, 2), 6.60 (dt, 1, J=10.3, 2.3), 6.72 (ddd, 1, J=9.9, 2.3, 1.5), 6.81 (m, 1), 7.10 (d, 2, J=8.5), 7.37 (d, 2, J=8.5); MS (APCI+) m/z 459 (M+H)⁺.

Example 46

15 N-(4-{[3-fluoro-5-(4-methoxytetrahydro-2H-pyran-4-yl)phenoxy]methyl}phenyl)-N,N'-
dimethyl-N'-(2-propynyl)urea

The product from Example 30H and N-methyl-N-(2-propynyl)amine were processed as described in Example 30I to provide 27.0 mg (58%) of the title compound as a white solid. ¹H NMR (500 MHz, CDCl₃) δ 1.87-2.02 (m, 4), 2.63 (s, 3), 2.98 (s, 3), 3.24 (s, 3), 3.83 (m,
20 4), 3.09 (d, 2, J=2.6), 5.01 (s, 2), 6.62 (dt, 1, J=10.3, 2.3), 6.72 (m, 1), 6.85 (m, 1), 7.13 (d, 2, J=8.4), 7.40 (d, 2, J=8.4); MS (APCI+) m/e 441 (M+H)⁺.

Example 47

25 N-(4-{2-[3-fluoro-5-(4-methoxytetrahydro-2H-pyran-4-yl)phenyl]ethyl}phenyl)-N,2-
dimethyl-1-pyrrolidinecarboxamide

Example 47A

N-[4-(bromomethyl)phenyl]-N,2-dimethyl-1-pyrrolidinecarboxamide

The product from Example 15C was processed as described in Example 133D to provide the title compound.

Example 47B

5 (4-{methyl[(2-methyl-1-pyrrolidinyl)carbonyl]amino}benzyl)(triphenyl)phosphonium
bromide

The product from Example 47A (0.225 g, 0.73 mmol) and triphenylphosphine (0.190 g, 0.73 mmol) in 15 mL of xylene were heated to reflux for 3 hours. The precipitate was filtered and washed with hexanes to provide 0.23 g (56%) of the title compound.

10

Example 47C

3-fluoro-5-(4-methoxytetrahydro-2H-pyran-4-yl)phenyl trifluoromethanesulfonate

3-Fluoro-5-(4-methoxytetrahydro-2H-pyran-4-yl)phenol (0.630 g, 2.77 mmol), prepared as described in WO 95/26346, in anhydrous pyridine (10 ml) was treated with
15 trifluoromethanesulfonic anhydride (0.56 mL, ~1.2 eq) at 0 °C. The mixture was allowed to warm to ambient temperature and stirred for 1 hour. The reaction mixture was partitioned between 1N HCl and ethyl acetate. The organic layer was separated, washed with brine, dried (MgSO₄), and evaporated in vacuo to provide 0.93 g (93%) of 3-fluoro-5-(4-methoxytetrahydro-2H-pyran-4-yl)phenyl trifluoromethanesulfonate as a reddish oil. MS
20 (APCI+) m/z 359 (M+H)⁺;

Example 47D

3-fluoro-5-(4-methoxytetrahydro-2H-pyran-4-yl)benzaldehyde

The product from Example 47C (0.46 g, 1.27 mmol), Pd(OAc)₂ (0.006 g, 2 mol %),
25 and dppf (0.011 g, 2 mol %), in DMF (10 mL) was heated at 70 °C for 20 minutes and then treated with triethylamine (0.42 mL, ~2.5 eq) dropwise followed with trioctylsilane (1.15 mL, ~2 eq). The reaction was stirred under an atmosphere of carbon monoxide for 2 hours. The resultant crude residue was purified by chromatography (silica gel, 15% ethyl acetate in

hexane) to provide the title compound (7 mg, 26%) as colorless oil. MS (APCI+) m/z 239 (M+H)⁺.

Example 47E

5 N-(4-{2-[3-fluoro-5-(4-methoxytetrahydro-2H-pyran-4-yl)phenyl]ethenyl}phenyl)-N,2-
dimethyl-1-pyrrolidinecarboxamide

The product from Example 47B (0.18 g, 0.31mmol) in 3 mL of dry MeOH was treated with sodium methoxide (0.094 mL 30 wt% in methanol) at ambient temperature. After stirring for 30 minutes, the product from Example 47D (0.075 g, 0.31 mmol) in 1 mL of
10 MeOH was added dropwise. The mixture was stirred overnight and then partitioned between ethyl acetate and water. The combined organic phases were washed with brine and water, dried, and evaporated. The residue was purified by column chromatography on silica gel (55:45 hexanes:ethyl acetate) to provide 0.075g (54%) of the title compound. ¹H NMR (500
15 MHz, C₆D₆) δ 0.84-1.04 (m, 3), 1.05-1.34 (m, 4), 1.42-1.8 (m, 4), 2.62 (s, 3), 2.70 (s, 3), 3.58-3.84 (m, 7), 6.31 (d, 1, J=12), 6.42 (d, 1, J=12), 6.8 (d, 1, J=8), 6.85 (d, 1, J=9), 6.88-6.94 (m, 1), 6.96-7.00 (m, 1), 7.04 (d, 1, J=8), 7.10 (s, 1), 7.2-7.4 (m, 1); MS (APCI+) m/z 453 (M+H)⁺.

Example 47F

20 N-(4-{2-[3-fluoro-5-(4-methoxytetrahydro-2H-pyran-4-yl)phenyl]ethyl}phenyl)-N,2-
dimethyl-1-pyrrolidinecarboxamide

The product from Example 47E (0.031 g, 0.069 mmol) in EtOH (2 mL) was treated with Pd/C (10%, 0.008 g) under an atmosphere of hydrogen, overnight. The mixture was then filtered through celite and silica gel and evaporated to provide 0.025 g (81%) of the
25 desired compound. ¹H NMR (300 MHz, DMSO-d₆) δ 1.1 (d, 3, J=6), 1.2-1.3 (m, 1), 1.67 (m, 2), 1.8-1.95 (m, 5), 2.4-2.5 (m, 2), 2.85 (s, 3), 2.88-3.0 (m, 4), 3.02 (s, 3), 3.43-3.5 (m, 4), 3.7-3.8 (q, 1, J=7.5), 6.9-7.01 (m, 5), 7.15 (d, 2, J=9); MS (DCI/NH₃) m/z 455 (M+H)⁺; Anal calcd for C₂₇H₃₅FN₂O₄: C, 71.33; H, 7.76; N, 6.16; found: C, 71.25; H, 8.01; N, 5.97.

Example 48N-(4-{{[3-fluoro-5-(4-methoxytetrahydro-2H-pyran-4-yl)phenoxy]methyl}phenyl})-N-methyl-2,5-dihydro-1H-pyrrole-1-carboxamide

The product from Example 30H and 2,5-dihydro-1H-pyrrole were processed as described in Example 30I to provide 32.0 mg (51%) of the title compound as a colorless oil. ¹H NMR (500 MHz, CD₃OD) δ 1.89-2.00 (m, 4), 2.96 (s, 3), 3.21 (s, 3), 3.72-3.83 (m, 4), 3.85 (s, 4), 5.11 (s, 2), 5.67 (s, 2), 6.70 (dt, 1, J=10.5, 2.2), 6.75 (ddd, 1, J=10.1, 2.2, 1.5), 6.85 (m, 1), 7.21 (d, 2, J=8.6), 7.48 (d, 2, J=8.6); MS (APCI+) m/z 441 (M+H)⁺.

Example 49N-(4-{{[3-fluoro-5-(4-methoxytetrahydro-2H-pyran-4-yl)phenoxy]methyl}phenyl})-N-methyl-1H-pyrrole-1-carboxamide

In a 50-mL flask, the product from Example 48 (59 mg, 0.13 mmol) was dissolved in 10 mL of dry ethyl acetate and solid DDQ (34 mg, 0.15 mmol) was added. The solution was refluxed for 6 hours. The resulting brown solution was washed with H₂O and brine then filtered through a silica gel sep-pak cartridge (Alltech 209150). The solution was concentrated in vacuo to give the crude material as a brown oil. The crude oil was purified by preparative HPLC (Waters Nova-Pak[®] HR C18 6 μm 60 × 25x100 mm, 50-95% MeCN/10 mM NH₄OAc over 10 min at 40 mL/min) to provide 17.0 mg (29%) of the title compound as a yellow oil. ¹H NMR (500 MHz, CD₃OD) δ 1.89-2.00 (m, 4), 2.96 (s, 3), 3.44 (s, 3), 3.74-3.86 (m, 4), 5.10 (s, 2), 5.98 (t, 2, J=2.4), 6.68 (dt, 1, J=10.6, 2.2), 6.75 (dt, 1, J=10.3, 2.2), 6.76 (t, 2, J=2.4), 6.84 (m, 1), 7.18 (d, 2, J=8.3), 7.45 (d, 2, J=8.3); MS (APCI+) m/z 407 (M+H)⁺.

Example 50N-(2-cyanoethyl)-N-cyclopropyl-N'-((4-{{[3-fluoro-5-(4-methoxytetrahydro-2H-pyran-4-yl)phenoxy]methyl}phenyl})-N'-methylurea

The product from Example 30H and 3-(cyclopropylamino)propanenitrile were processed as described in Example 30I to provide 30.0 mg (59%) of the title compound as a

colorless oily solid. ¹H NMR (500 MHz, CDCl₃) δ 0.50 (m, 2), 0.65 (m, 2), 1.87-2.02 (m, 5), 2.68 (t, 2, J= 6.5), 2.98 (s, 3), 3.27 (s, 3), 3.62 (t, 2, J= 6.5), 3.83 (m, 4), 5.01 (s, 2), 6.60 (dt, 1, J= 10.3, 2.2), 6.72 (dt, 1, J= 9.9, 1.8), 6.81 (m, 1), 7.24 (d, 2, J= 8.4), 7.41 (d, 2, J= 8.7); MS (APCI+) 482 (M+H)⁺.

5

Example 51

N-allyl-N-ethyl-N'-(4-{[3-fluoro-5-(4-methoxytetrahydro-2H-pyran-4-yl)phenoxy]methyl}phenyl)-N'-methylurea

The product from Example 30H and N-allyl-N-ethylamine were processed as described in Example 30I to provide the title compound as a white solid. ¹H NMR (500 MHz, CDCl₃) δ 0.94 (t, 3, J= 7.1), 1.87-2.01 (m, 4), 2.98 (s, 3), 3.13 (q, 2, J= 7.1), 3.17 (s, 3), 3.69 (br d, 2, J= 6.1), 3.83 (m, 4), 5.01 (s, 2), 5.03 (m, 1), 5.06 (m, 1), 5.56 (m, 1), 6.61 (dt, 1, J= 10.3, 2.3), 6.72 (dt, 1, J= 9.9, 1.8), 6.81 (m, 1), 7.12 (d, 2, J= 8.5), 7.39 (d, 2, J= 8.7); MS (APCI+) m/z 457 (M+H)⁺.

15

Example 52

N-(4-{[3-fluoro-5-(4-methoxytetrahydro-2H-pyran-4-yl)phenoxy]methyl}phenyl)-3-(hydroxymethyl)-N-methyl-1-piperidinecarboxamide

The product from Example 30H and 3-hydroxymethylpiperidine were processed as described in Example 30I to provide the title compound as a white oily solid. ¹H NMR (400 MHz, CD₃OD) δ 1.17-1.35 (m, 2), 1.51 (m, 1), 1.68 (m, 2), 1.87-2.02 (m, 4), 2.85 (m, 1), 2.99 (s, 3), 3.04 (dd, 1, J= 13.3, 7.4), 3.23 (s, 3), 3.29 (m, 1), 3.43 (d, 2, J= 6.7); 3.48 (dd, 1, J= 13.3, 2.7); 3.77-3.88 (m, 4), 5.01 (s, 2), 6.61 (dt, 1, J= 10.1, 1.9), 6.72 (br d, 1, J= 9.9), 6.81 (m, 1), 7.11 (d, 2, J= 8.1), 7.39 (d, 2, J= 8.1); MS (APCI+) m/z 487 (M+H)⁺.

25

Example 53

N-(4-{[3-fluoro-5-(4-methoxytetrahydro-2H-pyran-4-yl)phenoxy]methyl}phenyl)-N-methyl-1,3-thiazolidine-3-carboxamide

The product from Example 30H and 1,3-thiazolidine were processed as described in Example 30I to provide the title compound as a white solid. ¹H NMR (400 MHz, CD₃OD) δ 1.87-2.02 (m, 4), 2.87 (br s, 2), 2.99 (s, 3), 3.26 (s, 3), 3.51 (t, 2, J=6.3), 3.77-3.88 (m, 4), 4.15 (br s, 2), 5.02 (s, 2), 6.62 (dt, 1, J=10.2, 2.3), 6.73 (ddd, 1, J=9.9, 2.3, 1.5), 6.81 (m, 1), 7.19 (d, 2, J=8.6), 7.42 (d, 2, J=8.6); MS (APCI+) m/z 461 (M+H)⁺.

Example 54

N-(4-{[3-fluoro-5-(4-methoxytetrahydro-2H-pyran-4-yl)phenoxy]methyl}phenyl)-N'-(2-methoxyethyl)-N,N'-dimethylurea

10 The product from Example 30H and N-(2-methoxyethyl)-N-methylamine were processed as described in Example 30I to provide the title compound as a colorless oil. ¹H NMR (500 MHz, CDCl₃) δ 1.88-2.03 (m, 4), 2.63 (s, 3), 2.98 (s, 3), 3.12 (s, 3), 3.33 (s, 3), 3.42 (t, 2, J=5.4), 3.48 (t, 2, J=5.4), 3.78-3.88 (m, 4), 5.00 (s, 2), 6.62 (dt, 1, J=10.3, 2.1), 6.75 (dt, 1, J=9.9, 1.7), 6.81 (m, 1), 7.11 (d, 2, J=8.3), 7.38 (d, 2, J=8.3); MS (APCI+) m/z 461
15 (M+H)⁺.

Example 55

N-(4-{[3-fluoro-5-(4-methoxytetrahydro-2H-pyran-4-yl)phenoxy]methyl}phenyl)-4-(hydroxymethyl)-N-methyl-1-piperidinecarboxamide

20 The product from Example 30H and 4-hydroxymethylpiperidine were processed as described in Example 30I to provide the title compound as a white oily solid. ¹H NMR (500 MHz, CDCl₃) δ 1.02 (br q, 2, J=12.4), 1.58 (m, 3), 1.87-2.02 (m, 4), 2.59 (br t, 2, J=12.4), 2.98 (s, 3), 3.22 (s, 3), 3.43 (d, 2, J=5.9), 3.78-3.89 (m, 6), 5.01 (s, 2), 6.61 (dt, 1, J=10.2, 2.1), 6.75 (dt, 1, J=9.9, 1.6), 6.80 (m, 1), 7.11 (d, 2, J=8.3), 7.38 (d, 2, J=8.3); MS (APCI+) m/z 487 (M+H)⁺.

Example 56

N-ethyl-N'-(4-{[3-fluoro-5-(4-methoxytetrahydro-2H-pyran-4-yl)phenoxy]methyl}phenyl)-N-(2-hydroxyethyl)-N'-methylurea

The product from Example 30H and 2-(ethylamino)ethanol were processed as described in Example 30I to provide the title compound as a white oily solid. ¹H NMR (500 MHz, CDCl₃) δ 0.74 (t, 2, J=7.1), 1.88-2.01 (m, 4), 2.99 (s, 3), 3.02 (q, 2, J=7.1), 3.20 (s, 3), 3.38 (t, 2, J=5.0), 3.73 (t, 2, J=5.0), 3.82 (m, 4), 5.03 (s, 2), 6.60 (dt, 1, J=10.3, 2.3), 6.72 (ddd, 1, J=9.9, 2.3, 1.5), 6.81 (m, 1), 7.14 (d, 2, J=8.5), 7.41 (d, 2, J=8.5); MS (APCI+) m/z 461 (M+H)⁺.

Example 57

N-(4-{[3-fluoro-5-(4-methoxytetrahydro-2H-pyran-4-yl)phenoxy]methyl}phenyl)-N'-isopentyl-N,N'-dimethylurea

The product from Example 30H and N-isopentyl-N-methylamine were processed as described in Example 30I to provide the title compound as a light yellow oil. ¹H NMR (500 MHz, CDCl₃) δ 0.86 (d, 6, J=6.6), 1.32 (m, 2), 1.47 (m, 1), 1.86-2.03 (m, 4), 2.61 (s, 3), 2.98 (s, 3), 3.16 (m, 2), 3.20 (s, 3), 3.82 (m, 4), 5.00 (s, 2), 6.61 (dt, 1, J=10.3, 2.3), 6.72 (ddd, 1, J=9.9, 2.3, 1.5), 6.81 (m, 1), 7.08 (d, 2, J=8.6), 7.38 (d, 2, J=8.6); MS (APCI+) m/z 473 (M+H)⁺.

Example 58

N-(4-{[3-fluoro-5-(4-methoxytetrahydro-2H-pyran-4-yl)phenoxy]methyl}phenyl)-3-hydroxy-N-methyl-1-piperidinecarboxamide

The product from Example 30H and 3-hydroxypiperdine were processed as described in Example 30I to provide the title compound as a white solid. ¹H NMR (500 MHz, CDCl₃) δ 1.31 (m, 1), 1.50-1.77 (m, 3), 1.87-2.01 (m, 4), 2.99 (s, 3), 3.03 (m, 1), 3.12 (m, 1), 3.23 (m, 1), 3.22 (s, 3), 3.55 (m, 1), 3.70 (m, 1), 3.77-3.87 (m, 4), 5.01 (s, 2), 6.61 (dt, 1, J=10.3, 2.3), 6.73 (ddd, 1, J=9.9, 2.3, 1.5), 6.80 (m, 1), 7.13 (d, 2, J=8.5), 7.39 (d, 2, J=8.5); MS (APCI+) m/z 473 (M+H)⁺.

Example 59N-(4-{[3-fluoro-5-(4-methoxytetrahydro-2H-pyran-4-yl)phenoxy]methyl}phenyl)-4-hydroxy-N-methyl-1-piperidinecarboxamide

The product from Example 30H and 4-hydroxypiperidine were processed as described
5 in Example 30I to provide the title compound as a white solid. ¹H NMR (500 MHz, CDCl₃) δ
1.33 (m, 2), 1.71 (m, 2), 1.87-2.01 (m, 4), 2.89 (m, 2), 2.99 (s, 3), 3.22 (s, 3), 3.60 (m, 2),
3.75 (m, 1), 3.84 (m, 4), 5.01 (s, 2), 6.61 (dt, 1, J=10.3, 2.2), 6.72 (ddd, 1, J=9.9, 2.2, 1.5),
6.80 (m, 1), 7.12 (d, 2, J=8.6), 7.39 (d, 2, J=8.6); MS (APCI+) m/z 473 (M+H)⁺.

10

Example 60N-(4-{[3-fluoro-5-(4-methoxytetrahydro-2H-pyran-4-yl)phenoxy]methyl}phenyl)-N-methyl-4-thiomorpholinecarboxamide

The product from Example 30H and thiomorpholine were processed as described in
Example 30I to provide the title compound as a white solid. ¹H NMR (500 MHz, CDCl₃) δ
15 1.88-2.01 (m, 4), 2.40 (m, 4), 2.99 (s, 3), 3.21 (s, 3), 3.49 (m, 4), 3.83 (m, 4), 5.02 (s, 2), 6.61
(dt, 1, J=10.3, 2.3), 6.73 (ddd, 1, J=9.9, 2.3, 1.5), 6.81 (m, 1), 7.11 (d, 2, J=8.6), 7.41 (d, 2,
J=8.6); MS (APCI+) m/z 475 (M+H)⁺.

Example 61

20 N-[2-(1,3-dioxolan-2-yl)ethyl]-N'-(4-{[3-fluoro-5-(4-methoxytetrahydro-2H-pyran-4-yl)phenoxy]methyl}phenyl)-N,N'-dimethylurea

The product from Example 30H and N-[2-(1,3-dioxolan-2-yl)ethyl]-N-methylamine
were processed as described in Example 30I to provide the title compound as a colorless oil.
¹H NMR (500 MHz, CDCl₃) δ 1.38 (m, 2), 1.87-2.01 (m, 4), 2.61 (s, 3), 2.98 (s, 3), 3.20 (s,
25 3), 3.32 (m, 2), 3.83 (m, 6), 3.93 (m, 2), 4.83 (t, 1, J=4.7), 5.00 (s, 2), 6.61 (dt, 1, J=10.3, 2.3),
6.72 (ddd, 1, J=9.9, 1.7, 0.5), 6.81 (m, 1), 7.09 (d, 2, J=8.4), 7.38 (d, 2, J=8.4); MS (APCI+)
m/z 503 (M+H)⁺.

Example 62N-(4-{[3-fluoro-5-(4-methoxytetrahydro-2H-pyran-4-yl)phenoxy]methyl}phenyl)-N,2-dimethyl-1-piperidinecarboxamide

The product from Example 30H and 2-methylpiperidine were processed as described
5 in Example 30I to provide the title compound as a white solid. ¹H NMR (500 MHz, CD₃OD) δ 1.05 (d, 3, J= 6.9), 1.13-1.24 (m, 1), 1.39 (m, 2), 1.44-1.60 (m, 3), 1.89-2.02 (m, 4), 2.76 (dt, 1, J= 13.3, 2.9), 2.97 (s, 3), 3.15 (s, 3), 3.53 (br d, 1, J=13.3), 3.72-3.86 (m, 4), 4.22 (m, 1), 5.10 (s, 2), 6.68 (dt, 1, J=10.5, 2.3), 6.74 (ddd, 1, J=10.1, 2.3, 1.5), 6.85 (m, 1), 7.15 (d, 2, J=8.7), 7.45 (d, 2, J=8.7); MS (APCI+) m/z 471 (M+H)⁺.

10

Example 63N-(4-{[3-fluoro-5-(4-methoxytetrahydro-2H-pyran-4-yl)phenoxy]methyl}phenyl)-N-methyl-1-piperidinecarboxamide

The product from Example 30H and piperidine were processed as described in
15 Example 30I to provide the title compound as a white solid. ¹H NMR (500 MHz, CD₃OD) δ 1.35 (m, 4), 1.50 (m, 2), 1.89-2.00 (m, 4), 2.97 (s, 3), 3.17 (s, 7), 3.74-3.86 (m, 4), 5.09 (s, 2), 6.69 (dt, 1, J=10.5, 2.2), 6.74 (ddd, 1, J=10.1, 2.2, 1.4), 6.84 (m, 1), 7.13 (d, 2, J=8.5), 7.45 (d, 2, J=8.5); MS (APCI+) m/z 457 (M+H)⁺.

20

Example 64N-ethyl-N'-(4-{[3-fluoro-5-(4-methoxytetrahydro-2H-pyran-4-yl)phenoxy]methyl}phenyl)-N,N'-dimethylurea

The product from Example 30H and N-ethyl-N-methylamine were processed as
described in Example 30I to provide the title compound as a colorless oil. ¹H NMR (500
25 MHz, CD₃OD) δ 1.00 (t, 3, J= 7.2), 1.87-2.07 (m, 4), 2.59 (s, 3), 2.97 (s, 3), 3.16 (s, 3), 3.21 (q, 2, J=7.2), 3.73-3.86 (m, 4), 5.09 (s, 2), 6.69 (dt, 1, J=10.5, 2.2), 6.74 (ddd, 1, J=10.1, 2.2, 1.5), 6.84 (m, 1), 7.12 (d, 2, J=8.3), 7.45 (d, 2, J=8.3); MS (APCI+) m/z 431 (M+H)⁺.

Example 65N-(4-{[3-fluoro-5-(4-methoxytetrahydro-2H-pyran-4-yl)phenoxy]methyl}phenyl)-N-methyl-3,6-dihydro-1(2H)-pyridinecarboxamide

The product from Example 30H and 1,2,3,6-tetrahydropyridine were processed as described in Example 30I to provide the title compound as a colorless oil. ¹H NMR (500 MHz, CD₃OD) δ 1.85-2.01 (m, 6), 2.97 (s, 3), 3.19 (s, 3), 3.33 (t, 2, J= 5.7), 3.58 (m, 2), 3.74-3.86 (m, 4), 5.10 (s, 2), 5.53 (m, 1), 5.72 (m, 1), 6.69 (dt, 1, J=10.5, 2.3), 6.74 (ddd, 1, J=10.1, 2.3, 1.5), 6.84 (m, 1), 7.16 (d, 2, J=8.7), 7.46 (d, 2, J=8.7); MS (APCI+) m/z 455 (M+H)⁺.

10

Example 66N-(4-{[3-fluoro-5-(4-methoxytetrahydro-2H-pyran-4-yl)phenoxy]methyl}phenyl)-N-methyl-1-azepanecarboxamide

The product from Example 30H and azepane were processed as described in Example 30I to provide the title compound as a light yellow solid. ¹H NMR (400 MHz, CD₃OD) δ 1.50 (m, 4), 1.57 (m, 4), 1.87-2.01 (m, 4), 2.97 (s, 3), 3.19 (s, 3), 3.18 (m, 4), 3.72-3.87 (m, 4), 5.09 (s, 2), 6.69 (dt, 1, J=10.5, 2.3), 6.74 (ddd, 1, J=10.1, 2.3, 1.5), 6.84 (m, 1), 7.10 (d, 2, J=8.7), 7.44 (d, 2, J=8.7); MS (APCI+) m/z 471 (M+H)⁺.

20

Example 67N-(4-{[3-fluoro-5-(4-methoxytetrahydro-2H-pyran-4-yl)phenoxy]methyl}phenyl)-4-(2-hydroxyethyl)-N-methyl-1-piperidinecarboxamide

The product from Example 30H and 2-(4-piperidiny)ethanol were processed as described in Example 30I to provide the title compound as a light yellow solid. ¹H NMR (400 MHz, CD₃OD) δ 0.97 (br dt, 2, J= 12.3, 2.8), 1.39 (q, 2, J= 6.6), 1.46-1.59 (m, 3), 1.90-2.03 (m, 4), 2.60 (dt, 2, J=12.9, 2.1), 2.97 (s, 3), 3.17 (s, 3), 3.54 (t, 2, J=6.6), 3.73-3.87 (m, 6), 5.09 (s, 2), 6.68 (dt, 1, J=10.5, 2.3), 6.74 (ddd, 1, J=10.1, 2.3, 1.5), 6.85 (m, 1), 7.13 (d, 2, J=8.6), 7.45 (d, 2, J=8.6); MS (APCI+) m/z 501 (M+H)⁺.

25

Example 68N,N-diallyl-N'-(4-{[3-fluoro-5-(4-methoxytetrahydro-2H-pyran-4-yl)phenoxy]methyl}phenyl)-N'-methylurea

The product from Example 30H and N,N-diallylamine were processed as described in
5 Example 30I to provide the title compound as a bright yellow solid. ¹H NMR (400 MHz, CD₃OD) δ 1.87-2.02 (m, 4), 2.97 (s, 3), 3.14 (s, 3), 3.67 (br d, 4, J=6.0), 3.73-3.87 (m, 4), 5.04 (m, 4), 5.11 (s, 2), 5.46-5.59 (m, 2), 6.69 (dt, 1, J=10.5, 2.3), 6.74 (ddd, 1, J=10.1, 2.3, 1.5), 6.85 (m, 1), 7.17 (d, 2, J=8.5), 7.47 (d, 2, J=8.5); MS (APCI+) m/z 469 (M+H)⁺.

10

Example 69N-(4-{[3-fluoro-5-(4-methoxytetrahydro-2H-pyran-4-yl)phenoxy]methyl}phenyl)-N-methyl-N',N'-dipropylurea

The product from Example 30H and N,N-dipropylamine were processed as described
in Example 30I to provide the title compound as a yellow oily solid. ¹H NMR (400 MHz,
15 CD₃OD) δ 0.77 (t, 6, J= 8.4), 1.41 (m, 4), 1.87-2.03 (m, 4), 2.97 (s, 3), 3.02 (m, 4), 3.13 (s, 3), 3.74-3.87 (m, 4), 5.10 (s, 2), 6.69 (dt, 1, J=10.5, 2.3), 6.74 (ddd, 1, J=10.1, 2.3, 1.5), 6.85 (m, 1), 7.14 (d, 2, J=8.6), 7.45 (d, 2, J=8.6); MS (APCI+) m/z 473 (M+H)⁺.

20

Example 70N-butyl-N-ethyl-N'-(4-{[3-fluoro-5-(4-methoxytetrahydro-2H-pyran-4-yl)phenoxy]methyl}phenyl)-N'-methylurea

The product from Example 30H and N-butyl-N-ethylamine were processed as
described in Example 30I to provide the title compound as a yellow solid. ¹H NMR (400
MHz, CD₃OD) δ 0.84 (t, 3, J=7.3), 0.96 (t, 3, J=7.1), 1.17 (m, 2), 1.34 (m, 2), 1.87-2.01 (m,
25 4), 2.97 (s, 3), 3.04 (m, 2), 3.13 (s, 3), 3.15 (q, 2, J=7.1), 3.73-3.88 (m, 4), 5.09 (s, 2), 6.69 (dt, 1, J=10.5, 2.3), 6.74 (ddd, 1, J=10.1, 2.3, 1.5), 6.85 (m, 1), 7.13 (d, 2, J=8.6), 7.46 (d, 2, J=8.6); MS (APCI+) m/z 473 (M+H)⁺.

Example 71N-ethyl-N'-(4-{[3-fluoro-5-(4-methoxytetrahydro-2H-pyran-4-yl)phenoxy]methyl}phenyl)-N'-methyl-N-propylurea

The product from Example 30H and N-ethyl-N-propylamine were processed as described in Example 30I to provide the title compound as a bright yellow solid. ¹H NMR (400 MHz, CD₃OD) δ 0.75 (t, 3, J=7.4), 0.95 (t, 3, J=7.1), 1.39 (m, 2), 1.87-2.02 (m, 4), 2.97 (s, 3), 3.00 (m, 2), 3.13 (s, 3), 3.15 (q, 2, J=7.2), 3.73-3.87 (m, 4), 5.10 (s, 2), 6.69 (dt, 1, J=10.5, 2.3), 6.74 (ddd, 1, J=10.0, 2.3, 1.5), 6.85 (m, 1), 7.14 (d, 2, J=8.7), 7.46 (d, 2, J=8.7); MS (APCI+) m/z 459 (M+H)⁺.

10

Example 72N-(4-{[3-fluoro-5-(4-methoxytetrahydro-2H-pyran-4-yl)phenoxy]methyl}phenyl)-N'-isopropyl-N,N'-dimethylurea

The product from Example 30H and N-isopropyl-N-methylamine were processed as described in Example 30I to provide the title compound as a bright yellow solid. ¹H NMR (400 MHz, CD₃OD) δ 1.02 (d, 6, J=6.8), 1.88-2.03 (m, 4), 2.43 (s, 3), 2.97 (s, 3), 3.16 (s, 3), 3.74-3.87 (m, 4), 4.26 (hept, 1, J=6.8), 5.09 (s, 2), 6.69 (dt, 1, J=10.5, 2.3), 6.74 (ddd, 1, J=10.1, 2.3, 1.5), 6.84 (m, 1), 7.12 (d, 2, J=8.7), 7.45 (d, 2, J=8.7); MS (APCI+) m/z 445 (M+H)⁺.

20

Example 73N-(4-{[3-fluoro-5-(4-methoxytetrahydro-2H-pyran-4-yl)phenoxy]methyl}phenyl)-N-methyl-1-azetidincarboxamide

The product from Example 30H and azetidine were processed as described in Example 30I to provide the title compound as a bright yellow oil. ¹H NMR (400 MHz, CD₃OD) δ 1.89-2.04 (m, 6), 2.97 (s, 3), 3.12 (s, 3), 3.57 (t, 4, J=7.7), 3.72-3.87 (m, 4), 5.13 (s, 2), 6.70 (dt, 1, J=10.5, 2.3), 6.74 (ddd, 1, J=10.1, 2.3, 1.5), 6.85 (m, 1), 7.28 (d, 2, J=8.4), 7.49 (d, 2, J=8.4); MS (APCI+) m/z 429 (M+H)⁺.

25

100

Example 74N'-cyclobutyl-N-(4-{[3-fluoro-5-(4-methoxytetrahydro-2H-pyran-4-yl)phenoxy]methyl}phenyl)-N-methylurea

The product from Example 30H and cyclobutylamine were processed as described in
5 Example 30I to provide the title compound as an off white solid. ¹H NMR (500 MHz,
CD₃OD) δ 1.62 (m, 2), 1.79-1.90 (m, 2), 1.92-2.02 (m, 4), 2.21 (m, 2), 2.98 (s, 3), 3.21 (s, 3),
3.74-3.87 (m, 4), 4.19 (quint, 1, J=8.0), 5.13 (s, 2), 6.72 (dt, 1, J=10.5, 2.3), 6.75 (ddd, 1,
J=10.1, 2.3, 1.5), 6.86 (m, 1), 7.29 (d, 2, J=8.5), 7.53 (d, 2, J=8.7); MS (APCI+) m/z 443
(M+H)⁺.

10

Example 75N-(4-{[3-fluoro-5-(4-methoxytetrahydro-2H-pyran-4-yl)phenoxy]methyl}phenyl)-N-methyl-
N'-(tetrahydro-2-furanylmethyl)urea

The product from Example 30H and tetrahydro-2-furanylmethylamine were processed
15 as described in Example 30I to provide the title compound as a light yellow oil. ¹H NMR
(500 MHz, CD₃OD) δ 1.55 (m, 1), 1.86 (m, 2), 1.89-2.02 (m, 5), 2.97 (s, 3), 3.14 (m, 1), 3.23
(s, 3), 3.26 (m, 1), 3.67 (m, 1), 3.70-3.88 (m, 6), 5.14 (s, 2), 6.71 (dt, 1, J=10.5, 2.1), 6.75
(ddd, 1, J=10.1, 2.1, 1.5), 6.86 (m, 1), 7.32 (d, 2, J=8.5), 7.54 (d, 2, J= 8.5); MS (APCI+) m/z
473 (M+H)⁺.

20

Example 76N-(4-{[3-fluoro-5-(4-methoxytetrahydro-2H-pyran-4-yl)phenoxy]methyl}phenyl)-N'-(2-
methoxyethyl)-N-methylurea

The product from Example 30H and 2-methoxyethylamine were processed as
25 described in Example 30I to provide the title compound as a light yellow oil. ¹H NMR (500
MHz, CD₃OD) δ 1.91-2.01 (m, 4), 2.97 (s, 3), 3.23 (s, 3), 3.29 (s, 3), 3.29 (t, 2, J=5.5), 3.39
(t, 2, J=5.5), 3.74-3.87 (m, 4), 5.14 (s, 2), 6.71 (dt, 1, J=10.5, 2.3), 6.75 (ddd, 1, J=10.1, 2.3,
1.5), 6.86 (m, 1), 7.31 (d, 2, J=8.6), 7.53 (d, 2, J=8.6); MS (APCI+) m/z 447 (M+H)⁺.

101

Example 77

N-(4-{[3-fluoro-5-(4-methoxytetrahydro-2H-pyran-4-yl)phenoxy]methyl}phenyl)-N-methyl-N'-propylurea

The product from Example 30H and propylamine were processed as described in
5 Example 30I to provide the title compound as a light yellow oil. ¹H NMR (500 MHz, CD₃OD) δ 0.85 (t, 3, J=7.5); 1.46 (m, 2); 1.90-2.02 (m, 4), 2.98 (s, 3), 3.07 (t, 2, J=7.1); 3.22 (s, 3), 3.75-3.87 (m, 4), 5.13 (s, 2), 6.71 (dt, 1, J= 10.5, 2.3), 6.75 (ddd, 1, J=10.1, 2.3, 1.5), 6.86 (m, 1), 7.30 (d, 2, J=8.6), 7.53 (d, 2, J=8.6); MS (APCI+) m/z 431 (M+H)⁺.

10

Example 78

N-(4-{[3-fluoro-5-(4-methoxytetrahydro-2H-pyran-4-yl)phenoxy]methyl}phenyl)-N'-(2-hydroxy-1-methylethyl)-N-methylurea

The product from Example 30H and 2-amino-1-propanol were processed as described
15 in Example 30I to provide the title compound as an off white oily solid. ¹H NMR (500 MHz, CD₃OD) δ 1.08 (d, 2, J=6.8), 1.91-2.01 (m, 4), 2.97 (s, 3), 3.24 (s, 3), 3.43 (dd, 2, J=5.2, 1.6), 3.74-3.89 (m, 5), 5.13 (s, 2), 6.71 (dt, 1, J=10.5, 2.3), 6.75 (ddd, 1, J=10.1, 2.3, 1.5), 6.86 (m, 1), 7.32 (d, 2, J=8.5), 7.53 (d, 2, J=8.5); MS (APCI+) m/z 447 (M+H)⁺.

20

Example 79

N'-(1-ethylpropyl)-N-(4-{[3-fluoro-5-(4-methoxytetrahydro-2H-pyran-4-yl)phenoxy]methyl}phenyl)-N-methylurea

The product from Example 30H and 1-ethylpropylamine were processed as described
25 in Example 30I to provide the title compound as a light yellow oil. ¹H NMR (500 MHz, CD₃OD) δ 0.86 (t, 6, J=7.4), 1.31 (m, 2), 1.46 (m, 2), 1.90-2.02 (m, 4), 2.98 (s, 3), 3.23 (s, 3), 3.54 (m, 1), 3.74-3.87 (m, 4), 5.14 (s, 2), 6.71 (dt, 1, J=10.5, 2.3), 6.75 (ddd, 1, J=10.0, 2.3, 1.5), 6.87 (m, 1), 7.31 (d, 2, J=8.5), 7.54 (d, 2, J=8.5); MS (APCI+) m/z 459 (M+H)⁺.

102

Example 80

N-(4-{[3-fluoro-5-(4-methoxytetrahydro-2H-pyran-4-yl)phenoxy]methyl}phenyl)-N-methyl-N'-(2,2,2-trifluoroethyl)urea

The product from Example 30H and 2,2,2-trifluoroethylamine were processed as described in Example 30I to provide the title compound as a light yellow oil. ¹H NMR (500 MHz, CD₃OD) δ 1.91-2.01 (m, 4), 2.98 (s, 3), 3.25 (s, 3), 3.75-3.87 (m, 6), 5.14 (s, 2), 6.71 (dt, 1, J=10.5, 2.3), 6.76 (ddd, 1, J=10.1, 2.3, 1.5), 6.86 (m, 1), 7.31 (d, 2, J=8.6), 7.55 (d, 2, J=8.6).

10

Example 81

N-(4-{[3-fluoro-5-(4-methoxytetrahydro-2H-pyran-4-yl)phenoxy]methyl}phenyl)-N-methyl-N'-neopentylurea

The product from Example 30H and 2,2-dimethyl-1-propylamine were processed as described in Example 30I to provide the title compound as a light yellow solid. ¹H NMR (500 MHz, CD₃OD) δ 0.81 (s, 9), 1.90-2.01 (m, 4), 2.95 (s, 2), 2.98 (s, 3), 3.24 (s, 3), 3.74-3.87 (m, 4), 5.15 (s, 2), 6.71 (dt, 1, J=10.5, 2.3), 6.75 (ddd, 1, J=10.1, 2.3, 1.5), 6.87 (m, 1), 7.33 (d, 2, J=8.5), 7.56 (d, 2, J=8.5); MS (APCI+) m/z 459 (M+H)⁺.

Example 82

N-(4-{[3-fluoro-5-(4-methoxytetrahydro-2H-pyran-4-yl)phenoxy]methyl}phenyl)-N'-isobutyl-N-methylurea

The product from Example 30H and 2-methyl-1-propylamine were processed as described in Example 30I to provide the title compound as a light yellow oil. ¹H NMR (500 MHz, CD₃OD) δ 0.84 (d, 6, J=6.7), 1.71 (hept, 1, J=6.8), 1.91-2.01 (m, 4), 2.93 (d, 2, J=7.0), 2.98 (s, 3), 3.23 (s, 3), 3.74-3.86 (m, 4), 5.13 (s, 2), 6.71 (dt, 1, J=10.5, 2.3), 6.75 (ddd, 1, J=10.1, 2.3, 1.5), 6.86 (m, 1), 7.31 (d, 2, J=8.6), 7.54 (d, 2, J=8.6); MS (APCI+) m/z 445 (M+H)⁺.

25

103

Example 83N-(4-{[3-fluoro-5-(4-methoxytetrahydro-2H-pyran-4-yl)phenoxy]methyl}phenyl)-N-methyl-N'-(2-methylbutyl)urea

The product from Example 30H and 2-methylbutylamine were processed as described
5 in Example 30I to provide the title compound as a light yellow solid. ¹H NMR (500 MHz, CD₃OD) δ 0.82 (d, 3, J=6.7), 0.88 (t, 3, J= 7.4), 1.07 (m, 1), 1.35 (m, 1), 1.50 (m, 1), 1.90-2.01 (m, 4), 2.91 (dd, 1, J=13.3, 7.3), 2.98 (s, 3), 3.06 (dd, 1, J=13.3, 6.3), 3.23 (s, 3), 3.75-3.86 (m, 4), 5.14 (s, 2), 6.71 (dt, 1, J=10.5, 2.3), 6.75 (ddd, 1, J=10.1, 2.3, 1.5), 6.86 (m, 1), 7.30 (d, 2, J=8.3), 7.54 (d, 2, J=8.3); MS (APCI+) m/z 459 (M+H)⁺.

10

Example 84N'-(2-ethylhexyl)-N-(4-{[3-fluoro-5-(4-methoxytetrahydro-2H-pyran-4-yl)phenoxy]methyl}phenyl)-N-methylurea

The product from Example 30H and 2-ethylhexylamine were processed as described
15 in Example 30I to provide the title compound as a light yellow oil. ¹H NMR (500 MHz, CD₃OD) δ 0.86 (t, 3, J=7.5), 0.90 (m, 3), 1.16-1.36 (m, 8), 1.40 (m, 1), 1.91-2.02 (m, 4), 2.98 (s, 3), 3.06 (m, 2), 3.23 (s, 3), 3.74-3.87 (m, 4), 5.14 (s, 2), 6.71 (dt, 1, J=10.5, 2.3), 6.75 (ddd, 1, J=10.1, 2.3, 1.5), 6.86 (m, 1), 7.30 (d, 2, J=8.6), 7.54 (d, 2, J=8.6); MS (APCI+) m/z 501 (M+H)⁺.

20

Example 85N-(4-{[3-fluoro-5-(4-methoxytetrahydro-2H-pyran-4-yl)phenoxy]methyl}phenyl)-N-methyl-N'-(2-propynyl)urea

The product from Example 30H and 2-propynylamine were processed as described in
25 Example 30I to provide the title compound as a light yellow oil. ¹H NMR (500 MHz, CD₃OD) δ 1.91-2.01 (m, 4), 2.47 (t, 1, J=2.5), 2.98 (s, 3), 3.24 (s, 3), 3.75-3.86 (m, 4), 3.87 (d, 2, J=2.5), 5.14 (s, 2), 6.71 (dt, 1, J=10.5, 2.3), 6.75 (ddd, 1, J=10.1, 2.3, 1.5), 6.86 (m, 1), 7.30 (d, 2, J=8.6), 7.53 (d, 2, J=8.6); MS (APCI+) m/z 427 (M+H)⁺.

Example 86

N-(4-{[3-fluoro-5-(4-methoxytetrahydro-2H-pyran-4-yl)phenoxy]methyl}phenyl)-N'-(2-hydroxybutyl)-N-methylurea

The product from Example 30H and 1-amino-2-butanol were processed as described
5 in Example 30I to provide the title compound as a light yellow solid. ¹H NMR (500 MHz, CD₃OD) δ 0.93 (t, 3, J=7.5), 1.36 (m, 1), 1.44 (m, 1), 1.90-2.02 (m, 4), 2.98 (s, 3), 3.00 (dd, 1, J=13.8, 7.5), 3.24 (s, 3), 3.28 (dd, 2, J=13.8, 3.9), 3.49 (m, 1), 3.75-3.87 (m, 4), 5.13 (s, 2), 6.71 (dt, 1, J=10.5, 2.3), 6.75 (ddd, 1, J=10.1, 2.3, 1.5), 6.86 (m, 1), 7.33 (d, 2, J=8.6), 7.54 (d, 2, J=8.6); MS (APCI+) m/z 461 (M+H)⁺.

10

Example 87

N-(4-{[3-fluoro-5-(4-methoxytetrahydro-2H-pyran-4-yl)phenoxy]methyl}phenyl)-N'-(3-hydroxy-2,2-dimethylpropyl)-N-methylurea

The product from Example 30H and 3-amino-2,2-dimethyl-1-propanol were processed
15 as described in Example 30I to provide the title compound as a white solid. ¹H NMR (500 MHz, CD₃OD) δ 0.80 (s, 6), 1.91-2.02 (m, 4), 2.98 (s, 3), 3.02 (s, 2), 3.18 (s, 2), 3.24 (s, 3), 3.74-3.87 (m, 4), 5.14 (s, 2), 6.72 (dt, 1, J=10.5, 2.3), 6.76 (ddd, 1, J=10.1, 2.3, 1.5), 6.86 (m, 1), 7.32 (d, 2, J=8.6), 7.55 (d, 2, J=8.6); MS (APCI+) m/z 475 (M+H)⁺.

20

Example 88

N-(4-{[3-fluoro-5-(4-methoxytetrahydro-2H-pyran-4-yl)phenoxy]methyl}phenyl)-N'-[2-(2-hydroxyethoxy)ethyl]-N-methylurea

The product from Example 30H and 2-(2-aminoethoxy)ethanol were processed as
described in Example 30I to provide the title compound as a colorless oil. ¹H NMR (500
25 MHz, CD₃OD) δ 1.91-2.02 (m, 4), 2.98 (s, 3), 3.24 (s, 3), 3.32 (m, 2), 3.49 (m, 4), 3.61 (m, 2), 3.74-3.86 (m, 4), 5.13 (s, 2), 6.71 (dt, 1, J=10.5, 2.3), 6.75 (ddd, 1, J=10.1, 2.3, 1.5), 6.86 (m, 1), 7.31 (d, 2, J=8.6), 7.53 (d, 2, J=8.6); MS (APCI+) m/z 477 (M+H)⁺.

105

Example 89

N'-allyl-N-(4-{[3-fluoro-5-(4-methoxytetrahydro-2H-pyran-4-yl)phenoxy]methyl}phenyl)-N-methylurea

The product from Example 30H and allylamine were processed as described in
5 Example 30I to provide the title compound as a light yellow oil. ¹H NMR (500 MHz, CD₃OD) δ 1.91-2.01 (m, 4), 2.97 (s, 3), 3.24 (s, 3), 3.73 (dt, 2, J= 5.3, 1.7), 3.75-3.86 (m, 4), 5.02 (dq, 1, J=10.3, 1.6), 5.09 (dq, 1, J=17.2, 1.7), 5.13 (s, 2), 5.81 (m, 1), 6.71 (dt, 1, J=10.5, 2.3), 6.75 (ddd, 1, J=10.1, 2.3, 1.5), 6.86 (m, 1), 7.31 (d, 2, J=8.6), 7.53 (d, 2, J=8.6); MS (APCI+) m/z 429 (M+H)⁺.

10

Example 90

N-(4-{[3-fluoro-5-(4-methoxytetrahydro-2H-pyran-4-yl)phenoxy]methyl}phenyl)-N'-(2-methoxy-1-methylethyl)-N-methylurea

The product from Example 30H and 2-methoxy-1-methylethylamine were processed
15 as described in Example 30I to provide the title compound as a light yellow oil. ¹H NMR (500 MHz, CD₃OD) δ 1.07 (d, 3, J=6.8), 1.91-2.01 (m, 4), 2.97 (s, 3), 3.23 (s, 3), 3.28 (dd, 1, J=6.4, 5.3), 3.28 (s, 3), 3.31 (m, 1), 3.74-3.87 (m, 4), 3.96 (m, 1), 5.14 (s, 2), 6.71 (dt, 1, J=10.5, 2.3), 6.75 (ddd, 1, J=10.1, 2.3, 1.5), 6.87 (m, 1), 7.31 (d, 2, J=8.6), 7.53 (d, 2, J=8.6); MS (APCI+) m/z 461 (M+H)⁺.

20

Example 91

N'-(cyanomethyl)-N-(4-{[3-fluoro-5-(4-methoxytetrahydro-2H-pyran-4-yl)phenoxy]methyl}phenyl)-N-methylurea

The product from Example 30H and aminoacetonitrile were processed as described in
25 Example 30I to provide the title compound as an off white solid. ¹H NMR (500 MHz, CD₃OD) δ 1.91-2.01 (m, 4), 2.98 (s, 3), 3.25 (s, 3), 3.74-3.87 (m, 4), 4.02 (s, 2), 5.14 (s, 2), 6.71 (dt, 1, J=10.5, 2.3), 6.76 (ddd, 1, J=10.1, 2.3, 1.5), 6.87 (m, 1), 7.32 (d, 2, J=8.5), 7.55 (d, 2, J=8.5).

106

Example 92N'-cyclopropyl-N-(4-{[3-fluoro-5-(4-methoxytetrahydro-2H-pyran-4-yl)phenoxy]methyl}phenyl)-N-methylurea

The product from Example 30H and cyclopropylamine were processed as described in
5 Example 30I to provide the title compound as a light yellow oil. ¹H NMR (500 MHz, CD₃OD) δ 0.40 (m, 2), 0.68 (m, 2), 1.90-2.01 (m, 4), 2.61 (m, 1), 2.97 (s, 3), 3.21 (s, 3), 3.73-3.86 (m, 4), 5.12 (s, 2), 6.71 (dt, 1, J=10.5, 2.3), 6.75 (ddd, 1, J=10.1, 2.3, 1.5), 6.86 (m, 1), 7.26 (d, 2, J=8.6), 7.50 (d, 2, J=8.6); MS (APCI+) m/z 429 (M+H)⁺.

10

Example 93N-(4-{[3-fluoro-5-(4-methoxytetrahydro-2H-pyran-4-yl)phenoxy]methyl}phenyl)-N'-isopropyl-N-methyl-N'-propylurea

The product from Example 30H and N-isopropyl-N-propylamine were processed as described in Example 30I to provide the title compound as an oily colorless solid. ¹H NMR
15 (500 MHz, CD₃OD) δ 0.79 (t, 3, J= 7.4), 0.95 (d, 6, J= 6.8), 1.47 (m, 2), 1.90-2.00 (m, 4), 2.84 (m, 2), 2.97 (s, 3), 3.13 (s, 3), 3.74-3.86 (m, 4), 4.05 (hept, 1, J=6.8), 5.10 (s, 2), 6.68 (dt, 1, J=10.5, 2.3), 6.74 (ddd, 1, J=10.1, 2.3, 1.5), 6.85 (m, 1), 7.14 (d, 2, J=8.7), 7.46 (d, 2, J=8.7); MS (APCI+) m/z 473 (M+H)⁺.

20

Example 94N-(4-{[3-fluoro-5-(4-methoxytetrahydro-2H-pyran-4-yl)phenoxy]methyl}phenyl)-N'-[(1R)-1-(hydroxymethyl)propyl]-N-methylurea

The product from Example 30H and (2R)-2-amino-1-butanol were processed as described in Example 30I to provide the title compound as a light yellow oil. ¹H NMR (500
25 MHz, CD₃OD) δ 0.89 (t, 3, J=7.5), 1.36 (m, 1), 1.55 (m, 1), 1.90-2.02 (m, 4), 2.97 (s, 3), 3.24 (s, 3), 3.47 (m, 2), 3.65 (m, 1), 3.74-3.87 (m, 4), 5.13 (s, 2), 6.71 (dt, 1, J= 10.5, 2.3), 6.75 (ddd, 1, J=10.1, 2.3, 1.5), 6.86 (m, 1), 7.33 (d, 2, J=8.5), 7.54 (d, 2, J=8.5); MS (APCI+) m/z 461 (M+H)⁺.

107

Example 95

N-(4-{[3-fluoro-5-(4-methoxytetrahydro-2H-pyran-4-yl)phenoxy]methyl}phenyl)-N-methyl-N'-(2-methyl-2-propenyl)urea

The product from Example 30H and 2-methyl-2-propenylamine were processed as described in Example 30I to provide the title compound as a colorless oil. ¹H NMR (500 MHz, CD₃OD) δ 1.68 (s, 3), 1.91-2.01 (m, 4), 2.97 (s, 3), 3.24 (s, 3), 3.67 (s, 2), 3.74-3.86 (m, 4), 4.75 (m, 2), 5.14 (s, 2), 6.71 (dt, 1, J=10.5, 2.3), 6.75 (ddd, 1, J=10.1, 2.3, 1.5), 6.86 (m, 1), 7.33 (d, 2, J=8.6), 7.54 (d, 2, J=8.6); MS (APCI+) m/z 443 (M+H)⁺.

10

Example 96

(2R)-N-(4-{[3-fluoro-5-(4-methoxytetrahydro-2H-pyran-4-yl)phenoxy]methyl}phenyl)-2-(hydroxymethyl)-N-methyl-1-pyrrolidinecarboxamide

The product from Example 30H and (2R)-pyrrolidinylmethanol were processed as described in Example 30I to provide the title compound as a white solid. ¹H NMR (500 MHz, CD₃OD) δ 1.55-1.74 (m, 3), 1.89-2.01 (m, 5), 2.58 (m, 1), 2.97 (s, 3), 3.08 (m, 1), 3.20 (s, 3), 3.62 (dd, 1, J=10.9, 5.7), 3.67 (dd, 1, J=10.9, 4.1), 3.73-3.86 (m, 4), 4.01 (m, 1), 5.09 (s, 2), 6.69 (dt, 1, J=10.5, 2.3), 6.74 (ddd, 1, J=10.1, 2.3, 1.5), 6.84 (m, 1), 7.22 (d, 2, J=8.6), 7.45 (d, 2, J=8.6); MS (APCI+) m/z 473 (M+H)⁺.

20

Example 97

N'-(2-fluoroethyl)-N-(4-{[3-fluoro-5-(4-methoxytetrahydro-2H-pyran-4-yl)phenoxy]methyl}phenyl)-N-methylurea

The product from Example 30H and 2-fluoroethylamine were processed as described in Example 30I to provide the title compound as a yellow oil. ¹H NMR (500 MHz, CD₃OD) δ 1.91-2.01 (m, 4), 2.97 (s, 3), 3.24 (s, 3), 3.40 (dt, 2, J=24.7, 5.2), 3.74-3.87 (m, 4), 4.38 (dt, 2, J=47.5, 5.2), 5.13 (s, 2), 6.71 (dt, 1, J=10.5, 2.3), 6.75 (ddd, 1, J=10.1, 2.3, 1.5), 6.86 (m, 1), 7.31 (d, 2, J=8.6), 7.53 (d, 2, J=8.6); MS (APCI+) m/z 435 (M+H)⁺.

25

108

Example 98

N'-ethyl-N-(4-{[3-fluoro-5-(4-methoxytetrahydro-2H-pyran-4-yl)phenoxy]methyl}phenyl)-N-methylurea

The product from Example 30H and ethylamine were processed as described in
5 Example 30I to provide the title compound as a light yellow oil. ¹H NMR (500 MHz, CD₃OD) δ 1.05 (t, 3, J=7.2), 1.91-2.01 (m, 4), 2.98 (s, 3), 3.15 (q, 2, J=7.2), 3.22 (s, 3), 3.74-3.87 (m, 4), 5.13 (s, 2), 6.71 (dt, 1, J=10.5, 2.3), 6.75 (ddd, 1, J=10.1, 2.3, 1.5), 6.86 (m, 1), 7.29 (d, 2, J=8.6), 7.52 (d, 2, J=8.6); MS (APCI+) m/z 417 (M+H)⁺.

10

Example 99

N-(4-{[3-fluoro-5-(4-methoxytetrahydro-2H-pyran-4-yl)phenoxy]methyl}phenyl)-N'-(2-hydroxypropyl)-N-methylurea

The product from Example 30H and 1-amino-2-propanol were processed as described
15 in Example 30I to provide the title compound as a yellowish solid. ¹H NMR (500 MHz, CD₃OD) δ 1.03 (d, 3, J=6.3), 1.90-2.01 (m, 4), 2.98 (s, 3), 3.01 (dd, 1, J=13.7, 7.2), 3.20 (dd, 1, J=13.7, 4.3), 3.24 (s, 3), 3.74-3.87 (m, 5), 5.13 (s, 2), 6.71 (dt, 1, J=10.5, 2.3), 6.75 (ddd, 1, J=10.1, 2.3, 1.5), 6.86 (m, 1), 7.33 (d, 2, J=8.5), 7.54 (d, 2, J=8.5); MS (APCI+) m/z 447 (M+H)⁺.

20

Example 100

N'-(cyclopropylmethyl)-N-(4-{[3-fluoro-5-(4-methoxytetrahydro-2H-pyran-4-yl)phenoxy]methyl}phenyl)-N-methylurea

The product from Example 30H and cyclopropylmethylamine were processed as
25 described in Example 30I to provide the title compound as a colorless oil. ¹H NMR (500 MHz, CD₃OD) δ 0.14 (m, 2), 0.41 (m, 2), 0.95 (m, 1), 1.90-2.01 (m, 4), 2.98 (s, 3), 2.99 (m, 2), 3.23 (s, 3), 3.74-3.87 (m, 4), 5.13 (s, 2), 6.71 (dt, 1, J=10.5, 2.3), 6.75 (ddd, 1, J=10.1, 2.3, 1.5), 6.87 (m, 1), 7.31 (d, 2, J=8.6), 7.53 (d, 2, J=8.6); MS (APCI+) m/z 443 (M+H)⁺.

109

Example 101N'-(2-ethylbutyl)-N-(4-{[3-fluoro-5-(4-methoxytetrahydro-2H-pyran-4-yl)phenoxy]methyl}phenyl)-N-methylurea

The product from Example 30H and 2-ethylbutylamine were processed as described in
5 Example 30I to provide the title compound as an off white solid. ¹H NMR (500 MHz,
CD₃OD) δ 0.86 (t, 6, J=7.4), 1.25 (m, 4), 1.34 (m, 1), 1.91-2.02 (m, 4), 2.98 (s, 3), 3.06 (d, 2,
J=6.5), 3.23 (s, 3), 3.74-3.87 (m, 4), 5.14 (s, 2), 6.71 (dt, 1, J=10.5, 2.3), 6.75 (ddd, 1, J=10.1,
2.3, 1.5), 6.87 (m, 1), 7.30 (d, 2, J=8.5), 7.54 (d, 2, J=8.6); MS (APCI+) m/z 473 (M+H)⁺.

10

Example 102(2S)-N-(4-{[3-fluoro-5-(4-methoxytetrahydro-2H-pyran-4-yl)phenoxy]methyl}phenyl)-2-(hydroxymethyl)-N-methyl-1-pyrrolidinecarboxamide

The product from Example 30H and (2S)-pyrrolidinylmethanol were processed as
described in Example 30I to provide the title compound as a white solid. ¹H NMR (500
15 MHz, CD₃OD) δ 1.54-1.74 (m, 3), 1.87-2.01 (m, 5), 2.58 (m, 1), 2.97 (s, 3), 3.08 (m, 1), 3.20
(s, 3), 3.62 (dd, 1, J=10.9, 5.7), 3.67 (dd, 1, J=10.9, 4.1), 3.73-3.86 (m, 4), 4.01 (m, 1), 5.09
(s, 2), 6.69 (dt, 1, J=10.5, 2.2), 6.74 (ddd, 1, J=10.1, 2.2, 1.3), 6.84 (m, 1), 7.22 (d, 2, J=8.4),
7.45 (d, 2, J=8.4); MS (APCI+) m/z 473 (M+H)⁺.

20

Example 103N'-cyclopentyl-N-(4-{[3-fluoro-5-(4-methoxytetrahydro-2H-pyran-4-yl)phenoxy]methyl}phenyl)-N-methylurea

The product from Example 30H and cyclopentylamine were processed as described in
Example 30I to provide the title compound as an off white solid. ¹H NMR (500 MHz,
25 CD₃OD) δ 1.32 (m, 2), 1.49-1.65 (m, 4), 1.84-2.02 (m, 6), 2.97 (s, 3), 3.22 (s, 3), 3.74-3.86
(m, 4), 4.01 (quint, 1, J=7.1), 5.13 (s, 2), 6.71 (dt, 1, J=10.5, 2.3), 6.75 (ddd, 1, J=10.1, 2.3,
1.5), 6.86 (m, 1), 7.29 (d, 2, J=8.6), 7.52 (d, 2, J=8.6); MS (APCI+) m/z 457 (M+H)⁺.

110

Example 104

N'-(1,2-dimethylpropyl)-N-(4-{[3-fluoro-5-(4-methoxytetrahydro-2H-pyran-4-yl)phenoxy]methyl}phenyl)-N-methylurea

The product from Example 30H and 1,2-dimethylpropylamine were processed as described in Example 30I to provide the title compound as a light yellow oil. ¹H NMR (500 MHz, CD₃OD) δ 0.81 (d, 3, J=6.8), 0.84 (d, 3, J=6.8), 1.01 (d, 3, J=6.8), 1.60 (hept, 1, J=6.8), 1.90-2.02 (m, 4), 2.98 (s, 3), 3.23 (s, 3), 3.61 (m, 1), 3.75-3.86 (m, 4), 5.14 (s, 2), 6.71 (dt, 1, J=10.5, 2.3), 6.75 (ddd, 1, J=10.1, 2.3, 1.6), 6.85 (m, 1), 7.31 (d, 2, J=8.5), 7.55 (d, 2, J=8.5); MS (APCI+) m/z 459 (M+H)⁺.

10

Example 105

N'-sec-butyl-N-(4-{[3-fluoro-5-(4-methoxytetrahydro-2H-pyran-4-yl)phenoxy]methyl}phenyl)-N-methylurea

The product from Example 30H and sec-butylamine were processed as described in Example 30I to provide the title compound as a colorless oil. ¹H NMR (500 MHz, CD₃OD) δ 0.86 (t, 3, J=7.4), 1.05 (d, 3, J=6.6), 1.39 (m, 2), 1.90-2.01 (m, 4), 2.98 (s, 3), 3.23 (s, 3), 3.69 (m, 1), 3.74-3.87 (m, 4), 5.13 (s, 2), 6.71 (dt, 1, J=10.5, 2.2), 6.75 (ddd, 1, J=10.1, 2.2, 1.5), 6.87 (m, 1), 7.30 (d, 2, J=8.5), 7.53 (d, 2, J=8.5); MS (APCI+) m/z 445 (M+H)⁺.

20

Example 106

N'-[bicyclo[2.2.1]hept-2-yl]-N-(4-{[3-fluoro-5-(4-methoxytetrahydro-2H-pyran-4-yl)phenoxy]methyl}phenyl)-N-methylurea

The product from Example 30H and bicyclo[2.2.1]hept-2-ylamine were processed as described in Example 30I to provide the title compound as a light yellow oil. ¹H NMR (500 MHz, CD₃OD) δ 1.10 (m, 3), 1.19 (m, 2), 1.40-1.52 (m, 2), 1.67 (ddd, 1, J=13.0, 7.9, 2.3), 1.90-2.01 (m, 4), 2.13 (br d, 1, J=4.4), 2.17 (m, 1), 2.97 (s, 3), 3.22 (s, 3), 3.52 (br dd, 1, J=8.1, 3.6), 3.75-3.87 (m, 4), 5.14 (s, 2), 6.71 (dt, 1, J=10.5, 2.3), 6.75 (ddd, 1, J=10.1, 2.3, 1.5), 6.87 (m, 1), 7.29 (d, 2, J=8.6), 7.53 (d, 2, J=8.6); MS (APCI+) m/z 483 (M+H)⁺.

25

Example 107

N-(4-{[3-fluoro-5-(4-methoxytetrahydro-2H-pyran-4-yl)phenoxy]methyl}phenyl)-N'-[2-(4-hydroxyphenyl)ethyl]-N-methylurea

The product from Example 30H and 4-(2-aminoethyl)phenol were processed as described in Example 30I to provide the title compound as a yellow oil. ¹H NMR (500 MHz, CD₃OD) δ 1.91-2.02 (m, 4), 2.64 (t, 2, J=7.1), 2.98 (s, 3), 3.20 (s, 3), 3.20 (t, 2, J=7.1), 3.74-3.87 (m, 4), 5.12 (s, 2), 6.68 (d, 2, J=8.6), 6.72 (dt, 1, J=10.5, 2.3), 6.76 (ddd, 1, J=10.1, 2.3, 1.5), 6.87 (m, 1), 6.94 (d, 2, J=8.6), 7.18 (d, 2, J=8.6), 7.47 (d, 2, J=8.6); MS (APCI+) m/z 509 (M+H)⁺.

10

Example 108

N'-(2-cyanoethyl)-N-(4-{[3-fluoro-5-(4-methoxytetrahydro-2H-pyran-4-yl)phenoxy]methyl}phenyl)-N-methylurea

The product from Example 30H and 3-aminopropanenitrile were processed as described in Example 30I to provide the title compound as a light yellow oil. ¹H NMR (500 MHz, CD₃OD) δ 1.91-2.02 (m, 4), 2.62 (t, 2, J=6.6), 2.98 (s, 3), 3.24 (s, 3), 3.36 (t, 2, J=6.6), 3.74-3.87 (m, 4), 5.14 (s, 2), 6.71 (dt, 1, J=10.5, 2.3), 6.75 (dt, 1, J=10.1, 1.7), 6.86 (m, 1), 7.33 (d, 2, J=8.3), 7.54 (d, 2, J=8.3).

20

Example 109

N-(4-{[3-fluoro-5-(4-methoxytetrahydro-2H-pyran-4-yl)phenoxy]methyl}phenyl)-N'-(2-hydroxyethyl)-N-methylurea

The product from Example 30H and 2-aminoethanol were processed as described in Example 30I to provide the title compound as an oily white solid. ¹H NMR (500 MHz, CD₃OD) δ 1.90-2.02 (m, 4), 2.98 (s, 3), 3.24 (s, 3), 3.24 (t, 2, J= 5.7), 3.54 (t, 2, J= 5.7), 3.74-3.87 (m, 4), 5.13 (s, 2), 6.71 (dt, 1, J=10.5, 2.3), 6.75 (ddd, 1, J=10.1, 2.3, 1.5), 6.86 (m, 1), 7.32 (d, 2, J=8.6), 7.53 (d, 2, J=8.6); MS (APCI+) m/z 433 (M+H)⁺.

25

112

Example 110

N-(4-{[3-fluoro-5-(4-methoxytetrahydro-2H-pyran-4-yl)phenoxy]methyl}phenyl)-N'-[1-(hydroxymethyl)cyclopentyl]-N-methylurea

The product from Example 30H and (1-aminocyclopentyl)methanol were processed as described in Example 30I to provide the title compound as a tan solid. ¹H NMR (500 MHz, CD₃OD) δ 1.59 (m, 2), 1.66 (m, 4), 1.75 (m, 2), 1.91-2.01 (m, 4), 2.97 (s, 3), 3.21 (s, 3), 3.38 (s, 2), 3.74-3.87 (m, 4), 5.14 (s, 2), 6.71 (dt, 1, J=10.5, 2.3), 6.75 (ddd, 1, J=10.1, 2.3, 1.5), 6.86 (m, 1), 7.34 (d, 2, J=8.6), 7.54 (d, 2, J=8.6); MS (APCI+) m/z 487 (M+H)⁺.

10

Example 111

N'-(2,2-dimethylcyclopentyl)-N-(4-{[3-fluoro-5-(4-methoxytetrahydro-2H-pyran-4-yl)phenoxy]methyl}phenyl)-N-methylurea

The product from Example 30H and 2,2-dimethylcyclopentylamine were processed as described in Example 30I to provide the title compound as a tan solid. ¹H NMR (500 MHz, CD₃OD) δ 0.65 (s, 3), 0.98 (s, 3), 1.31 (m, 1), 1.43 (m, 2), 1.57 (m, 2), 1.90-2.03 (m, 5), 2.98 (s, 3), 3.24 (s, 3), 3.74-3.87 (m, 5), 5.15 (s, 2), 6.70 (dt, 1, J=10.5, 2.3), 6.75 (ddd, 1, J=10.1, 2.3, 1.5), 6.87 (m, 1), 7.33 (d, 2, J=8.5), 7.56 (d, 2, J=8.6); MS (APCI+) m/z 485 (M+H)⁺.

20

Example 112

N-(4-{[3-fluoro-5-(4-methoxytetrahydro-2H-pyran-4-yl)phenoxy]methyl}phenyl)-N'-isopropyl-N-methylurea

The product from Example 30H and isopropylamine were processed as described in Example 30I to provide the title compound as a colorless oil. ¹H NMR (500 MHz, CD₃OD) δ 1.08 (d, 6, J=6.6), 1.90-2.01 (m, 4), 2.98 (s, 3), 3.22 (s, 3), 3.74-3.85 (m, 4), 3.89 (hept, 1, 6.6), 5.13 (s, 2), 6.71 (dt, 1, J=10.5, 2.9), 6.75 (ddd, 1, J=10.1, 2.3, 1.5), 6.86 (m, 1), 7.29 (d, 2, J=8.6), 7.53 (d, 2, J=8.6); MS (APCI+) m/z 431 (M+H)⁺.

25

113

Example 113N,N-diethyl-N'-(4-{[3-fluoro-5-(4-methoxytetrahydro-2H-pyran-4-yl)phenoxy]methyl}phenyl)-N'-methylurea

The product from Example 30H and diethylamine were processed as described in Example 30I to provide the title compound as a colorless oil. ¹H NMR (400 MHz, CDCl₃) δ 0.94 (t, 6, J=7.1), 1.90-2.01 (m, 4), 2.97 (s, 3), 3.12 (q, 4, J=7.1), 3.15 (s, 3), 3.75-3.87 (m, 4), 5.00 (s, 2), 6.60 (dt, 1, J=10.3, 2.3), 6.70 (ddd, 1, J=9.9, 2.0, 1.6), 6.80 (m, 1), 7.09 (d, 2, J=8.4), 7.37 (d, 2, J=8.4); MS (APCI+) m/z 445 (M+H)⁺.

10 (292753) Example 114

N-ethyl-N'-(4-{[3-fluoro-5-(4-methoxytetrahydro-2H-pyran-4-yl)phenoxy]methyl}phenyl)-N-(2-methoxyethyl)-N'-methylurea

The product from Example 30H and N-ethyl-N-(2-methoxyethyl)amine were processed as described in Example 30I to provide the title compound as a light yellow solid. ¹H NMR (400 MHz, CD₃OD) δ 0.93 (t, 3, J= 7.1), 1.88-2.02 (m, 4), 2.97 (s, 3), 3.12 (q, 2, J=7.1), 3.14 (s, 3), 3.28 (s, 3), 3.34 (m, 4), 3.73-3.87 (m, 4), 5.09 (s, 2), 6.69 (dt, 1, J=10.5, 2.3), 6.74 (ddd, 1, J=10.1, 2.3, 1.5), 6.85 (m, 1), 7.17 (d, 2, J=8.7), 7.45 (d, 2, J=8.7); MS (APCI+) m/z 475 (M+H)⁺.

20 Example 115

N-butyl-N-(cyanomethyl)-N'-(4-{[3-fluoro-5-(4-methoxytetrahydro-2H-pyran-4-yl)phenoxy]methyl}phenyl)-N'-methylurea

The product from Example 30H and (butylamino)acetonitrile were processed as described in Example 30I to provide the title compound as a colorless oil. ¹H NMR (500 MHz, CD₃OD) δ 0.78 (t, 3, J=7.4), 1.07 (m, 2), 1.24 (m, 2), 1.90-2.00 (m, 4), 2.98 (s, 3), 3.00 (m, 2), 3.19 (s, 3), 3.74-3.86 (m, 4), 4.13 (s, 2), 5.12 (s, 2), 6.70 (dt, 1, J=10.5, 2.3), 6.75 (ddd, 1, J=10.1, 2.3, 1.5), 6.86 (m, 1), 7.22 (d, 2, J=8.5), 7.51 (d, 2, J=8.5); MS (APCI+) m/z 501 (M+H₂O)⁺.

114

Example 116

N¹-(4-{[3-fluoro-5-(4-methoxytetrahydro-2H-pyran-4-yl)phenoxy]methyl}phenyl)-N¹-methyl-1,3-piperidinedicarboxamide

The product from Example 30H and 3-piperidinecarboxamide were processed as described in Example 30I to provide the title compound as a colorless oil. ¹H NMR (500 MHz, CD₃OD) δ 1.30 (m, 1), 1.46-1.62 (m, 2), 1.85 (m, 1), 1.90-2.01 (m, 4), 2.28 (m, 1), 2.63 (ddd, 1, J=13.9, 11.0, 2.2), 2.83 (dd, 1, J=13.2, 10.5), 2.97 (s, 3), 3.19 (s, 3), 3.60 (m, 1), 3.73-3.87 (m, 5), 5.09 (s, 2), 6.70 (dt, 1, J=10.5, 2.2), 6.75 (dt, 1, J=10.1, 1.8), 6.85 (m, 1), 7.16 (d, 2, J=8.4), 7.47 (d, 2, J=8.4); MS (APCI+) m/z 500 (M+H)⁺.

10

Example 117

N-butyl-N¹-(4-{[3-fluoro-5-(4-methoxytetrahydro-2H-pyran-4-yl)phenoxy]methyl}phenyl)-N,N¹-dimethylurea

The product from Example 30H and N-butyl-N-methylamine were processed as described in Example 30I to provide the title compound as a colorless oil. ¹H NMR (500 MHz, CD₃OD) δ 0.89 (t, 3, J=7.4), 1.23 (m, 2), 1.41 (m, 2), 1.86-1.98 (m, 4), 2.62 (s, 3), 2.97 (s, 3), 3.13 (m, 2), 3.16 (s, 3), 3.74-3.86 (m, 4), 5.09 (s, 2), 6.70 (dt, 1, J=10.5, 2.3), 6.74 (ddd, 1, J= 10.1, 2.3, 1.5), 6.85 (m, 1), 7.11 (d, 2, J=8.5), 7.45 (d, 2, J=8.5); MS (APCI+) m/z 459 (M+H)⁺.

20

Example 118

N-(4-{[3-fluoro-5-(4-methoxytetrahydro-2H-pyran-4-yl)phenoxy]methyl}phenyl)-N¹-isopropyl-N¹-(2-methoxyethyl)-N-methylurea

The product from Example 30H and N-isopropyl-N-(2-methoxyethyl)amine were processed as described in Example 30I to provide the title compound as a colorless oil. ¹H NMR (500 MHz, CD₃OD) δ 0.90 (d, 6, J=6.7), 1.90-2.00 (m, 4), 2.97 (s, 3), 3.13 (s, 3), 3.18 (t, 2, J=6.1), 3.32 (s, 3), 3.41 (t, 2, J=6.1), 3.74-3.86 (m, 4), 3.97 (hept, 1, J=6.7), 5.10 (s, 2), 6.68 (dt, 1, J=10.5, 2.3), 6.74 (ddd, 1, J=10.1, 2.3, 1.5), 6.85 (m, 1), 7.18 (d, 2, J=8.5), 7.45 (d, 2, J=8.5); MS (APCI+) m/z 489 (M+H)⁺.

25

Example 119N,N-diethyl-N'-(4-{[3-fluoro-5-(4-hydroxytetrahydro-2H-pyran-4-yl)phenoxy]methyl}phenyl)-N'-methylurea

5 The product from Example 1D (248 mg, 1.05 mmol) in 2 mL of DMF at 0 °C was treated with sodium hydride (76 mg, 3.17 mmol). The cooling bath was removed and the reaction mixture was treated with the product from Example 30D (214 mg, 1.0 mmol) in 1 mL of DMF. After 3 hours at ambient temperature, the mixture was warmed to 65 °C for 4 days and then 90 °C for 16 hours. The mixture was partitioned between diethyl ether and
10 water and the organic phase was washed with water and concentrated in vacuo. The crude material was purified by column chromatography (98:2 CHCl₃:MeOH) to provide 176 mg (41%) of the title compound as a clear oil. ¹H NMR (400 MHz, CDCl₃) δ 0.95 (t, 6, J=7.0), 1.65 (d, 2, J=12.8), 2.10 (dt, 2, J=13.2, 5.6), 3.11 (q, 4, J=7.0), 3.15 (s, 3), 3.90 (m, 4), 5.00 (s, 2), 6.58 (dt, 1, J=10.0, 2.0), 6.82 (br d, 1, J=10.0), 6.90 (br s, 1), 7.10 (d, 2, J=8.4), 7.35 (d, 2, J= 8.4); ¹³C NMR (100 MHz, CDCl₃) δ 19.9, 38.6, 39.6, 42.0, 63.7, 69.9, 70.6, 100.8 (d), 104.4 (d), 107.5 (d), 123.6, 128.7, 132.2, 147.2, 151.9 (d), 159.9 (d), 162.0 (d), 164.8; IR 3393, 2962, 2870, 1613, 1434 cm⁻¹; HRMS calcd for C₂₄H₃₂FN₂O₄ 431.2346; found: 431.2352.

20

Example 120N-(4-{[3-fluoro-5-(4-hydroxytetrahydro-2H-pyran-4-yl)phenoxy]methyl}phenyl)-N,2-dimethyl-1-pyrrolidinecarboxamide

The product from Example 15C, the product from Example 30D, and sodium hydride were processed as described in Example 119. The residue was purified by column
25 chromatography (98:2 CHCl₃:MeOH) to provide the title compound as a colorless oil. ¹H NMR (300 MHz, CDCl₃) δ 1.25 (d, 3, J=6.0), 1.3-1.4 (m, 1), 1.56-1.7 (m, 3), 1.95-2.2 (m, 5), 2.55-2.67 (m, 1), 3.02-3.25 (m, 2), 3.23 (s, 3), 3.84-4.02 (m, 4), 5.0 (s, 2), 6.59(dt, 1, J=10.6, 2.2), 6.86(dt, 1, J=12.0, 2.2), 6.94 (m,1), 7.14 (d, 2, J=9), 7.39 (d, 2, J=9); MS (APCI+) m/z 443 (M+H)⁺.

Example 121

N-(4-{[3-fluoro-5-(4-hydroxytetrahydro-2H-pyran-4-yl)phenoxy]methyl}phenyl)-N,N',N'-
trimethylurea

5

Example 121A

N-[4-(hydroxymethyl)phenyl]-N,N',N'-trimethylurea

The title compound was prepared using dimethylamine and the procedure(s) described in Example 1A through Example 1D.

10

Example 121B

N-(4-{[3-fluoro-5-(4-hydroxytetrahydro-2H-pyran-4-yl)phenoxy]methyl}phenyl)-N,N',N'-
trimethylurea

The product from Example 121A and the product from Example 30D were processed as described in Example 119 to provide the title compound. ¹H NMR (300 MHz, CDCl₃) δ 1.55-1.65 (m,2), 2.02-2.2 (m, 2), 2.65(s, 6), 3.23 (s, 3), 3.82-3.98 (m, 4), 5.0 (s, 2), 6.60(dt, 1, J=10.3, 2.3), 6.83(ddd, 1, J=10.3, 2.3, 1.6), 6.94 (m,1), 7.0 (d, 2, J=8.5), 7.3 (d, 2, J=8.5); MS (APCI+) m/z 403 (M+H)⁺.

20

Example 122

N-[4-({3-fluoro-5-[4-(2-propynyloxy)tetrahydro-2H-pyran-4-yl]phenoxy}methyl)phenyl]-
N,N',N'-trimethylurea

The product from Example 121B, propargyl bromide, and sodium hydride were processed as described in Example 119 to provide the title compound. ¹H NMR (300 MHz, CD₃OD) δ 1.84-1.94 (m, 4), 2.6 (s, 6), 2.69 (t, 1, J=2.5), 3.08 (s, 3), 3.66 (d, 2, J=2.5), 3.68 (m, 2), 3.82 (m, 2) 5.0 (s, 2), 6.71 (dt, 1, J=10.5, 2.2), 6.77 (ddd, 1, J=10.0, 2.3, 1.5), 6.88 (m, 1), 7.10 (d, 1, J=8.6), 7.45 (d, 1, J=8.6); MS (DCI/NH₃) m/z 441 (M+H)⁺.

25

117

Example 123

N,N-diethyl-N'-(4-{[3-(4-ethyltetrahydro-2H-pyran-4-yl)phenoxy]methyl}phenyl)-N'-methylurea

5

Example 123A

4-[3-(benzyloxy)phenyl]tetrahydro-2H-pyran-4-carbaldehyde

The title compound was prepared according to the procedure described in EP 0 462 830 A2.

10

Example 123B

4-[3-(benzyloxy)phenyl]-4-vinyltetrahydro-2H-pyran

Methyltriphenylphosphonium bromide (0.15 g, 0.41 mmol) in 8 mL of anhydrous THF:Et₂O (3:1) was slowly treated with a solution of n-butyllithium in hexane (2.5 M, 0.17 mL, 0.41 mmol) via syringe. After 2 hours at ambient temperature, the reaction mixture was treated with the product from Example 123A (0.11 g, 0.37 mmol) in 3 mL of diethyl ether. The reaction mixture was stirred overnight and the resultant precipitate was filtered, washed with diethyl ether, and chromatographed on silica gel (90:10 hexanes:acetone) to provide 0.025 grams (25%) of the title compound as a glassy solid. ¹H NMR (300 MHz, CDCl₃) δ 1.98 (dt, 2, J=12, 7.5), 2.1-2.2 (m, 2), 3.7-3.8 (m, 4), 4.95 (dd, 1, J=18.0, 1.0), 5.05 (s, 2), 5.15 (dd, 1, J=10.5, 1), 5.82 (dd, 1, J=18, 10.5), 6.82 (dd, 1, J=7.5, 2), 6.92 (m, 2), 7.25 (s, 1), 7.3-7.49 (m, 5).

20

Example 123C

3-(4-ethyltetrahydro-2H-pyran-4-yl)phenol

The product from Example 123B (0.048 g, 0.163 mmol) in EtOH (2 mL) was treated with 10% Pd/C (0.03 g) under an atmosphere of hydrogen overnight. The mixture was then filtered through Celite and a 0.2 micron filter and evaporated in vacuo to provide 0.025 grams (75%) of the title compound as a white solid. ¹H NMR (300 MHz, CDCl₃) δ 0.56 (t, 3, J=7.5), 1.62 (q, 2, J=7.5), 1.7-1.82 (m, 2), 2.02-2.18 (m, 2), 3.5-3.62 (dt, 2, J=8, 3), 3.72-3.82

25

(m, 2), 4.05 (q, 2, J=9), 6.65 (dd, 1, J=8, 2), 6.78 (m, 1), 6.82 (d, 1, J=8), 7.2 (t, 1, J=8); MS (DCI/NH₃) m/z 224 (M+NH₄)⁺.

Example 123D

5 N-[4-(bromomethyl)phenyl]-N',N'-diethyl-N-methylurea

The product from Example 1D (1.6 g, 6.8 mmol) in 10 mL of CCl₄ was treated with pyridine (0.27 mL, 3.4 mmol) followed by phosphorous tribromide (1.3 mL, 14.1 mmol) at 0 °C. The reaction mixture was stirred for 1 hour at 0 °C and then allowed to warm to ambient temperature and stirred overnight. The mixture was poured into iced water and extracted with
10 CH₂Cl₂ (50 mL, 2X). The combined organic phases were combined, washed with brine, water, dried over MgSO₄, filtered, and concentrated in vacuo to provide 1.56 grams (77%) of the title compound as a semisolid. ¹H NMR (300 MHz, CDCl₃) δ 0.95 (t, 6, J=7), 3.3.1-3.15 (m, 7), 4.49 (s, 2), 7.04 (d, 2, J=9), 7.44 (d, 2, J=9); MS (APCI+) m/z 299, 301 (M+H)⁺.

15 Example 123E

N,N-diethyl-N'-(4-{[3-(4-ethyltetrahydro-2H-pyran-4-yl)phenoxy]methyl}phenyl)-N'-methylurea

The product from Example 123C (0.021 g, 0.11 mmol) in 1mL of DMF was treated with solid sodium hydride (0.005 g, 0.2 mmol) at ambient temperature. After stirring for 30
20 minutes, the reaction mixture was treated with the product from Example 123D (0.036 g, 0.12 mmol) in 0.5 mL of DMF. The mixture was stirred overnight. The mixture was quenched with water and saturated aqueous NH₄Cl (3 ml) and extracted with diethyl ether and ethyl acetate. The combined organic layers were washed with brine, dried over MgSO₄, filtered, and concentrated to provide an oily residue (0.109 g), which was chromatographed on silica
25 gel (80:20 hexanes:acetone) to provide 0.018 grams (36%) of the title compound as a glassy solid. ¹H NMR (300 MHz, CDCl₃) δ 0.56 (t, 3, J=7.5), 0.9-1.01 (m, 6), 1.58-1.66 (dd, 2, J=7.5), 1.7-1.82 (ddd, 2, J=10, 3, 3), 2.04-2.18 (dt, 2, J=7.5, 3), 3.05-3.25 (m, 7), 3.5-3.6 (dt, 2, J=10, 3), 3.72-3.82 (m, 2), 5.02 (s, 2), 6.82 (dd, 1, J=8, 2), 6.89 (m, 2), 7.1 (d, 2, J=8), 7.25 (m,1), 7.4 (d, 2, J=8); MS (APCI+) m/z 425 (M+H)⁺.

Example 124

ethyl 4-[3-({4-[[[(diethylamino)carbonyl](methyl)amino]benzyl}oxy)phenyl]tetrahydro-2H-pyran-4-carboxylate

5

Example 124A

ethyl 4-[3-(benzyloxy)phenyl]tetrahydro-2H-pyran-4-carboxylate

The title compound was prepared according to the procedure described in EP 0 462 830 A2.

10

Example 124B

ethyl 4-(3-hydroxyphenyl)tetrahydro-2H-pyran-4-carboxylate

The product from Example 124A (0.74g, 2.17 mmol) in EtOH (2 mL) was treated with 10% Pd/C (0.34 g) under an atmosphere of hydrogen overnight. The mixture was filtered through celite and a 0.2 micron filter and evaporated in vacuo to provide 0.49 grams (90%) of the title compound as a white solid. ¹H NMR (300 MHz, CDCl₃) δ 1.2 (t, 3, J= 7.5), 1.9-2.04 (m, 2), 2.5 (dd, 2, J=12, 3), 3.58 (dt, 2, J=10.5, 3), 3.98 (dt, 2, J=10.5, 3), 4.06 (q, 2, J= 7.5), 5.08 (s,1), 6.75 (d, 1, J=9), 6.88 (m,1), 6.95 (d, 1, J=9), 7.25 (t, 1, J=9); MS (APCI+) m/z 341 (M+H)⁺.

20

Example 124C

ethyl 4-[3-({4-[[[(diethylamino)carbonyl](methyl)amino]benzyl}oxy)phenyl]tetrahydro-2H-pyran-4-carboxylate

The product from Example 124B (0.078 g, 0.26 mmol) in 1mL of DMF was treated with solid sodium hydride (0.007g, 0.28 mmol) at ambient temperature. After stirring for 30 minutes, the reaction mixture was treated with the product from Example 123D (0.06 g, 0.24 mmol) in 0.5 mL. The mixture was stirred overnight. The mixture was quenched with water and saturated aqueous NH₄Cl (3 mL) and extracted with diethyl ether and ethyl acetate. The combined organic layers were washed with brine, dried over MgSO₄, filtered, and

120

concentrated to provide an oily residue (0.109 g), which was chromatographed on silica gel (80:20 hexanes: acetone) to provide 0.027 grams (24%) of the title compound as a glassy solid. ¹H NMR (300 MHz, CDCl₃) δ 0.95 (t, 6, J=7.5), 1.2 (t, 3, J=7.5), 1.9-2.04 (m, 2), 2.48-2.55 (m, 2), 3.09-3.16 (m, 7), 3.5-3.62 (dt, 2, J=10.5, 3), 3.88-3.97 (dt, 2, J=10.5, 3), 4.05 (q, 2, J=7.5), 5.0 (s, 2), 6.9 (dt, 1, J=12, 2), 6.98-7.05 (m, 2), 7.1 (d, 2, J=9), 7.25 (m,1), 7.1 (d, 2, J=9); MS (APCI+) m/z 469 (M+H)⁺.

Example 125

N,N-diethyl-N'-(4-{[3-fluoro-5-(1-hydroxycyclohexyl)phenoxy]methyl}phenyl)-N'-methylurea

10

Example 125A

1-[3-(benzyloxy)-5-fluorophenyl]cyclohexanol

15

The product from Example 128A and cyclohexanone were processed as described in Example 128B to provide the title compound.

Example 125B

3-fluoro-5-(1-hydroxycyclohexyl)phenol

20

The product from Example 125A was processed as described in Example 126C to provide the title compound.

Example 125C

N,N-diethyl-N'-(4-{[3-fluoro-5-(1-hydroxycyclohexyl)phenoxy]methyl}phenyl)-N'-methylurea

25

The product from Example 125B (0.17 g, 0.81 mmol) in 3 mL of DMF was treated with solid sodium hydride (0.048 g, 2.0 mmol) at ambient temperature. After stirring for 20 minutes, the reaction mixture was treated with the product from Example 123D (0.22 g, 1.05 mmol) in 2 mL of DMF and allowed to stir overnight. The mixture was quenched with water and saturated aqueous ammonium hydroxide (5 mL) and extracted with diethyl ether and

121

ethyl acetate. The organic layer was washed with brine, dried over MgSO₄, filtered, and concentrated to provide an oily residue (0.2 g), which was chromatographed on silica gel (80:20 hexanes:acetone) to provide 0.065 grams (19%) of the title compound as a white solid. ¹H NMR (300 MHz, CDCl₃) δ 0.98 (m, 6), 1.64-1.81 (m, 10), 3.08-3.18 (m, 4), 3.21 (s, 3), 5.0 (s, 2), 6.55 (dt, 1, J=10.5, 3), 6.8 (dt, 1, J=10.5, 3), 6.92 (m, 1), 7.1 (d, 2, J=7.5), 7.38 (d, 2, J=7.5); MS (APCI+) m/z 463 (M+Cl)⁺.

Example 126

N-{4-[(3-fluoro-5-tetrahydro-2H-pyran-4-ylphenoxy)methyl]phenyl}-N,2-dimethyl-1-pyrrolidinecarboxamide

Example 126A

4-[3-(benzyloxy)-5-fluorophenyl]tetrahydro-2H-pyran-4-ol

The product from Example 128A and tetrahydro-4H-pyran-4-one were processed as described in Example 128B to provide the title compound.

Example 126B

4-[3-(benzyloxy)-5-fluorophenyl]tetrahydro-2H-pyran

The product from Example 126A (250 mg, 0.83 mmol) in 5 mL of trifluoroacetic acid and 1 mL of CH₂Cl₂ was treated with triethylsilane (5 mL). After 10 hours, the mixture was concentrated in vacuo and the crude material was purified by column chromatography (CHCl₃) to provide 102 mg (43%) of a colorless oil. ¹H NMR (400 MHz, CDCl₃) δ 1.60-1.70 (m, 4), 2.62 (m, 1), 3.40 (m, 2), 3.97 (m, 2), 4.93 (s, 2), 6.46 (m, 2), 6.56 (t, 1, J=2.1), 7.20-7.35 (m, 5); ¹³C NMR (100 MHz, CDCl₃) δ 34.5, 42.3, 69.0, 71.1, 100.9 (d), 107.0 (d), 110.3 (d), 128.3, 128.9, 129.4, 137.3, 149.8 (d), 160.9 (d), 165.7; HRMS calcd for C₁₈H₁₉FO₂: 286.1369; found 286.1367.

Example 126C

3-fluoro-5-tetrahydro-2H-pyran-4-ylphenol

122

The product from Example 126B (100 mg) in 10 mL of ethanol was treated with 10% Pd/C under an atmosphere of hydrogen for 5 hours. The mixture was filtered through a plug of celite and concentrated in vacuo to provide the title compound. ¹H NMR (400 MHz, CDCl₃) δ 1.70 (m, 4), 2.70 (m, 1), 3.55 (m, 2), 4.00 (dt, 2, J=11.2, 3.0), 6.32 (dt, 1, J=10.5, 2.2), 6.44 (dt, 1, J=10.2, 1.7), 6.48 (t, 1, J=1.7).

Example 126D

N-{4-[(3-fluoro-5-tetrahydro-2H-pyran-4-ylphenoxy)methyl]phenyl}-N,2-dimethyl-1-pyrrolidinecarboxamide

The product from Example 126C (34 mg, 0.17 mmol) and the product from Example 47A (80 mg, 0.26 mmol) in 1 mL of DMF were treated with sodium hydride (16 mg, 0.67 mmol). After 2 hours, the mixture was partitioned between diethyl ether and water. The phases were separated and the organic phase was washed with water and concentrated in vacuo. The crude material was purified by column chromatography (200:1 CHCl₃:MeOH) to provide 45 mg (62%) of the title compound. ¹H NMR (400 MHz, CDCl₃) δ 1.16 (d, 2, J=6.0), 1.26 (m, 1), 1.55 (m, 2), 1.68 (m, 4), 1.92 (m, 1), 2.56 (m, 1), 2.64 (m, 1), 3.00 (dq, 1, J=10.6, 3.0), 3.16 (s, 3), 3.43 (m, 2), 3.90 (sext, 1, J=6.8), 4.00 (dt, 2, J=11.4, 3.0), 4.91 (s, 2), 6.48 (m, 2), 6.57 (t, 1, J=1.7), 7.06 (d, 2, J=8.7), 7.30 (d, 2, J=8.7); ¹³C NMR (100 MHz, CDCl₃) δ 20.0, 24.8, 29.6, 33.6, 39.0, 41.5, 49.1, 54.0, 100.0 (d), 106.2 (d), 109.4 (d), 124.5, 128.6, 132.2, 149.0 (d), 159.9 (d), 161.0 (d), 164.8; IR 2924, 2852, 1644, 1612, 1381 cm⁻¹; HRMS calcd for 427.2397, found 427.2392.

Example 127

N,N-diethyl-N'-{4-[(3-fluoro-5-tetrahydro-2H-pyran-4-ylphenoxy)methyl]phenyl}-N'-methylurea

The product from Example 123D (78 mg, 0.26 mmol) and the product from Example 126C (38 mg, 0.19 mmol) were processed as described in Example 126D. The resultant crude material was purified by column chromatography (200:1 CHCl₃:MeOH) to afford 38 mg (48%) of the title compound. ¹H NMR (400 MHz, CDCl₃) δ 0.88 (t, 6, J=7.2), 1.68 (m,

123

4), 2.63 (m, 1), 3.06 (q, 4, J=7.2), 3.10 (s, 3), 3.43 (m, 2), 4.00 (m, 2), 4.92 (s, 2), 6.46 (m, 2), 6.56 (m, 1), 7.02 (d, 2, J=8.6), 7.30 (d, 2, J=8.6); ¹³C NMR (100 MHz, CDCl₃) δ 12.9, 29.7, 33.6, 41.5, 42.1, 68.1, 69.8, 100.1 (d), 106.2 (d), 109.5 (d), 123.7, 128.7, 132.4, 149.0 (d), 159.9 (d), 162.0 (d), 164.8; IR 1649, 1614, 1458 cm⁻¹; HRMS calcd for 415.2397, found
5 415.2377.

Example 128

tert-butyl 4-[3-({4-[[[(diethylamino)carbonyl](methyl)amino]benzyl}oxy)-5-fluorophenyl]-4-
hydroxy-1-piperidinecarboxylate

10

Example 128A

1-(benzyloxy)-3-bromo-5-fluorobenzene

Benzyl alcohol and 1-bromo-3,5-difluorobenzene were processed as described in Example 15D to provide the title compound.

15

Example 128B

tert-butyl 4-[3-(benzyloxy)-5-fluorophenyl]-4-hydroxy-1-piperidinecarboxylate

The Grignard reagent prepared from magnesium turnings (0.75 g, 28.5 mmol), a few drops of 1,2-dibromoethane, a crystal of iodine, and the product from Example 128A (8 g, 28.5 mmol) in dry diethyl ether (50 mL) was treated with tert-butyl 4-oxo-1-
20 piperidinecarboxylate (6.25 g, 31.4 mmol) in diethyl ether (100 mL) dropwise. The mixture was stirred overnight and then partitioned between diethyl ether and saturated aqueous NH₄Cl. The combined organic phases were washed with brine, water, dried over MgSO₄, and evaporated in vacuo to provide 7.2 grams (65%) of the title compound as a white crystalline
25 solid. ¹H NMR (300 MHz, CDCl₃) δ 1.5 (s, 9), 1.58-1.62 (m, 2), 1.88-2.0 (m, 2), 3.1-3.29 (m, 2), 3.98-4.12 (br m, 2), 5.05 (s, 2), 6.6 (dt, 1, J=10.5, 2), 6.78 (dt, 1, J=10.5, 2), 6.9 (m, 1), 7.34-7.45 (m, 5); MS (APCI+) m/z 302 (M+H-Boc)⁺.

124

Example 128Ctert-butyl 4-(3-fluoro-5-hydroxyphenyl)-4-hydroxy-1-piperidinecarboxylate

The product from Example 128B was processed as described in Example 126C to provide the title compound.

5

Example 128Dtert-butyl 4-[3-({4-[[[(diethylamino)carbonyl](methyl)amino]benzyl}oxy)-5-fluorophenyl]-4-hydroxy-1-piperidinecarboxylate

The product from Example 128C (0.9 g, 3.81 mmol) in 6 mL of DMF was treated with solid sodium hydride (0.2 g, 8.33 mmol) at ambient temperature. After 30 minutes of stirring, the reaction mixture was treated with the product from Example 123D (1.3 g, 4.15 mmol) in 2 mL of DMF. The mixture was heated at 75 °C overnight. After cooling to ambient temperature, the mixture was quenched with water and saturated aqueous NH₄Cl (3 ml), and extracted with diethyl ether and ethyl acetate. The organic layer was washed with brine, dried over MgSO₄, filtered, and concentrated to provide an oily residue (0.9 g), which was chromatographed on silica gel (70 :30 hexanes:acetone) to provide 0.26 grams (13%) of the title compound as a white solid. ¹H NMR (300 MHz, CDCl₃) δ 0.95 (t, 6, J=7), 1.5 (s, 9), 1.62-1.74 (m, 2), 1.88-2.2 (m, 2), 3.06-3.3 (m, 9), 3.98-4.11 (br m, 2), 5.0 (s, 2), 6.58 (dt, 1, J=10.5, 3), 6.8 (dt, 1, J=10.5, 2), 6.9 (bs,1), 7.1 (d, 2, J=7.5), 7.38 (d, 2, J=7.5); MS (APCI+) m/z 530 (M+H)⁺.

20

Example 1295-{{3-(1-benzyl-4-hydroxy-4-piperidiny)-5-fluorophenoxy]methyl}-1,3-dimethyl-1,3-dihydro-2H-benzimidazol-2-one

25

Example 129Amethyl 2-oxo-2,3-dihydro-1H-benzimidazole-5-carboxylate

Methyl 3,4-diaminobenzoate (1.8 g, 10.85 mmol) in 20 mL of THF:DMF (1:1) was treated with 1,1'-carbonyldiimidazole (1.95 g, 11.95 mmol). A pale white solid slowly

125

precipitated during overnight stirring. The solid was filtered, washed with a small amount of THF, and dried in vacuo to provide 1.75 g (84%) of the title compound. ¹H NMR (300 MHz, DMSO-d₆) δ 3.83 (s, 3), 7.02 (d, 1, J=7.5), 7.48 (dd, 1, J=7.5, 2.0), 7.64 (dd, 1, J=7.5, 2.0), 10.92 (br s,1), 11.05 (br s,1); MS (DCI/NH₃) 193 (M+H)⁺; 210 (M+NH₄)⁺.

5

Example 129B

methyl 1,3-dimethyl-2-oxo-2,3-dihydro-1H-benzimidazole-5-carboxylate

The product from Example 129A (10.2 g, 53.13 mmol) in 300 mL of THF:DMF (1:3) was treated with sodium hydride (2.8 g, 117 mmol). After 20 minutes, the suspension was treated with methyl iodide (8 mL) via syringe and the reaction monitored by TLC (hexane:acetone 3:2). The reaction mixture was diluted with water and extracted with an excess of diethyl ether. The combined organic phases were washed with 100 mL of brine, dried over MgSO₄, filtered, and concentrated in vacuo to provide 9.8 g (84%) of the title compound. ¹H NMR (300 MHz, DMSO-d₆) δ 3.34 (s, 3), 3.38 (s, 3), 3.85 (s, 3), 7.25 (d, 1, J=7.5), 7.69 (d, 1, J=2.0), 7.77 (dd, 1, J=7.5, 2.0); MS (APCI+) m/z 221 (M+H)⁺.

15

Example 129C

5-(hydroxymethyl)-1,3-dimethyl-1,3-dihydro-2H-benzimidazol-2-one

The product from Example 129B (10 g, 45.5 mmol) in 350 mL of THF and 2 mL of MeOH was treated with lithium borohydride (5 g, 229 mmol) and then refluxed for 3 hours. After cooling on ice, the mixture was slowly quenched by the addition of saturated aqueous NH₄Cl followed by addition of water. The mixture was extracted with ethyl acetate (1.5 L) and the combined organic layers were washed with 1N HCl, brine, dried over MgSO₄, filtered, and concentrated in vacuo to provide 6.9 g (79%) of the title compound as a solid. ¹H NMR (300 MHz, CDCl₃) δ 3.42 (s, 6), 4.74 (s, 2), 6.92 (d, 1, J=7.5), 7.05 (s, 1), 7.08 (d, 1, J=7.5); ¹H NMR (300 MHz, DMSO-d₆) δ 3.34 (s, 6), 4.52 (d, 2, J=6.0), 5.15 (t, 1, J=6.0), 7.02 (d, 1, J=7.5), 7.08 (d, 1, J=2.0), 7.11(s, 1); MS (DCI/NH₃) m/z 193 (M+H)⁺; 210 (M+NH₄)⁺.

25

126

Example 129D1-benzyl-4-(3,5-difluorophenyl)-4-piperidinol

A solution of the Grignard reagent, prepared from 1-bromo-3,5-difluorobenzene (10 g, 51.8 mmol), three drops of 1,2-dibromoethane, one crystal of iodine, and magnesium turnings (1.35 g, 56.25 mmol) in dry diethyl ether (60 mL), was treated with a solution of 1-benzyl-4-piperidinone (10.1 g, 53.5 mmol) in diethyl ether (60 mL) dropwise at ambient temperature. The mixture was stirred overnight and then partitioned between diethyl ether and saturated aqueous NH₄Cl. The organic phase was washed with brine, water, dried over MgSO₄, and concentrated in vacuo to provide the title compound (6.1 g, 38%) as a solid. ¹H NMR (300 MHz, CDCl₃) δ 1.72 (m, 2), 2.05-2.2 (dt, 2, J=12, 3), 2.4-2.5 (dt, 2, J=10.5, 3), 2.75-2.95 (br d, 2, J=10.5), 3.6 (s, 2), 6.69 (tt, 1, J=10.5, 3), 7.04 (m, 2), 7.28-7.4 (m, 5); MS (APCI+) m/z 303 (M+H)⁺.

Example 129E

5-([3-(1-benzyl-4-hydroxy-4-piperidinyl)-5-fluorophenoxy]methyl)-1,3-dimethyl-1,3-dihydro-2H-benzimidazol-2-one

The product from Example 129C (0.5 g, 2.6 mmol) in 5 mL of DMF was treated with sodium hydride (0.190 g, 7.9 mmol) at ambient temperature. The resulting mixture was stirred for 30 minutes and then treated with a solution of the product from Example 129D (0.91 g, 3 mmol) in 3 mL of DMF. The mixture was heated at 60 °C overnight. After cooling to ambient temperature, the mixture was quenched with water and saturated aqueous NH₄Cl (3 mL), and extracted with diethyl ether and ethyl acetate. The organic layer was washed with brine, dried over MgSO₄, filtered, and concentrated to provide a solid, which was crystallized from MeOH and ethyl acetate to provide 0.72 g (58%) of the title compound as a solid. ¹H NMR (300 MHz, DMSO-d₆) δ 1.68-1.85 (m, 2), 2.26-2.48 (m, 2), 3.2-3.3 (m, 4), 3.31-3.42 (m, 6), 4.36 (m, 2), 5.1 (s, 2), 6.78-6.88 (m, 2), 6.92 (br s, 1), 7.10-7.22 (m, 3), 7.42-7.54 (m, 5); MS (APCI+) m/z 476 (M+H)⁺.

127

Example 130

5-{{3-(trans-1,4-dimethoxycyclohexyl)-5-fluorophenoxy}methyl}-1,3-dimethyl-1,3-dihydro-2H-benzimidazol-2-one

5 The title compound [Registry Number 155821-58-2] was prepared according to the procedure described in WO 94/05638.

Example 131

5-{{3-fluoro-5-(8-hydroxy-1,4-dioxaspiro[4.5]dec-8-yl)phenoxy}methyl}-1,3-dimethyl-1,3-dihydro-2H-benzimidazol-2-one

10

Example 131A

8-(3,5-difluorophenyl)-1,4-dioxaspiro[4.5]decan-8-ol

15 The Grignard reagent prepared from magnesium turnings (1.3 g, 53.5 mmol), 1-bromo-3,5-difluorobenzene (10 g, 51.8 mmol), and several drops of 1,2-dibromoethane in 100 mL of diethyl ether was treated with 1,4-dioxaspiro[4.5]decan-8-one (8.2 g, 52.6 mmol) in 100 mL of diethyl ether over 1 hour dropwise. After 16 hours, the mixture was quenched by the addition of 200 mL of saturated aqueous NH₄Cl. The phases were separated and the organic phase was concentrated in vacuo. The crude material was crystallized from 20 mL of hot ethyl acetate to provide 8.6 grams (61%) of the title compound as a white solid. ¹H NMR (400 MHz, CDCl₃) δ 1.70 (m, 4), 2.05 (m, 4), 2.32 (br s, 1), 3.95 (s, 4), 6.66 (tt, 1, J=8.7, 2.3), 7.04 (m, 2); ¹³C NMR (100 MHz, CDCl₃) δ 30.5, 36.3, 64.1, 64.2, 72.2, 102.0, 108.1 (m), 153.2 (t), 161.7 (d), 164.1 (d); IR 3513, 1625, 1595, 1439 cm⁻¹; Anal calcd for C₁₄H₁₆F₂O₃: C, 62.22; H, 5.97; found: C, 62.38; H, 5.93.

25

Example 131B

5-{{3-fluoro-5-(8-hydroxy-1,4-dioxaspiro[4.5]dec-8-yl)phenoxy}methyl}-1,3-dimethyl-1,3-dihydro-2H-benzimidazol-2-one

The product from Example 129C (0.2 g, 1.05 mmol) in 5 mL of DMF was treated with sodium hydride (0.075 g, 3.1 mmol) at ambient temperature. After stirring for 30

minutes, the mixture was treated with the product from Example 131A (0.3 g, 1.1 mmol) in 1.5 mL of DMF. The mixture was heated at 60 °C overnight. After cooling to ambient temperature, the mixture was quenched with water and saturated aqueous NH₄Cl (3 mL), and extracted with diethyl ether and ethyl acetate. The combined organic layers were washed
5 with brine, dried over MgSO₄, filtered, and concentrated to provide an oily residue which was chromatographed on silica gel (60:40 hexane:acetone) to provide 0.16g (32%) of the title compound as a white solid. ¹H NMR (300 MHz, CDCl₃) δ 1.71(d, 2, J=10.5), 1.78 (d, 2, J=10.5), 2.0-2.2 (m, 4), 3.45 (2s, 6), 3.98-4.05 (m, 4), 5.08 (m, 2), 6.6 (dt, 1, J=10.5, 3), 6.85 (dt, 1, J=10.5, 3), 6.98 (m, 2), 7.08 (s,1), 7.15 (d, 1, J=9); MS: APCI (M+Cl-neg.ion) 477;
10 FAB (HRMS) calculated for C₂₄H₂₈O₅N₂F: 443.1982. Found: 443.1966.

Example 132

5-{[3-fluoro-5-(4-methoxytetrahydro-2H-pyran-4-yl)phenoxy]methyl}-1,3-dimethyl-1,3-dihydro-2H-benzimidazol-2-one

15 The product from Example 129C (0.2 g, 1.05 mmol) in 5 mL of DMF was treated with solid sodium hydride (0.075 g, 3.1 mmol) at ambient temperature. After stirring for 30 minutes, the reaction mixture was treated with the product from Example 131A (0.3 g, 1.1 mmol) in 1.5 mL of DMF and then heated at 60 °C overnight. After cooling to ambient temperature, the mixture was quenched with water and saturated aqueous NH₄Cl (3 mL), and
20 extracted with diethyl ether and ethyl acetate. The combined organic layers were washed with brine, dried over MgSO₄, filtered, and concentrated to provide an oily residue (0.2 g), which was chromatographed on silica gel (60:40 hexanes:acetone) to provide 0.16 g (32%) of the title compound as a white solid. ¹H NMR (300 MHz, CDCl₃) δ 1.71(d, 2, J=10.5), 1.78 (d, 2, J=10.5), 2.0-2.2 (m, 4), 3.45 (2s, 6), 3.98-4.05 (m, 4), 5.08 (m, 2), 6.6 (dt, 1, J=10.5, 3),
25 6.85 (dt, 1, J=10.5, 3), 6.98 (m, 2), 7.08 (s,1), 7.15 (d, 1, J=9); MS (APCI-) m/z (M-H+Cl)⁻ 477; FAB HRMS: calculated for: C₂₄H₂₈O₅N₂F: 443.1982. Found: 443.1966.

129

Example 133

N-allyl-N'-(4-[[3-(trans-1,4-dimethoxycyclohexyl)-5-fluorophenoxy]methyl]phenyl)-N,N'-dimethylurea

5

Example 133A

methyl 4-[[allylamino]carbonyl]amino}benzoate

Methyl 4-aminobenzoate (19.7 g, 130 mmol) in 100 mL of THF was treated with allylisocyanate (18 mL, 204 mmol), refluxed for 16 hours, and then concentrated in vacuo. The crude material was crystallized from 500 mL of hot ethyl acetate to afford 23.9 g (79%) of the title compound as a white solid. ¹H NMR (400 MHz, CDCl₃) δ 3.68 (br s, 1), 3.83 (m, 2), 3.87 (s, 3), 5.10 (br d, 1, J=8.9), 5.20 (br d, 1, J=17.3), 5.85 (m, 1), 7.43 (m, 2), 7.90 (m, 2); ¹³C NMR (100 MHz, CDCl₃) δ 41.9, 51.6, 115.3, 117.3, 122.9, 130.6, 134.6, 144.1, 155.6, 167.2; IR 3372, 1678, 1590, 1531 cm⁻¹; Anal calcd for C₁₂H₁₄N₂O₃: C, 61.53; H, 6.02; N, 11.96; found: C, 61.74; H, 6.11; N, 12.04.

15

Example 133B

methyl 4-[[allyl(methyl)amino]carbonyl](methyl)amino]benzoate

The product from Example 133A (1.08 g, 4.62 mmol) in 15 mL of DMF was treated with CsCO₃ (4.4 g, 13.5 mmol) and methyl iodide (1 mL, 16.1 mmol). After 3 days at ambient temperature, the mixture was partitioned between 50 mL of diethyl ether and 50 mL of water and the phases were separated. The organic phase was washed with water, dried over Na₂SO₄, and concentrated in vacuo. The crude material was purified by column chromatography (80:20 hexanes:ethyl acetate) to provide 436 mg (36%) of the title compound. ¹H NMR (400 MHz, CDCl₃) δ 2.62 (s, 3), 3.26 (s, 3), 3.80 (br d, 2, J=6.3), 3.90 (s, 3), 5.14 (m, 2), 5.72 (ddt, 1, J=16.5, 10.6, 6.3), 7.06 (d, 2, J=8.9), 7.98 (d, 2, J=8.9); ¹³C NMR (100 MHz, CDCl₃) δ 35.3, 38.3, 51.9, 52.5, 117.8, 120.9, 124.6, 130.9, 132.9, 150.4, 160.8, 166.4; IR 1719, 1655, 1606 cm⁻¹; Anal calcd for C₁₄H₁₈N₂O₃: C, 64.10; H, 6.92; N, 10.68. Found: C, 64.37; H, 6.81; N, 10.39.

130

Example 133CN-allyl-N'-[4-(hydroxymethyl)phenyl]-N,N'-dimethylurea

The product from Example 133B (3.75 g, 14.3 mmol) in 50 mL of diethyl ether was cooled to 0 °C and treated with lithium aluminum hydride (595 mg, 15.7 mmol). After 3
5 hours at 0 °C, the cooling bath was removed and stirring continued for an additional 2 hours. The reaction mixture was quenched by the successive addition of 0.6 mL of water, 0.6 mL of 2N NaOH, and 1.8 mL of water. The mixture was partitioned between 1N HCl and diethyl ether and the phases were separated. The organic phase was washed with water and concentrated in vacuo to give 1.6 g (48%) of the title compound, which was used without
10 further purification. ¹H NMR (400 MHz, CDCl₃) δ 2.55 (s, 3), 3.20 (s, 3), 3.75 (d, 2, J=6.3), 4.68 (s, 3), 5.10 (m, 2), 5.64 (ddt, 1, J=16.5, 10.6, 6.3), 7.08 (d, 2, J=8.5), 7.34 (d, 2, J=8.5).

Example 133DN-allyl-N'-[4-(bromomethyl)phenyl]-N,N'-dimethylurea

15 The product from Example 133C (647 mg, 2.76 mmol) in 30 mL of CCl₄ was cooled to 0 °C and treated with pyridine (110 μL, 1.36 mmol) and then PBr₃ (520 μL, 5.53 mmol). After 20 minutes, the cooling bath was removed and the reaction mixture was allowed to stir for 10 minutes at ambient temperature. The white mixture was partitioned between methylene chloride and water and the phases were separated. The organic phase was washed
20 with water and concentrated in vacuo to provide 800 mg of the title compound as a colorless oil, which was used without further purification. ¹H NMR (400 MHz, CDCl₃) δ 2.55 (s, 3), 3.18 (s, 3), 3.75 (d, 2, J=5.9), 4.40 (s, 2), 5.10 (m, 2), 5.64 (m, 1), 7.11 (d, 2, J=8.5), 7.35 (d, 2, J=8.1).

25

Example 133E3-(trans-1,4-dimethoxycyclohexyl)-5-fluorophenol

The title compound was prepared using the procedure described in US 5,407,959.

131

Example 133FN-allyl-N'-(4-{[3-(trans-1,4-dimethoxycyclohexyl)-5-fluorophenoxy]methyl}phenyl)-N,N'-dimethylurea

Sodium hydride (18 mg, 0.45 mmol) in 0.5 mL of DMF was treated with the product
5 from Example 133E (50 mg, 0.20 mmol) in 0.5 mL of DMF. After stirring for 2 hours at
ambient temperature, the product from Example 133D (57 mg, 0.19 mmol) in 1 mL of DMF
was added to the reaction mixture. After 2 hours at ambient temperature, the mixture was
partitioned between ethyl acetate and water and the phases separated. The organic phase was
washed with water and concentrated in vacuo. The crude material was purified by column
10 chromatography (99:1 CHCl₃:MeOH) to provide 61 mg (68%) of the title compound as a
clear oil. ¹H NMR (400 MHz, CDCl₃) δ 1.81 (m, 6), 1.95 (m, 2), 2.56 (s, 3), 2.98 (s, 3), 3.21
(s, 3), 3.32 (s, 3), 3.50 (m, 1), 3.75 (m, 2), 5.0 (m, 2), 5.10 (m, 2), 5.64 (m, 1), 6.57 (dt, 1,
J=10.4, 2.2), 6.75 (ddd, 1, J=10.0, 2.4, 1.2), 6.84 (m, 1), 7.06 (d, 1, J=8.4), 7.10 (d, 2, J=8.4),
7.30 (d, 1, J=8.4), 7.38 (d, 2, J=8.4); ¹³C NMR (100 MHz, CDCl₃) δ 25.1, 29.4, 35.5, 39.6,
15 52.7, 55.6, 69.8, 74.2, 100.8 (d), 105.9 (d), 108.7 (d), 117.4, 123.8, 128.7, 132.4, 133.4,
146.7, 149.3, 159.8 (d), 162.0 (d), 164.8.

Example 134N-(4-{[3-(trans-1,4-dimethoxycyclohexyl)-5-fluorophenoxy]methyl}phenyl)-N',N'-diethyl-N-
20 methylurea

The product from Example 133E (90 mg, 0.35 mmol) in 1 mL of DMF was treated
with sodium hydride (22 mg, 0.92 mmol) and then the product from Example 123D (120 mg,
0.40 mmol) in 1 mL of DMF via cannula. The resultant brown slurry was stirred at ambient
temperature for 2 hours and then partitioned between diethyl ether and water. The phases
25 were separated and the organic phase was washed with water and concentrated in vacuo. The
crude material was purified by column chromatography (98:2 CHCl₃:MeOH) to provide 87
mg (84%) of the title compound. ¹H NMR (400 MHz, CDCl₃) δ 0.95 (t, 6, J=7.1), 1.8 (m, 6),
1.95 (m, 2), 3.12 (q, 4, J=7.1), 3.16 (s, 3), 3.32 (s, 3), 3.50 (m, 1), 5.00 (s, 2), 6.57 (dt, 1,
J=10.2, 2.2), 6.75 (dt, 1, J=10.2, 1.7), 6.84 (br s, 1), 7.10 (d, 2, J=8.5), 7.38 (d, 2, J=8.5); ¹³C

132

NMR (100 MHz, CDCl₃) δ 12.9, 25.1, 29.4, 39.7, 42.0, 50.1, 55.7, 65.8, 69.8, 74.2, 101.0 (d), 105.9 (d), 108.8 (d), 123.7, 128.7, 132.3, 147.2, 149.3 (d), 159.8 (d), 161.8 (d), 165.3; IR 2933, 1651, 1613, 1587, 1432 cm⁻¹; Anal calcd for C₂₇H₃₇FN₂O₄F: C, 68.62; H, 7.89; N, 5.93. Found: C, 68.38; H, 7.90; N, 5.88.

5

Example 135

N-(4-{[3-fluoro-5-(4-morpholinyl)phenoxy]methyl}phenyl)-N,2-dimethyl-1-pyrrolidinecarboxamide

The product from Example 15D (125 mg, 0.30 mmol) in 1.5 mL of degassed toluene was treated with Pd(dba)₂ (19 mg, 0.033 mmol), BINAP (59 mg, 0.095 mmol), morpholine (50 μL, 0.46 mmol) and sodium tert-butoxide (72 mg, 0.75 mmol). The mixture was heated to 60 °C for 18 hours and then cooled and partitioned between ethyl acetate and water. The phases were separated and the organic phase was washed with water and concentrated in vacuo. The crude material was purified by column chromatography (99:1 CHCl₃:MeOH) to provide 86 mg (67%) of the title compound. ¹H NMR (400 MHz, CDCl₃) δ 1.23 (d, 3, J=6.4), 1.34 (m, 1), 1.55-1.65 (m, 2), 2.0 (m, 1), 2.62 (m, 1), 3.07 (m, 1), 3.13 (m, 4), 3.22 (s, 3), 3.82 (m, 4), 3.97 (m, 1), 4.97 (s, 2), 6.20 (m, 2), 6.30 (m, 1), 7.12 (d, 2, J=8.0), 7.35 (d, 2, J=8.0); ¹³C NMR (100 MHz, CDCl₃) δ 20.0, 24.8, 33.3, 39.0, 48.7, 49.1, 54.0, 66.6, 69.8, 93.3 (d), 95.5 (d), 98.2 (d), 124.5, 128.6, 132.3, 146.4, 153.1 (d), 159.5, 161.4 (d), 165.6; IR 2964, 1627, 1585 cm⁻¹; Anal calcd for C₂₄H₃₀FN₃O₃: C, 67.43; H, 7.07; N, 9.83. Found: C, 67.81; H, 7.33; N, 9.47.

15

20

Example 136

(-) N-(4-{[3-fluoro-5-(4-morpholinyl)phenoxy]methyl}phenyl)-N,2-dimethyl-1-pyrrolidinecarboxamide

25

The enantiomers from Example 135 were separated by chiral HPLC (Daicel OJ column, 90:10 hexanes:EtOH). [α]_D²³ -177° (c 0.09, CH₂Cl₂); ¹H NMR (400 MHz, CDCl₃) δ 1.23 (d, 3, J=6.4), 1.34 (m, 1), 1.55-1.65 (m, 2), 2.0 (m, 1), 2.62 (m, 1), 3.07 (m, 1), 3.13 (m, 4), 3.22 (s, 3), 3.82 (m, 4), 3.97 (m, 1), 4.97 (s, 2), 6.20 (m, 2), 6.30 (m, 1), 7.12 (d, 2, J=8.0),

133

7.35 (d, 2, J=8.0); ¹³C NMR (100 MHz, CDCl₃) δ 20.0, 24.8, 33.3, 39.0, 48.7, 49.1, 54.0, 66.6, 69.8, 93.3 (d), 95.5 (d), 98.2 (d), 124.5, 128.6, 132.3, 146.4, 153.1 (d), 159.5, 161.4 (d), 165.6; IR 2964, 1627, 1585 cm⁻¹.

5

Example 137(2R)-N-(4-{{3-fluoro-5-(4-morpholinyl)phenoxy}methyl}phenyl)-N,2-dimethyl-1-pyrrolidinecarboxamide

The enantiomers from Example 135 were separated by chiral HPLC (Daicel OJ column, 90:10 hexanes:EtOH). [α]_D²³ +199° (c 0.13, CH₂Cl₂); ¹H NMR (400 MHz, CDCl₃) δ 1.23 (d, 3, J=6.4), 1.34 (m, 1), 1.55-1.65 (m, 2), 2.0 (m, 1), 2.62 (m, 1), 3.07 (m, 1), 3.13 (m, 4), 3.22 (s, 3), 3.82 (m, 4), 3.97 (m, 1), 4.97 (s, 2), 6.20 (m, 2), 6.30 (m, 1), 7.12 (d, 2, J=8.0), 7.35 (d, 2, J=8.0); ¹³C NMR (100 MHz, CDCl₃) δ 20.0, 24.8, 33.3, 39.0, 48.7, 49.1, 54.0, 66.6, 69.8, 93.3 (d), 95.5 (d), 98.2 (d), 124.5, 128.6, 132.3, 146.4, 153.1 (d), 159.5, 161.4 (d), 165.6; IR 2964, 1627, 1585 cm⁻¹.

15

Example 138N,N-diethyl-N'-(4-{{3-fluoro-5-(4-morpholinyl)phenoxy}methyl}phenyl)-N'-methylurea

The product from Example 1E (101 mg, 0.25 mmol), Pd(dba)₂ (14 mg, 0.024 mmol), BINAP (47 mg, 0.076 mmol), morpholine (40 μL, 0.36 mmol), and sodium tert-butoxide (60 mg, 0.63 mmol) were processed as described in Example 1F. The crude material was purified by column chromatography (99:1 CHCl₃:MeOH) to provide 103 mg (100%) of the title compound. ¹H NMR (400 MHz, CDCl₃) δ 0.95 (t, 6, J= 7.0), 3.10 (m, 8), 3.16 (s, 3), 3.80 (m, 4), 4.97 (s, 2), 6.22 (tt, 2, J=10.2, 2.1), 6.28 (m, 1), 7.08 (m, 2, J=8.4), 7.36 (d, 2, J=8.4); ¹³C NMR (100 MHz, CDCl₃) δ 12.9, 39.6, 42.0, 48.7, 66.6, 69.7, 93.3 (d), 95.5 (d), 98.2 (d), 123.6, 128.6, 132.4, 147.2, 153.1 (d), 160.5 (d), 162.4 (d), 165.6; IR 2967, 1646, 1585 cm⁻¹.

25

Example 139N-(4-{{3-fluoro-5-(2-methyl-3-oxo-1-piperazinyl)phenoxy}methyl}phenyl)-N,2-dimethyl-1-pyrrolidinecarboxamide

The product from Example 15D and 3-methyl-2-piperazinone were processed as described in Example 15E to provide the title compound as a yellow oil. MS (APCI+) m/z 455 (M+H)⁺.

5

Example 140

(+) N-[4-({[6-(4-hydroxytetrahydro-2H-pyran-4-yl)-2-pyridinyl]oxy}methyl)phenyl]-N,2-dimethyl-1-pyrrolidinecarboxamide

Example 140A

10

4-(6-bromo-2-pyridinyl)tetrahydro-2H-pyran-4-ol

n-Butyllithium (3.55 mL, 8.9 mmol) in 15 mL of THF was cooled to -78 °C and treated dropwise with 2,6-dibromopyridine (2.0 g, 8.4 mmol) in 10 mL of THF. After 10 minutes, the reaction mixture was treated with tetrahydro-4H-pyran-4-one (1 mL, 10.8 mmol) dropwise. After 2 hours at -78 °C, the mixture was warmed to 0 °C for 2 hours and then
15 partitioned between ethyl acetate and water. The phases were separated and the organic phase was concentrated in vacuo. The crude material was crystallized from 10 mL of ethyl acetate to provide 1.3 grams (60%) of the title compound as white crystals. ¹H NMR (400 MHz, CDCl₃) δ 1.60 (br d, 2, J=13.5), 2.12 (m, 2), 3.96 (m, 4), 4.22 (s, 1), 7.35 (dd, 1, J=7.8, 0.7), 7.42 (dd, 1, J=7.8, 0.7), 7.60 (t, 1, J=7.8); ¹³C NMR (75 Hz, CDCl₃) δ 38.2, 63.9, 70.5,
20 117.7, 126.6, 139.5, 140.7, 166.4; IR 3371, 1580, 1548 cm⁻¹; Anal calcd for C₁₀H₁₂BrNO₂: C, 46.53; H, 4.69; N, 5.43; found: C, 46.89; H, 4.63; N, 4.20.

Example 140B

25

(+) N-[4-({[6-(4-hydroxytetrahydro-2H-pyran-4-yl)-2-pyridinyl]oxy}methyl)phenyl]-N,2-dimethyl-1-pyrrolidinecarboxamide

The product from Example 140A (98 mg, 0.38 mmol) in 1 mL of DMF at 0 °C was treated in succession with sodium hydride (34 mg, 1.4 mmol) and the product from Example 15C (103 mg, 0.42 mmol) in 1 mL of DMF via cannula. The cooling bath was removed and the mixture was warmed to 65 °C for 16 hours. The mixture was allowed to cool to ambient

temperature and then partitioned between ethyl acetate and water. The phases were separated and the organic phase was washed with water and concentrated in vacuo. The crude material was purified by column chromatography (200:1 CHCl₃:MeOH) to provide 98 mg (60%) of the racemate. The enantiomers were separated by chiral HPLC (Daicel OJ column, 90:10
5 hexanes:EtOH). $[\alpha]_D^{23} +131^\circ$ (c 0.4, CH₂Cl₂); ¹H NMR (400 MHz, CDCl₃) δ 1.24 (d, 3, J=6.4), 1.32 (m, 1), 1.56 (m, 2), 1.6-1.7 (m, 2), 2.00 (m, 2), 2.14 (dt, 2, J=12.2, 5.5), 2.62 (m, 1), 3.06 (m, 1), 3.22 (s, 3), 3.90 (m, 4), 4.44 (s, 1), 5.36 (s, 2), 6.74 (d, 1, J=8.1), 6.98 (d, 1, J=7.6), 7.12 (d, 2, J=8.4), 7.39 (d, 2, J=8.4), 7.65 (dd, 1, J= 7.6, 8.1); ¹³C NMR (100 MHz, CDCl₃) δ 20.0, 24.8, 29.6, 33.3, 38.4, 49.1, 54.0, 64.1, 67.3, 70.4, 109.5, 111.4, 124.5, 128.7,
10 133.0, 140.0, 146.2, 159.6, 162.3, 162.5; IR 3403, 2960, 1623, 1609, 1578 cm⁻¹; HRMS calcd for C₂₄H₃₁N₃O₄ 425.2315; found 425.2308.

Example 141

(-)-N-[4-({[6-(4-hydroxytetrahydro-2H-pyran-4-yl)-2-pyridinyl]oxy}methyl)phenyl]-N,2-
15 dimethyl-1-pyrrolidinecarboxamide

The title compound was isolated from the chiral chromatography described in Example 140B. $[\alpha]_D^{23} -121^\circ$ (c 0.35, CH₂Cl₂); ¹H NMR (400 MHz, CDCl₃) δ 1.24 (d, 3, J=6.4), 1.32 (m, 1), 1.56 (m, 2), 1.6-1.7 (m, 2), 2.00 (m, 2), 2.14 (dt, 2, J=12.2, 5.5), 2.62 (m, 1), 3.06 (m, 1), 3.22 (s, 3), 3.90 (m, 4), 4.44 (s, 1), 5.36 (s, 2), 6.74 (d, 1, J=8.1), 6.98 (d, 1, J=7.6), 7.12 (d, 2, J=8.4), 7.39 (d, 2, J=8.4), 7.65 (dd, 1, J=7.6, 8.1); ¹³C NMR (100 MHz, CDCl₃) δ 20.0, 24.8, 29.6, 33.3, 38.4, 49.1, 54.0, 64.1, 67.3, 70.4, 109.5, 111.4, 124.5, 128.7,
20 133.0, 140.0, 146.2, 159.6, 162.3, 162.5; IR 3403, 2960, 1623, 1609, 1578 cm⁻¹.

Example 143

N,N-diethyl-N'-[4-({[6-(4-hydroxytetrahydro-2H-pyran-4-yl)-2-
25 pyridinyl]oxy}methyl)phenyl]-N'-methylurea

The product from Example 140A (261 mg, 1.0 mmol), the product from Example 1D (227 mg, 0.95 mmol), and sodium hydride (80 mg, 3.33 mmol) were processed as described in Example 140B. The resultant crude material was purified by column chromatography

(99:1 CHCl₃:MeOH) to afford 220 mg (55%) of the title compound as a clear oil. ¹H NMR (400 MHz, CDCl₃) δ 0.94 (t, 6, J=7.2), 1.58 (d, 2, J=12.3), 2.10 (dt, 2, J=12.7, 5.5), 3.11 (q, 4, J=7.2), 3.16 (s, 3), 3.90 (m, 4), 4.40 (s, 1), 5.35 (s, 3), 6.72 (d, 1, J=8.1), 6.97 (d, 1, J=7.2), 7.08 (d, 2, J=8.5), 7.40 (d, 2, J=8.5), 7.64 (t, 1, J=7.8); ¹³C NMR (100 MHz, CDCl₃) δ 12.9, 38.5, 39.6, 42.0, 64.1, 67.3, 70.4, 109.6, 111.4, 123.6, 128.9, 133.0, 140.0, 147.0, 161.6, 162.3, 162.5; IR 3407, 2962, 1647, 1625 cm⁻¹; HRMS calcd for C₂₃H₃₁N₃O₄, 413.2315. Found 413.2314.

Examples 144-150

10 Examples 144 to 150 were prepared using the following procedure.

The product from Example 30F (659 mg, 1.48 mmol) in 5 mL of dry dioxane was treated with 4M HCl in dioxane (15 mL). After stirring for 1 hour at ambient temperature, the solvent was removed in vacuo and the resultant yellow oil residue was dried under vacuum at ambient temperature for 16 hours.

15 The crude hydrochloride salt was suspended in 10 mL of dry toluene, treated with triethylamine (4.04 mL, 29.0 mmol), stirred for 30 minutes at ambient temperature, and then filtered. The resulting clear yellow solution was transferred to eleven 20-mL screw-cap vials and cooled to 0 °C. The acid chlorides were added in excess (about 10 equivalents) and the resulting turbid yellow to dark yellow mixtures were stirred at 0 °C for 30 minutes and then
20 allowed to warm up slowly to ambient temperature and stirred at ambient temperature for additional 5 hours. N,N-Diethylethylenediamine (0.387 mL, 2.69 mmol) was added to each vial and the mixtures were stirred at ambient temperature for 12 hours. The mixtures were each partitioned between 5% aqueous NH₄Cl and ethyl acetate. Each organic layer was separated, washed with 5% aqueous NH₄Cl, saturated aqueous NaHCO₃, filtered through a
25 silica gel sep-pak cartridge (Alltech 209150) and concentrated in vacuo to provide the crude product as yellow to dark yellow oils. The crude materials were purified by preparative HPLC (Waters Nova-Pak[®] HR C18 6 μm 60 □ 25x100 mm, 50-95% MeCN/10 mM NH₄OAc over 10 min at 40 mL/min).

137

Example 144

N-(4-{[3-fluoro-5-(4-methoxytetrahydro-2H-pyran-4-yl)phenoxy]methyl}phenyl)-N,3,3-trimethylbutanamide

The title compound was isolated as a light yellow oil. ¹H NMR (500 MHz, CD₃OD) δ 0.93 (s, 9), 1.90-2.01 (m, 4), 2.09 (br s, 2), 2.97 (s, 3), 3.24 (br s, 3), 3.74-3.87 (m, 4), 5.16 (s, 2), 6.72 (dt, 1, J=10.5, 2.3), 6.75 (ddd, 1, J=10.1, 2.3, 1.5), 6.87 (m, 1), 7.27 (d, 2, J=8.3), 7.55 (d, 2, J=8.3); MS (APCI+) m/z 444 (M+H)⁺.

Example 145

2-ethyl-N-(4-{[3-fluoro-5-(4-methoxytetrahydro-2H-pyran-4-yl)phenoxy]methyl}phenyl)-N-methylbutanamide

The title compound was isolated as a yellow solid. ¹H NMR (500 MHz, CD₃OD) δ 0.80 (t, 6, J=7.5), 1.37 (m, 2), 1.56 (m, 2), 1.89-2.01 (m, 4), 2.21 (m, 1), 2.97 (s, 3), 3.26 (s, 3), 3.73-3.87 (m, 4), 5.17 (s, 2), 6.74 (m, 2), 6.87 (m, 1), 7.28 (d, 2, J=8.3), 7.57 (d, 2, J=8.3); MS (APCI+) m/z 444 (M+H)⁺.

Example 146

N-(4-{[3-fluoro-5-(4-methoxytetrahydro-2H-pyran-4-yl)phenoxy]methyl}phenyl)-N,2,2-trimethylpropanamide

The title compound was isolated as a light yellow oil. ¹H NMR (500 MHz, CD₃OD) δ 1.04 (s, 9), 1.89-2.00 (m, 4), 2.97 (s, 3), 3.20 (s, 3), 3.73-3.87 (m, 4), 5.17 (s, 2), 6.72 (dt, 1, J=10.4, 2.3), 6.75 (ddd, 1, J=10.1, 2.3, 1.5), 6.86 (m, 1), 7.32 (d, 2, J=8.3), 7.53 (d, 2, J=8.7); MS (APCI+) m/z 430 (M+H)⁺.

Example 147

N-(4-{[3-fluoro-5-(4-methoxytetrahydro-2H-pyran-4-yl)phenoxy]methyl}phenyl)-N-methylcyclopentanecarboxamide

The title compound was isolated as a yellow oil. ¹H NMR (500 MHz, CD₃OD) δ 1.42 (m, 2), 1.63 (m, 2), 1.71 (m, 4), 1.88-2.01 (m, 4), 2.60 (m, 1), 2.97 (s, 3), 3.24 (br s, 3), 3.73-

138

3.87 (m, 4), 5.16 (s, 2), 6.74 (m, 2), 6.86 (m, 1), 7.30 (d, 2, J= 8.0), 7.56 (d, 2, J=8.0); MS (APCI+) m/z 442 (M+H)⁺.

Example 148

5 N-(4-{[3-fluoro-5-(4-methoxytetrahydro-2H-pyran-4-yl)phenoxy]methyl}phenyl)-N-methylcyclopropanecarboxamide

The title compound was isolated as a light yellow oil. ¹H NMR (500 MHz, CD₃OD) δ 0.67 (br d, 2, J= 4.1), 0.92 (m, 2), 1.42 (m, 1), 1.89-2.00 (m, 4), 2.96 (s, 3), 3.27 (br s, 3), 3.73-3.86 (m, 4), 5.16 (s, 2), 6.72 (dt, 1, J=10.5, 2.3), 6.75 (ddd, 1, J=10.1, 2.3, 1.5), 6.86 (m, 10 1), 7.38 (d, 2, J=8.3), 7.57 (d, 2, J=8.3); MS (APCI+) m/z 414 (M+H)⁺.

Example 149

N-(4-{[3-fluoro-5-(4-methoxytetrahydro-2H-pyran-4-yl)phenoxy]methyl}phenyl)-N,2-dimethylpropanamide

15 The title compound was isolated as a yellow solid. ¹H NMR (500 MHz, CD₃OD) δ 1.00 (d, 6, J=7.0), 1.90-2.01 (m, 4), 2.53 (m, 1), 2.97 (s, 3), 3.23 (s, 3), 3.73-3.87 (m, 4), 5.17 (s, 2), 6.73 (dt, 1, J=10.5, 2.3), 6.76 (ddd, 1, J=10.1, 2.3, 1.5), 6.86 (m, 1), 7.31 (d, 2, J=8.1), 7.57 (d, 2, J=8.1); MS (APCI+) m/z 416 (M+H)⁺.

20

Example 150

N-(4-{[3-fluoro-5-(4-methoxytetrahydro-2H-pyran-4-yl)phenoxy]methyl}phenyl)-N-methyl-2-furamide

The title compound was isolated as a light yellow oil. ¹H NMR (500 MHz, CD₃OD) δ 1.91-2.02 (m, 4), 2.98 (s, 3), 3.42 (s, 3), 3.74-3.87 (m, 4), 5.17 (s, 2), 5.98 (br d, 1, J=3.6), 25 6.30 (dd, 1, J=3.6, 1.7), 6.71 (dt, 1, J=10.5, 2.3), 6.77 (ddd, 1, J=10.1, 2.3, 1.5), 6.88 (m, 1), 7.30 (d, 2, J=8.6), 7.44 (dd, 1, J=1.7, 0.7), 7.54 (d, 2, J=8.6); MS (APCI+) m/z 440 (M+H)⁺.

Examples 151 and 152

Examples 151 and 152 were prepared using the following procedure.

The product from Example 30F (606 mg, 1.36 mmol) in 5 mL of dry dioxane was treated with 4M HCl in dioxane (15 mL). After stirring for 1 hour at ambient temperature, the solvent was removed in vacuo and the resultant yellow oil residue was dried under vacuum at ambient temperature for 16 hours.

5 The crude hydrochloride salt was suspended in 10 mL of dry toluene, treated with triethylamine (3.80 mL, 27.6 mmol), stirred for 30 minutes at ambient temperature, and then filtered. The resulting clear yellow solution was transferred to ten 20-mL screw-cap vials. Chloroformates were added in excess (about 10 equivalents) and the mixtures were stirred at ambient temperature for 24 hours. N,N-Diethylethylenediamine (0.387 mL, 2.69 mmol) was
10 added to each vial and the mixtures were stirred at ambient temperature for 4 hours. The mixtures were each partitioned between 5% aqueous NH₄Cl and EtOAc. Each organic layer was separated, washed with 5% aqueous NH₄Cl, saturated aqueous NaHCO₃, filtered through a silica gel sep-pak cartridge (Alltech 209150), and concentrated in vacuo to provide the crude materials as yellow to dark yellow oils. The crude materials were purified by
15 preparative HPLC (Waters Nova-Pak[®] HR C18 6 μm 60 × 25x100 mm, 50-95% MeCN/10 mM NH₄OAc over 10 min at 40 mL/min).

Example 151

isopropyl 4-{{3-fluoro-5-(4-methoxytetrahydro-2H-pyran-4-yl)phenoxy}methyl}phenyl(methyl)carbamate

20

The title compound was isolated as a light yellow oil. ¹H NMR (500 MHz, CD₃OD) δ 1.22 (d, 6, J=6.3), 1.90-2.01 (m, 4), 2.96 (s, 3), 3.27 (s, 3), 3.74-3.87 (m, 4), 4.91 (hept, 1, J=6.3), 5.11 (s, 2), 6.70 (dt, 1, J=10.5, 2.3), 6.74 (ddd, 1, J=10.1, 2.3, 1.5), 6.85 (m, 1), 7.28 (d, 2, J=8.4), 7.45 (d, 2, J=8.4); MS (APCI+) m/z 432 (M+H)⁺.

25

Example 152

propyl 4-{{3-fluoro-5-(4-methoxytetrahydro-2H-pyran-4-yl)phenoxy}methyl}phenyl(methyl)carbamate

140

The title compound was isolated as a light yellow oil. ¹H NMR (500 MHz, CD₃OD) δ 0.90 (t, 3, J= 7.3), 1.61 (m, 2), 1.90-2.01 (m, 4), 2.96 (s, 3), 3.28 (s, 3), 3.74-3.86 (m, 4), 4.05 (t, 2, J=6.5), 5.11 (s, 2), 6.70 (dt, 1, J=10.5, 2.3), 6.74 (ddd, 1, J=10.1, 2.3, 1.5), 6.85 (m, 1), 7.29 (d, 2, J=8.6), 7.46 (d, 2, J=8.6).

5

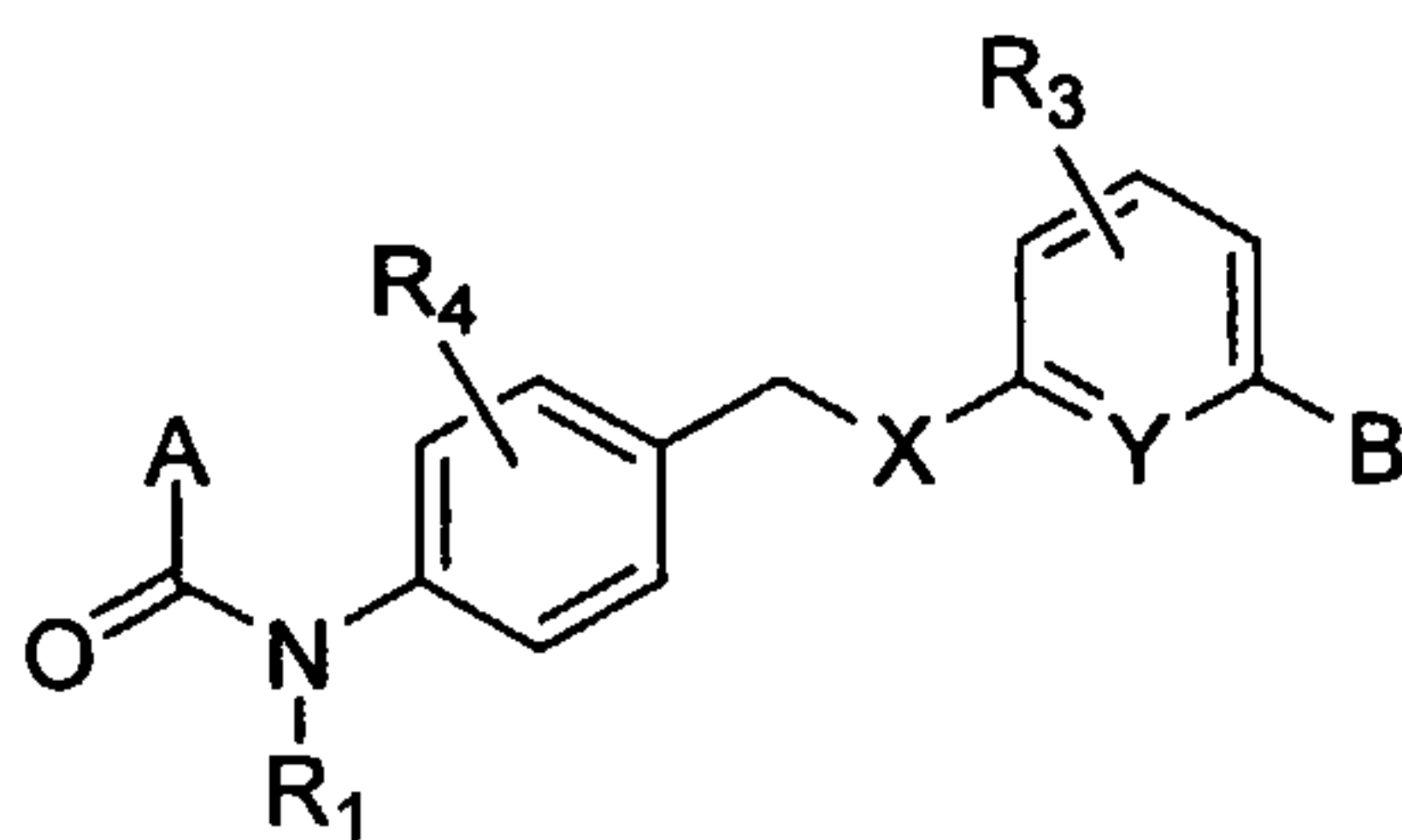
Example 153

tert-butyl 4-{{[3-fluoro-5-(4-methoxytetrahydro-2H-pyran-4-yl)phenoxy]methyl}phenyl(methyl)carbamate

The title compound was prepared according to the procedures described in Example 10 30. ¹H NMR (300 MHz, CDCl₃) δ 1.46 (s, 9), 1.88-2.03 (m, 4), 2.91 (s, 3), 3.27 (s, 3), 3.80-3.85 (m, 4), 5.02 (s, 2), 6.61 (d, 1, J=10), 6.72 (d, 1, J=10), 6.81 (s, 1), 7.27 (app d, 2), 7.39 (d, 2, J=8.5 Hz); MS (APCI+) m/z 446 (M+H)⁺.

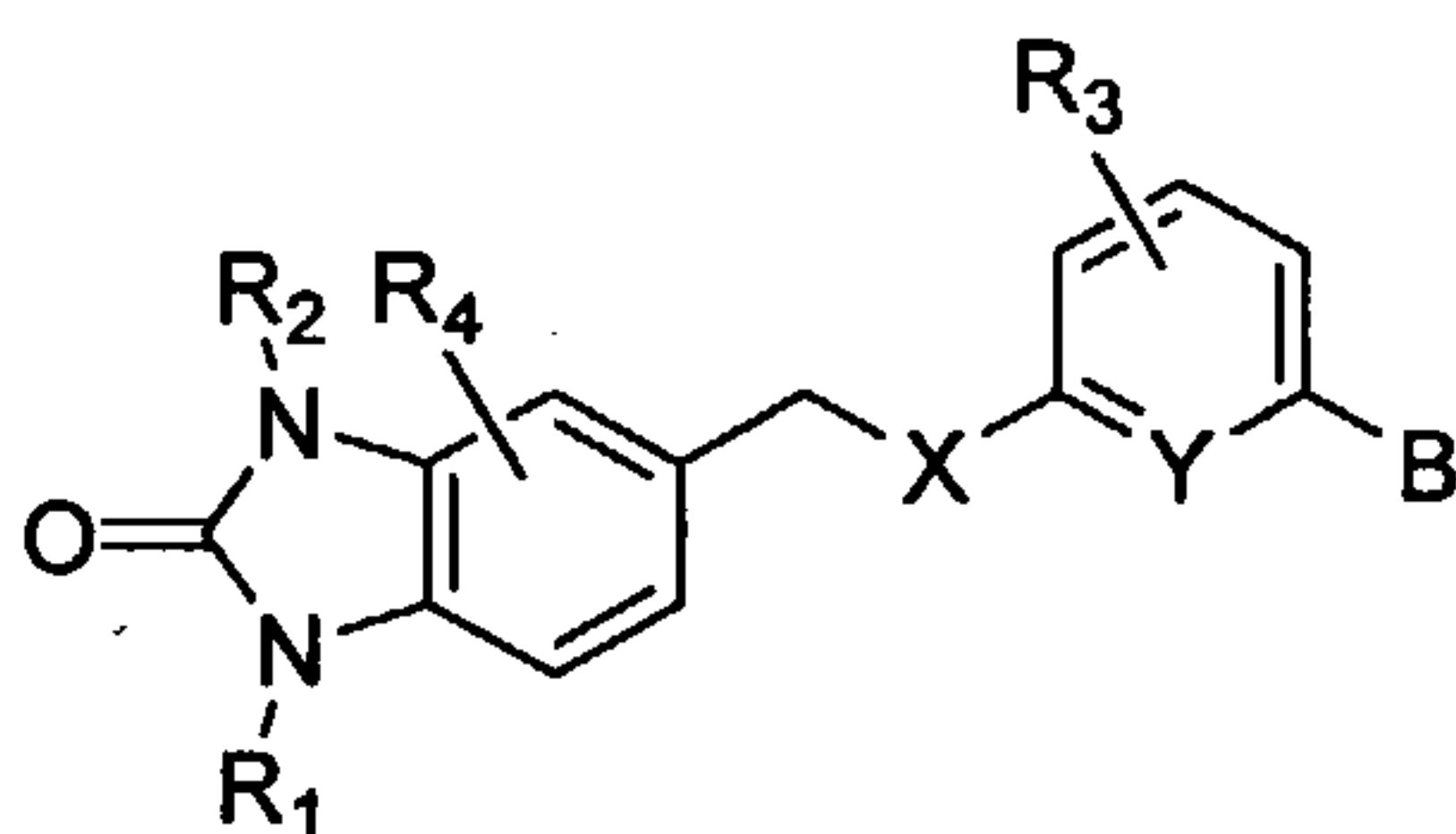
WE CLAIM:

1. A method of inhibiting interleukin 5 gene expression in a mammal comprising administering to a mammal in need of such treatment a pharmaceutically effective amount of a compound selected from the group of those falling within formula I



I

and formula II



II,

- 10 or mixtures thereof as well as their pharmaceutically acceptable salts wherein, in formulas I and II,

R_1 is selected from the group consisting of hydrogen and lower alkyl;

- 15 R_2 is selected from the group consisting of hydrogen and lower alkyl;

R_3 is selected from the group consisting of hydrogen, alkoxy, alkyl, cyano, halogen, haloalkoxy, haloalkyl, and $-NR_5R_6$ wherein R_5 and R_6 are independently selected from the group consisting of hydrogen and alkyl;

20

R_4 is selected from the group consisting of hydrogen, alkoxy, alkyl, cyano, halogen, haloalkoxy, haloalkyl, and $-NR_5R_6$;

A is selected from the group consisting of alkenyl, alkyl, alkynyl, alkoxy, aryl, arylalkyl, cycloalkyl, cycloalkylalkyl, heterocycle, heterocyclealkyl, and NR_7R_8 wherein R_7 and R_8 are independently selected from the group consisting of alkenyl, alkoxyalkoxyalkyl, alkoxyalkyl, alkyl, alkynyl, aryl, arylalkyl, cyanoalkyl, cycloalkyl, cycloalkylalkyl, haloalkyl, heterocycle, heterocyclealkyl, hydroxyalkoxyalkyl, and hydroxyalkyl;

B is selected from the group consisting of cyclohexyl, heterocycle and NR_9R_{10} wherein R_9 and R_{10} are independently selected from the group consisting of alkenyl, alkoxyalkyl, alkyl, alkynyl, aryl, arylalkyl, cyanoalkyl, cycloalkyl, cycloalkylalkyl, haloalkyl, heterocycle, and heterocyclealkyl;

X is selected from the group consisting of CH_2 and O; and

Y is selected from the group consisting of CH and N.

2. The method according to claim 1 wherein the compound is selected from the group of those falling within formula I and

R_1 is lower alkyl;

R_3 is selected from the group consisting of hydrogen and halogen;

R_4 is selected from the group consisting of hydrogen and halogen;

A is heterocycle;

B is heterocycle;

X is selected from the group consisting of CH_2 and O; and

Y is selected from the group consisting of CH and N.

3. The method according to claim 1 wherein the compound is selected from the group of those falling within formula I and

R_1 is methyl;

R₃ is selected from the group consisting of hydrogen and fluorine;

R₄ is selected from the group consisting of hydrogen and chlorine;

A is selected from the group consisting of azepanyl, azetidiny, azocanyl, furyl, piperdiny, pyrroly, pyrrolidiny, 2,5-dihydro-1H-pyrroly, tetrahydropyridyl, thiazolidiny, and thiomorpholinyl;

B is selected from the group consisting of morpholinyl, piperazinyl, piperdiny, pyrrolidiny, tetrahydro-2H-pyranyl, and thiomorpholinyl;

X is selected from the group consisting of CH₂ and O; and

Y is selected from the group consisting of CH and N.

10

4. The method according to claim 3 wherein the compound is selected from the group consisting of

ethyl 4-{3-fluoro-5-[(4-{methyl[(2-methyl-1-pyrrolidiny)carbonyl]amino}benzyl)oxy]phenyl}-1-piperazinecarboxylate,

15

N-(4-{[3-(2,6-dimethyl-4-morpholinyl)-5-fluorophenoxy]methyl}phenyl)-N,2-dimethyl-1-pyrrolidinecarboxamide,

N-(4-{[3-fluoro-5-(4-thiomorpholinyl)phenoxy]methyl}phenyl)-N,2-dimethyl-1-pyrrolidinecarboxamide,

20

N-(4-{[3-fluoro-5-(4-hydroxy-1-piperidiny)phenoxy]methyl}phenyl)-N,2-dimethyl-1-pyrrolidinecarboxamide,

N-(4-{[3-(4-acetyl-1-piperazinyl)-5-fluorophenoxy]methyl}phenyl)-N,2-dimethyl-1-pyrrolidinecarboxamide,

N-(4-{[3-fluoro-5-(1-piperidiny)phenoxy]methyl}phenyl)-N,2-dimethyl-1-pyrrolidinecarboxamide,

25

N-[4-({3-fluoro-5-[4-(2-hydroxyethyl)-1-piperazinyl]phenoxy}methyl)phenyl]-N,2-dimethyl-1-pyrrolidinecarboxamide,

N-(4-{[3-fluoro-5-(4-methyl-1-piperidiny)phenoxy]methyl}phenyl)-N,2-dimethyl-1-pyrrolidinecarboxamide,

N-(4-{[3-fluoro-5-(1-pyrrolidinyl)phenoxy]methyl}phenyl)-N,2-dimethyl-1-pyrrolidinecarboxamide,

N-(4-{[3-(1,4-dioxo-8-azaspiro[4.5]dec-8-yl)-5-fluorophenoxy]methyl}phenyl)-N,2-dimethyl-1-pyrrolidinecarboxamide,

5 N-(4-{[3-fluoro-5-(4-hydroxy-4-phenyl-1-piperidinyl)phenoxy]methyl}phenyl)-N,2-dimethyl-1-pyrrolidinecarboxamide,

N-(4-{[3-fluoro-5-(3-hydroxy-1-pyrrolidinyl)phenoxy]methyl}phenyl)-N,2-dimethyl-1-pyrrolidinecarboxamide,

10 N-[4-({[3-fluoro-5-[4-(2-methoxyethyl)-1-piperazinyl]phenoxy]methyl}phenyl)]-N,2-dimethyl-1-pyrrolidinecarboxamide,

N-(4-{[3-fluoro-5-(4-methoxytetrahydro-2H-pyran-4-yl)phenoxy]methyl}phenyl)-N-methyl-1-azocanecarboxamide,

N-(4-{[3-fluoro-5-(4-methoxytetrahydro-2H-pyran-4-yl)phenoxy]methyl}phenyl)-3-hydroxy-N-methyl-1-pyrrolidinecarboxamide,

15 N-(4-{[3-fluoro-5-(4-methoxytetrahydro-2H-pyran-4-yl)phenoxy]methyl}phenyl)-N,2-dimethyl-1-pyrrolidinecarboxamide,

N-(4-{[3-fluoro-5-(4-methoxytetrahydro-2H-pyran-4-yl)phenoxy]methyl}phenyl)-N-methyl-1-pyrrolidinecarboxamide,

20 N-(4-{[3-fluoro-5-(4-methoxytetrahydro-2H-pyran-4-yl)phenoxy]methyl}phenyl)-N,2,5-trimethyl-1-pyrrolidinecarboxamide,

(3R)-N-(4-{[3-fluoro-5-(4-methoxytetrahydro-2H-pyran-4-yl)phenoxy]methyl}phenyl)-3-hydroxy-N-methyl-1-pyrrolidinecarboxamide,

3-ethyl-N-(4-{[3-fluoro-5-(4-methoxytetrahydro-2H-pyran-4-yl)phenoxy]methyl}phenyl)-N,2,4-trimethyl-1-pyrrolidinecarboxamide,

25 N-(4-{[3-fluoro-5-(4-methoxytetrahydro-2H-pyran-4-yl)phenoxy]methyl}phenyl)-N,2,5-trimethyl-2,5-dihydro-1H-pyrrole-1-carboxamide,

N-(4-{2-[3-fluoro-5-(4-methoxytetrahydro-2H-pyran-4-yl)phenyl]ethyl}phenyl)-N,2-dimethyl-1-pyrrolidinecarboxamide,

N-(4-{[3-fluoro-5-(4-methoxytetrahydro-2H-pyran-4-yl)phenoxy]methyl}phenyl)-N-methyl-1H-pyrrole-1-carboxamide,

N-(4-{[3-fluoro-5-(4-methoxytetrahydro-2H-pyran-4-yl)phenoxy]methyl}phenyl)-N-methyl-2,5-dihydro-1H-pyrrole-1-carboxamide,

5 N-(4-{[3-fluoro-5-(4-methoxytetrahydro-2H-pyran-4-yl)phenoxy]methyl}phenyl)-3-(hydroxymethyl)-N-methyl-1-piperidinecarboxamide,

N-(4-{[3-fluoro-5-(4-methoxytetrahydro-2H-pyran-4-yl)phenoxy]methyl}phenyl)-N-methyl-1,3-thiazolidine-3-carboxamide,

10 N-(4-{[3-fluoro-5-(4-methoxytetrahydro-2H-pyran-4-yl)phenoxy]methyl}phenyl)-4-(hydroxymethyl)-N-methyl-1-piperidinecarboxamide,

N-(4-{[3-fluoro-5-(4-methoxytetrahydro-2H-pyran-4-yl)phenoxy]methyl}phenyl)-3-hydroxy-N-methyl-1-piperidinecarboxamide,

N-(4-{[3-fluoro-5-(4-methoxytetrahydro-2H-pyran-4-yl)phenoxy]methyl}phenyl)-4-hydroxy-N-methyl-1-piperidinecarboxamide,

15 N-(4-{[3-fluoro-5-(4-methoxytetrahydro-2H-pyran-4-yl)phenoxy]methyl}phenyl)-N-methyl-4-thiomorpholinecarboxamide,

N-(4-{[3-fluoro-5-(4-methoxytetrahydro-2H-pyran-4-yl)phenoxy]methyl}phenyl)-N,2-dimethyl-1-piperidinecarboxamide,

20 N-(4-{[3-fluoro-5-(4-methoxytetrahydro-2H-pyran-4-yl)phenoxy]methyl}phenyl)-N-methyl-1-piperidinecarboxamide,

N-(4-{[3-fluoro-5-(4-methoxytetrahydro-2H-pyran-4-yl)phenoxy]methyl}phenyl)-N-methyl-3,6-dihydro-1(2H)-pyridinecarboxamide,

N-(4-{[3-fluoro-5-(4-methoxytetrahydro-2H-pyran-4-yl)phenoxy]methyl}phenyl)-N-methyl-1-azepanecarboxamide,

25 N-(4-{[3-fluoro-5-(4-methoxytetrahydro-2H-pyran-4-yl)phenoxy]methyl}phenyl)-4-(2-hydroxyethyl)-N-methyl-1-piperidinecarboxamide,

N-(4-{[3-fluoro-5-(4-methoxytetrahydro-2H-pyran-4-yl)phenoxy]methyl}phenyl)-N-methyl-1-azetidinecarboxamide,

(2R)-N-(4-{[3-fluoro-5-(4-methoxytetrahydro-2H-pyran-4-yl)phenoxy]methyl}phenyl)-2-(hydroxymethyl)-N-methyl-1-pyrrolidinecarboxamide,

(2S)-N-(4-{[3-fluoro-5-(4-methoxytetrahydro-2H-pyran-4-yl)phenoxy]methyl}phenyl)-2-(hydroxymethyl)-N-methyl-1-pyrrolidinecarboxamide,

5 N¹-(4-{[3-fluoro-5-(4-methoxytetrahydro-2H-pyran-4-yl)phenoxy]methyl}phenyl)-N¹-methyl-1,3-piperidinedicarboxamide,

N-(4-{[3-fluoro-5-(4-hydroxytetrahydro-2H-pyran-4-yl)phenoxy]methyl}phenyl)-N,2-dimethyl-1-pyrrolidinecarboxamide,

10 N-{4-[(3-fluoro-5-tetrahydro-2H-pyran-4-yl)phenoxy]methyl}phenyl}-N,2-dimethyl-1-pyrrolidinecarboxamide,

N-(4-{[3-fluoro-5-(4-morpholinyl)phenoxy]methyl}phenyl)-N,2-dimethyl-1-pyrrolidinecarboxamide,

(-) N-(4-{[3-fluoro-5-(4-morpholinyl)phenoxy]methyl}phenyl)-N,2-dimethyl-1-pyrrolidinecarboxamide,

15 (+) N-(4-{[3-fluoro-5-(4-morpholinyl)phenoxy]methyl}phenyl)-N,2-dimethyl-1-pyrrolidinecarboxamide,

N-(4-{[3-fluoro-5-(2-methyl-3-oxo-1-piperazinyl)phenoxy]methyl}phenyl)-N,2-dimethyl-1-pyrrolidinecarboxamide,

20 (+) N-[4-({[6-(4-hydroxytetrahydro-2H-pyran-4-yl)-2-pyridinyl]oxy}methyl)phenyl]-N,2-dimethyl-1-pyrrolidinecarboxamide,

(-) N-[4-({[6-(4-hydroxytetrahydro-2H-pyran-4-yl)-2-pyridinyl]oxy}methyl)phenyl]-N,2-dimethyl-1-pyrrolidinecarboxamide, and

N-(4-{[3-fluoro-5-(4-methoxytetrahydro-2H-pyran-4-yl)phenoxy]methyl}phenyl)-N-methyl-2-furamide.

25

5. The method according to claim 1 wherein the compound is selected from those falling within formula I and

R₁ is lower alkyl;

R₃ is selected from the group consisting of hydrogen and halogen;

R_4 is selected from the group consisting of hydrogen and halogen;

A is NR_7R_8 wherein R_7 and R_8 are independently selected from the group consisting of alkenyl, alkoxyalkoxyalkyl, alkoxyalkyl, alkyl, alkynyl, aryl, arylalkyl, cyanoalkyl, cycloalkyl, cycloalkylalkyl, haloalkyl, heterocyclealkyl, hydroxyalkoxyalkyl, and hydroxyalkyl;

B is selected from the group consisting of cycloalkyl and heterocycle;

X is selected from the group consisting of CH_2 and O; and

Y is selected from the group consisting of CH and N.

6. The method according to claim 1 wherein the compound is selected from those falling within formula I and

R_1 is methyl;

R_3 is selected from the group consisting of hydrogen and fluorine;

R_4 is selected from the group consisting of hydrogen and chlorine;

A is NR_7R_8 wherein R_7 and R_8 are independently selected from the group consisting of hydrogen, alkenyl, alkoxyalkyl, alkyl, alkynyl, 2-(4-hydroxyphenyl)ethyl, cyanoalkyl, cycloalkyl, cycloalkylalkyl, haloalkyl, 2-(1,3-dioxolan-2-yl)ethyl, tetrahydro-2-furanylmethyl, hydroxyalkoxyalkyl, and hydroxyalkyl;

B is selected from the group consisting of cyclohexyl, morpholinyl, piperazinyl, piperdinyl, tetrahydro-2H-pyranyl, pyrrolidinyl, and thiomorpholinyl;

X is selected from the group consisting of CH_2 and O; and

Y is selected from the group consisting of CH and N.

7. The method according to claim 6 wherein the compound is selected from the group consisting of:

ethyl 4-[3-({4-[[[(diethylamino)carbonyl](methyl)amino]benzyl}oxy)-5-fluorophenyl]-1-piperazinecarboxylate,

N-(4-{[3-(2,6-dimethyl-4-morpholinyl)-5-fluorophenoxy]methyl}phenyl)-N',N'-diethyl-N-methylurea,

N,N-diethyl-N'-(4-{[3-fluoro-5-(4-thiomorpholinyl)phenoxy]methyl}phenyl)-N'-methylurea,

N,N-diethyl-N'-(4-{[3-fluoro-5-(4-hydroxy-1-piperidinyl)phenoxy]methyl}phenyl)-N'-methylurea,

5 N-(4-{[3-(4-acetyl-1-piperazinyl)-5-fluorophenoxy]methyl}phenyl)-N',N'-diethyl-N'-methylurea,

N,N-diethyl-N'-(4-{[3-fluoro-5-(1-piperidinyl)phenoxy]methyl}phenyl)-N'-methylurea,

10 N,N-diethyl-N'-[4-({3-fluoro-5-[4-(2-hydroxyethyl)-1-piperazinyl]phenoxy}methyl)phenyl]-N'-methylurea,

N,N-diethyl-N'-(4-{[3-fluoro-5-(4-methyl-1-piperidinyl)phenoxy]methyl}phenyl)-N'-methylurea,

N,N-diethyl-N'-(4-{[3-fluoro-5-(1-pyrrolidinyl)phenoxy]methyl}phenyl)-N'-methylurea,

15 N,N-diethyl-N'-(4-{[3-fluoro-5-(2-methyl-3-oxo-1-piperazinyl)phenoxy]methyl}phenyl)-N'-methylurea,

N-(4-{[3-fluoro-5-(4-methoxytetrahydro-2H-pyran-4-yl)phenoxy]methyl}phenyl)-N,N',N'-trimethylurea,

20 N-(4-{[3-fluoro-5-(4-methoxytetrahydro-2H-pyran-4-yl)phenoxy]methyl}phenyl)-N,N'-dimethyl-N'-propylurea,

N-(4-{[3-fluoro-5-(4-methoxytetrahydro-2H-pyran-4-yl)phenoxy]methyl}phenyl)-N,N'-dimethylurea,

N-allyl-N'-(4-{[3-fluoro-5-(4-methoxytetrahydro-2H-pyran-4-yl)phenoxy]methyl}phenyl)-N,N'-dimethylurea,

25 N-(4-{[3-fluoro-5-(4-methoxytetrahydro-2H-pyran-4-yl)phenoxy]methyl}phenyl)-N'-(2-hydroxyethyl)-N,N'-dimethylurea,

N-(3-chloro-4-{[3-fluoro-5-(4-methoxytetrahydro-2H-pyran-4-yl)phenoxy]methyl}phenyl)-N,N',N'-trimethylurea,

N-(cyclopropylmethyl)-N'-(4-{[3-fluoro-5-(4-methoxytetrahydro-2H-pyran-4-yl)phenoxy]methyl}phenyl)-N'-methyl-N-propylurea,

N-ethyl-N'-(4-{[3-fluoro-5-(4-methoxytetrahydro-2H-pyran-4-yl)phenoxy]methyl}phenyl)-N-isopropyl-N'-methylurea,

5 N-(4-{[3-fluoro-5-(4-methoxytetrahydro-2H-pyran-4-yl)phenoxy]methyl}phenyl)-N,N'-dimethyl-N'-(2-propynyl)urea,

N-(2-cyanoethyl)-N-cyclopropyl-N'-(4-{[3-fluoro-5-(4-methoxytetrahydro-2H-pyran-4-yl)phenoxy]methyl}phenyl)-N'-methylurea,

10 N-allyl-N-ethyl-N'-(4-{[3-fluoro-5-(4-methoxytetrahydro-2H-pyran-4-yl)phenoxy]methyl}phenyl)-N'-methylurea,

N-(4-{[3-fluoro-5-(4-methoxytetrahydro-2H-pyran-4-yl)phenoxy]methyl}phenyl)-N'-(2-methoxyethyl)-N,N'-dimethylurea,

N-ethyl-N'-(4-{[3-fluoro-5-(4-methoxytetrahydro-2H-pyran-4-yl)phenoxy]methyl}phenyl)-N-(2-hydroxyethyl)-N'-methylurea,

15 N-(4-{[3-fluoro-5-(4-methoxytetrahydro-2H-pyran-4-yl)phenoxy]methyl}phenyl)-N'-isopentyl-N,N'-dimethylurea,

N-[2-(1,3-dioxolan-2-yl)ethyl]-N'-(4-{[3-fluoro-5-(4-methoxytetrahydro-2H-pyran-4-yl)phenoxy]methyl}phenyl)-N,N'-dimethylurea,

20 N-ethyl-N'-(4-{[3-fluoro-5-(4-methoxytetrahydro-2H-pyran-4-yl)phenoxy]methyl}phenyl)-N,N'-dimethylurea,

N,N-diallyl-N'-(4-{[3-fluoro-5-(4-methoxytetrahydro-2H-pyran-4-yl)phenoxy]methyl}phenyl)-N'-methylurea,

N-(4-{[3-fluoro-5-(4-methoxytetrahydro-2H-pyran-4-yl)phenoxy]methyl}phenyl)-N-methyl-N',N'-dipropylurea,

25 N-butyl-N-ethyl-N'-(4-{[3-fluoro-5-(4-methoxytetrahydro-2H-pyran-4-yl)phenoxy]methyl}phenyl)-N'-methylurea,

N-ethyl-N'-(4-{[3-fluoro-5-(4-methoxytetrahydro-2H-pyran-4-yl)phenoxy]methyl}phenyl)-N'-methyl-N-propylurea,

N-(4-{[3-fluoro-5-(4-methoxytetrahydro-2H-pyran-4-yl)phenoxy]methyl}phenyl)-N'-isopropyl-N,N'-dimethylurea,

N'-cyclobutyl-N-(4-{[3-fluoro-5-(4-methoxytetrahydro-2H-pyran-4-yl)phenoxy]methyl}phenyl)-N-methylurea,

5 N-(4-{[3-fluoro-5-(4-methoxytetrahydro-2H-pyran-4-yl)phenoxy]methyl}phenyl)-N-methyl-N'-(tetrahydro-2-furanylmethyl)urea,

N-(4-{[3-fluoro-5-(4-methoxytetrahydro-2H-pyran-4-yl)phenoxy]methyl}phenyl)-N'-(2-methoxyethyl)-N-methylurea,

10 N-(4-{[3-fluoro-5-(4-methoxytetrahydro-2H-pyran-4-yl)phenoxy]methyl}phenyl)-N-methyl-N'-propylurea,

N-(4-{[3-fluoro-5-(4-methoxytetrahydro-2H-pyran-4-yl)phenoxy]methyl}phenyl)-N'-(2-hydroxy-1-methylethyl)-N-methylurea,

N'-(1-ethylpropyl)-N-(4-{[3-fluoro-5-(4-methoxytetrahydro-2H-pyran-4-yl)phenoxy]methyl}phenyl)-N-methylurea,

15 N-(4-{[3-fluoro-5-(4-methoxytetrahydro-2H-pyran-4-yl)phenoxy]methyl}phenyl)-N-methyl-N'-(2,2,2-trifluoroethyl)urea,

N-(4-{[3-fluoro-5-(4-methoxytetrahydro-2H-pyran-4-yl)phenoxy]methyl}phenyl)-N-methyl-N'-neopentylurea,

20 N-(4-{[3-fluoro-5-(4-methoxytetrahydro-2H-pyran-4-yl)phenoxy]methyl}phenyl)-N'-isobutyl-N-methylurea,

N-(4-{[3-fluoro-5-(4-methoxytetrahydro-2H-pyran-4-yl)phenoxy]methyl}phenyl)-N-methyl-N'-(2-methylbutyl)urea,

N'-(2-ethylhexyl)-N-(4-{[3-fluoro-5-(4-methoxytetrahydro-2H-pyran-4-yl)phenoxy]methyl}phenyl)-N-methylurea,

25 N-(4-{[3-fluoro-5-(4-methoxytetrahydro-2H-pyran-4-yl)phenoxy]methyl}phenyl)-N-methyl-N'-(2-propynyl)urea,

N-(4-{[3-fluoro-5-(4-methoxytetrahydro-2H-pyran-4-yl)phenoxy]methyl}phenyl)-N'-(2-hydroxybutyl)-N-methylurea,

N-(4-{{[3-fluoro-5-(4-methoxytetrahydro-2H-pyran-4-yl)phenoxy]methyl}phenyl)-N'-(3-hydroxy-2,2-dimethylpropyl)-N-methylurea,

N-(4-{{[3-fluoro-5-(4-methoxytetrahydro-2H-pyran-4-yl)phenoxy]methyl}phenyl)-N'-[2-(2-hydroxyethoxy)ethyl]-N-methylurea,

5 N'-allyl-N-(4-{{[3-fluoro-5-(4-methoxytetrahydro-2H-pyran-4-yl)phenoxy]methyl}phenyl)-N-methylurea,

N-(4-{{[3-fluoro-5-(4-methoxytetrahydro-2H-pyran-4-yl)phenoxy]methyl}phenyl)-N'-(2-methoxy-1-methylethyl)-N-methylurea,

10 N'-(cyanomethyl)-N-(4-{{[3-fluoro-5-(4-methoxytetrahydro-2H-pyran-4-yl)phenoxy]methyl}phenyl)-N-methylurea,

N'-cyclopropyl-N-(4-{{[3-fluoro-5-(4-methoxytetrahydro-2H-pyran-4-yl)phenoxy]methyl}phenyl)-N-methylurea,

N-(4-{{[3-fluoro-5-(4-methoxytetrahydro-2H-pyran-4-yl)phenoxy]methyl}phenyl)-N'-isopropyl-N-methyl-N'-propylurea,

15 N-(4-{{[3-fluoro-5-(4-methoxytetrahydro-2H-pyran-4-yl)phenoxy]methyl}phenyl)-N'-[(1R)-1-(hydroxymethyl)propyl]-N-methylurea,

N-(4-{{[3-fluoro-5-(4-methoxytetrahydro-2H-pyran-4-yl)phenoxy]methyl}phenyl)-N-methyl-N'-(2-methyl-2-propenyl)urea,

20 N'-(2-fluoroethyl)-N-(4-{{[3-fluoro-5-(4-methoxytetrahydro-2H-pyran-4-yl)phenoxy]methyl}phenyl)-N-methylurea,

N'-ethyl-N-(4-{{[3-fluoro-5-(4-methoxytetrahydro-2H-pyran-4-yl)phenoxy]methyl}phenyl)-N-methylurea,

N-(4-{{[3-fluoro-5-(4-methoxytetrahydro-2H-pyran-4-yl)phenoxy]methyl}phenyl)-N'-(2-hydroxypropyl)-N-methylurea,

25 N'-(cyclopropylmethyl)-N-(4-{{[3-fluoro-5-(4-methoxytetrahydro-2H-pyran-4-yl)phenoxy]methyl}phenyl)-N-methylurea,

N'-(2-ethylbutyl)-N-(4-{{[3-fluoro-5-(4-methoxytetrahydro-2H-pyran-4-yl)phenoxy]methyl}phenyl)-N-methylurea,

N'-cyclopentyl-N-(4-{[3-fluoro-5-(4-methoxytetrahydro-2H-pyran-4-yl)phenoxy]methyl}phenyl)-N-methylurea,

N'-(1,2-dimethylpropyl)-N-(4-{[3-fluoro-5-(4-methoxytetrahydro-2H-pyran-4-yl)phenoxy]methyl}phenyl)-N-methylurea,

5 N'-sec-butyl-N-(4-{[3-fluoro-5-(4-methoxytetrahydro-2H-pyran-4-yl)phenoxy]methyl}phenyl)-N-methylurea,

N'-[bicyclo[2.2.1]hept-2-yl]-N-(4-{[3-fluoro-5-(4-methoxytetrahydro-2H-pyran-4-yl)phenoxy]methyl}phenyl)-N-methylurea,

10 N-(4-{[3-fluoro-5-(4-methoxytetrahydro-2H-pyran-4-yl)phenoxy]methyl}phenyl)-N'-[2-(4-hydroxyphenyl)ethyl]-N-methylurea,

N'-(2-cyanoethyl)-N-(4-{[3-fluoro-5-(4-methoxytetrahydro-2H-pyran-4-yl)phenoxy]methyl}phenyl)-N-methylurea,

N-(4-{[3-fluoro-5-(4-methoxytetrahydro-2H-pyran-4-yl)phenoxy]methyl}phenyl)-N'-(2-hydroxyethyl)-N-methylurea,

15 N-(4-{[3-fluoro-5-(4-methoxytetrahydro-2H-pyran-4-yl)phenoxy]methyl}phenyl)-N'-[1-(hydroxymethyl)cyclopentyl]-N-methylurea,

N'-(2,2-dimethylcyclopentyl)-N-(4-{[3-fluoro-5-(4-methoxytetrahydro-2H-pyran-4-yl)phenoxy]methyl}phenyl)-N-methylurea,

20 N-(4-{[3-fluoro-5-(4-methoxytetrahydro-2H-pyran-4-yl)phenoxy]methyl}phenyl)-N'-isopropyl-N-methylurea,

N,N-diethyl-N'-(4-{[3-fluoro-5-(4-methoxytetrahydro-2H-pyran-4-yl)phenoxy]methyl}phenyl)-N'-methylurea,

N-ethyl-N'-(4-{[3-fluoro-5-(4-methoxytetrahydro-2H-pyran-4-yl)phenoxy]methyl}phenyl)-N-(2-methoxyethyl)-N'-methylurea,

25 N-butyl-N-(cyanomethyl)-N'-(4-{[3-fluoro-5-(4-methoxytetrahydro-2H-pyran-4-yl)phenoxy]methyl}phenyl)-N'-methylurea,

N-butyl-N'-(4-{[3-fluoro-5-(4-methoxytetrahydro-2H-pyran-4-yl)phenoxy]methyl}phenyl)-N,N'-dimethylurea,

N-(4-{[3-fluoro-5-(4-methoxytetrahydro-2H-pyran-4-yl)phenoxy]methyl}phenyl)-N'-isopropyl-N'-(2-methoxyethyl)-N-methylurea,

N,N-diethyl-N'-(4-{[3-fluoro-5-(4-hydroxytetrahydro-2H-pyran-4-yl)phenoxy]methyl}phenyl)-N'-methylurea,

5 N-(4-{[3-fluoro-5-(4-hydroxytetrahydro-2H-pyran-4-yl)phenoxy]methyl}phenyl)-N,N',N'-trimethylurea,

N-[4-({3-fluoro-5-[4-(2-propynyloxy)tetrahydro-2H-pyran-4-yl]phenoxy}methyl)phenyl]-N,N',N'-trimethylurea,

10 N,N-diethyl-N'-(4-{[3-(4-ethyltetrahydro-2H-pyran-4-yl)phenoxy]methyl}phenyl)-N'-methylurea,

ethyl 4-[3-({4-[[[(diethylamino)carbonyl](methyl)amino]benzyl}oxy)phenyl]tetrahydro-2H-pyran-4-carboxylate,

15 N,N-diethyl-N'-(4-{[3-fluoro-5-(1-hydroxycyclohexyl)phenoxy]methyl}phenyl)-N'-methylurea,

N,N-diethyl-N'-{4-[(3-fluoro-5-tetrahydro-2H-pyran-4-yl)phenoxy]methyl}phenyl}-N'-methylurea,

tert-butyl 4-[3-({4-[[[(diethylamino)carbonyl](methyl)amino]benzyl}oxy)-5-fluorophenyl]-4-hydroxy-1-piperidinecarboxylate,

20 N-allyl-N'-(4-{[3-(trans-1,4-dimethoxycyclohexyl)-5-fluorophenoxy]methyl}phenyl)-N,N'-dimethylurea,

N-(4-{[3-(trans-1,4-dimethoxycyclohexyl)-5-fluorophenoxy]methyl}phenyl)-N',N'-diethyl-N-methylurea,

25 N,N-diethyl-N'-(4-{[3-fluoro-5-(4-morpholinyl)phenoxy]methyl}phenyl)-N'-methylurea, and

N,N-diethyl-N'-[4-({[6-(4-hydroxytetrahydro-2H-pyran-4-yl)-2-pyridinyl]oxy}methyl)phenyl]-N'-methylurea.

8. The method according to claim 1 wherein the compound is selected from those falling within formula I and

R_1 is lower alkyl;

R_3 is selected from the group consisting of hydrogen and halogen;

5 R_4 is selected from the group consisting of hydrogen and halogen;

A is heterocycle;

B is NR_9R_{10} wherein R_9 and R_{10} are independently selected from the group consisting of alkenyl, alkoxyalkyl, alkyl, alkynyl, aryl, arylalkyl, cyanoalkyl, cycloalkyl, cycloalkylalkyl, haloalkyl, heterocycle, and heterocyclealkyl;

10 X is selected from the group consisting of CH_2 and O; and

Y is selected from the group consisting of CH and N.

9. The method according to claim 1 wherein the compound is selected from those falling within formula I and

15 R_1 is methyl;

R_3 is selected from the group consisting of hydrogen and fluorine;

R_4 is selected from the group consisting of hydrogen and chlorine;

A is pyrrolidinyl;

20 B is NR_9R_{10} wherein R_9 and R_{10} are independently selected from the group consisting of hydrogen, alkoxyalkyl, and alkyl;

X is selected from the group consisting of CH_2 and O; and

Y is selected from the group consisting of CH and N.

10. The method according to claim 9 wherein the compound is selected from the group consisting of

N-[4-({3-[bis(2-methoxyethyl)amino]-5-fluorophenoxy}methyl)phenyl]-N,2-dimethyl-1-pyrrolidinecarboxamide and

N-[4-({3-[ethyl(2-methoxyethyl)amino]-5-fluorophenoxy}methyl)phenyl]-N,2-dimethyl-1-pyrrolidinecarboxamide.

11. The method according to claim 1 wherein the compound is selected from those falling within formula I and

R₁ is lower alkyl;

5 R₃ is selected from the group consisting of hydrogen and halogen;

R₄ is selected from the group consisting of hydrogen and halogen;

A is NR₇R₈ wherein R₇ and R₈ are independently selected from hydrogen, alkenyl, alkoxyalkoxyalkyl, alkoxyalkyl, alkyl, alkynyl, aryl, arylalkyl, cyanoalkyl, cycloalkyl, cycloalkylalkyl, haloalkyl, heterocyclealkyl, hydroxyalkoxyalkyl, and hydroxyalkyl;

10 B is NR₉R₁₀ wherein R₉ and R₁₀ are independently selected from alkenyl, alkoxyalkyl, alkyl, alkynyl, aryl, arylalkyl, cyanoalkyl, cycloalkyl, cycloalkylalkyl, haloalkyl, heterocycle, and heterocyclealkyl;

X is selected from the group consisting of CH₂ and O; and

Y is selected from the group consisting of CH and N.

15

12. The method according to claim 1 wherein the compound is selected from those falling within formula I and

R₁ is methyl;

R₃ is selected from the group consisting of hydrogen and fluorine;

20 R₄ is selected from the group consisting of hydrogen and chlorine;

A is NR₇R₈ wherein R₇ and R₈ are independently selected from the group consisting of hydrogen and alkyl;

B is NR₉R₁₀ wherein R₉ and R₁₀ are independently selected from the group consisting of hydrogen, alkoxyalkyl, alkyl, and cycloalkyl;

25 X is selected from the group consisting of CH₂ and O; and

Y is selected from the group consisting of CH and N.

13. The method according to claim 12 wherein the compound is selected from the group consisting of

N-[4-({3-[bis(2-methoxyethyl)amino]-5-fluorophenoxy}methyl)phenyl]-N',N'-diethyl-N-methylurea,

N-(4-{[3-(cyclopentylamino)-5-fluorophenoxy]methyl}phenyl)-N',N'-diethyl-N-methylurea,

5 N-(4-{[3-(cyclohexylamino)-5-fluorophenoxy]methyl}phenyl)-N',N'-diethyl-N-methylurea, and

N,N-diethyl-N'-[4-({3-[ethyl(2-methoxyethyl)amino]-5-fluorophenoxy}methyl)phenyl]-N'-methylurea.

10 14. The method according to claim 1 wherein the compound is selected from the group falling within formula I and

R₁ is lower alkyl;

R₃ is selected from the group consisting of hydrogen and halogen;

R₄ is selected from the group consisting of hydrogen and halogen;

15 A is selected from the group consisting of alkoxy, alkyl, and cycloalkyl;

B is heterocycle;

X is selected from the group consisting of CH₂ and O; and

Y is selected from the group consisting of CH and N.

20 15. The method according to claim 1 wherein the compound is selected from the group of those falling within formula I and

R₁ is methyl;

R₃ is selected from the group consisting of hydrogen and fluorine;

R₄ is selected from the group consisting of hydrogen and chlorine;

25 A is selected from the group consisting of alkoxy, alkyl, and cycloalkyl;

B is tetrahydro-2H-pyranyl;

X is selected from the group consisting of CH₂ and O; and

Y is selected from the group consisting of CH and N.

16. The method according to claim 15 wherein the compound is selected from the group consisting of

N-(4-{[3-fluoro-5-(4-methoxytetrahydro-2H-pyran-4-yl)phenoxy]methyl}phenyl)-N,3,3-trimethylbutanamide,

5 2-ethyl-N-(4-{[3-fluoro-5-(4-methoxytetrahydro-2H-pyran-4-yl)phenoxy]methyl}phenyl)-N-methylbutanamide,

N-(4-{[3-fluoro-5-(4-methoxytetrahydro-2H-pyran-4-yl)phenoxy]methyl}phenyl)-N,2,2-trimethylpropanamide,

10 N-(4-{[3-fluoro-5-(4-methoxytetrahydro-2H-pyran-4-yl)phenoxy]methyl}phenyl)-N-methylcyclopentanecarboxamide,

N-(4-{[3-fluoro-5-(4-methoxytetrahydro-2H-pyran-4-yl)phenoxy]methyl}phenyl)-N-methylcyclopropanecarboxamide,

N-(4-{[3-fluoro-5-(4-methoxytetrahydro-2H-pyran-4-yl)phenoxy]methyl}phenyl)-N,2-dimethylpropanamide,

15 isopropyl 4-{[3-fluoro-5-(4-methoxytetrahydro-2H-pyran-4-yl)phenoxy]methyl}phenyl(methyl)carbamate,

propyl 4-{[3-fluoro-5-(4-methoxytetrahydro-2H-pyran-4-yl)phenoxy]methyl}phenyl(methyl)carbamate, and

20 tert-butyl 4-{[3-fluoro-5-(4-methoxytetrahydro-2H-pyran-4-yl)phenoxy]methyl}phenyl(methyl)carbamate.

17. The method according to claim 1 wherein the compound is selected from those falling within formula II and

R₁ is lower alkyl;

25 R₂ is lower alkyl;

R₃ is selected from the group consisting of hydrogen and halogen;

R₄ is selected from the group consisting of hydrogen and halogen;

B is selected from the group consisting of cycloalkyl and heterocycle;

X is selected from the group consisting of CH₂ and O; and

Y is selected from the group consisting of CH and N.

18. The method according to claim 1 wherein the compound is selected from those falling within formula II and

5 R₁ is methyl;

R₂ is methyl;

R₃ is selected from the group consisting of hydrogen and fluorine;

R₄ is selected from the group consisting of hydrogen and chlorine;

10 B is selected from the group consisting of cyclohexyl, piperidinyl, and tetrahydro-2H-pyranyl;

X is selected from the group consisting of CH₂ and O; and

Y is selected from the group consisting of CH and N.

19. The method according to claim 18 wherein the compound is selected from the group consisting of

5-{{3-(1-benzyl-4-hydroxy-4-piperidinyl)-5-fluorophenoxy}methyl}-1,3-dimethyl-1,3-dihydro-2H-benzimidazol-2-one,

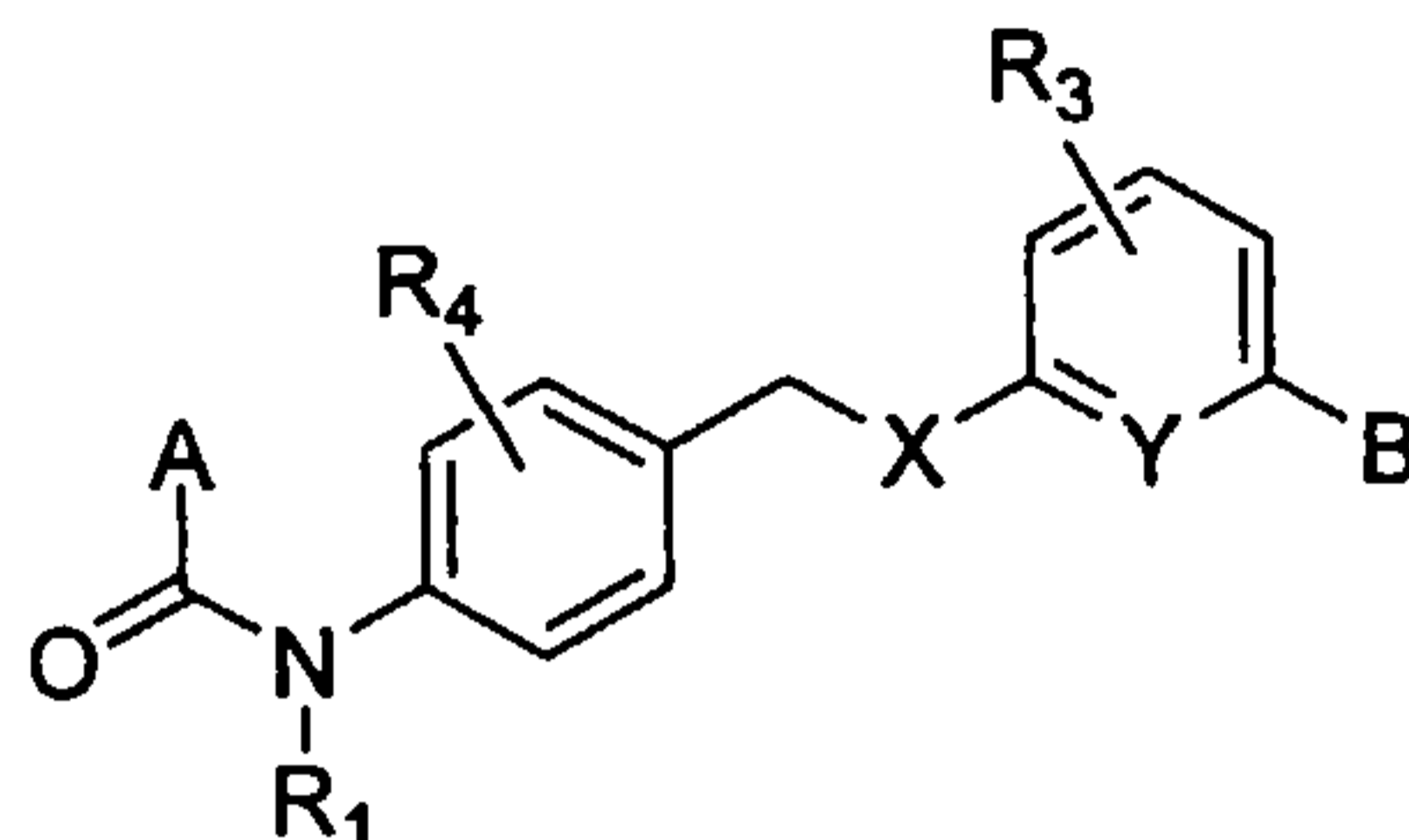
5-{{3-(trans-1,4-dimethoxycyclohexyl)-5-fluorophenoxy}methyl}-1,3-dimethyl-1,3-dihydro-2H-benzimidazol-2-one,

20 5-{{3-fluoro-5-(8-hydroxy-1,4-dioxaspiro[4.5]dec-8-yl)phenoxy}methyl}-1,3-dimethyl-1,3-dihydro-2H-benzimidazol-2-one, and

5-{{3-fluoro-5-(4-methoxytetrahydro-2H-pyran-4-yl)phenoxy}methyl}-1,3-dimethyl-1,3-dihydro-2H-benzimidazol-2-one.

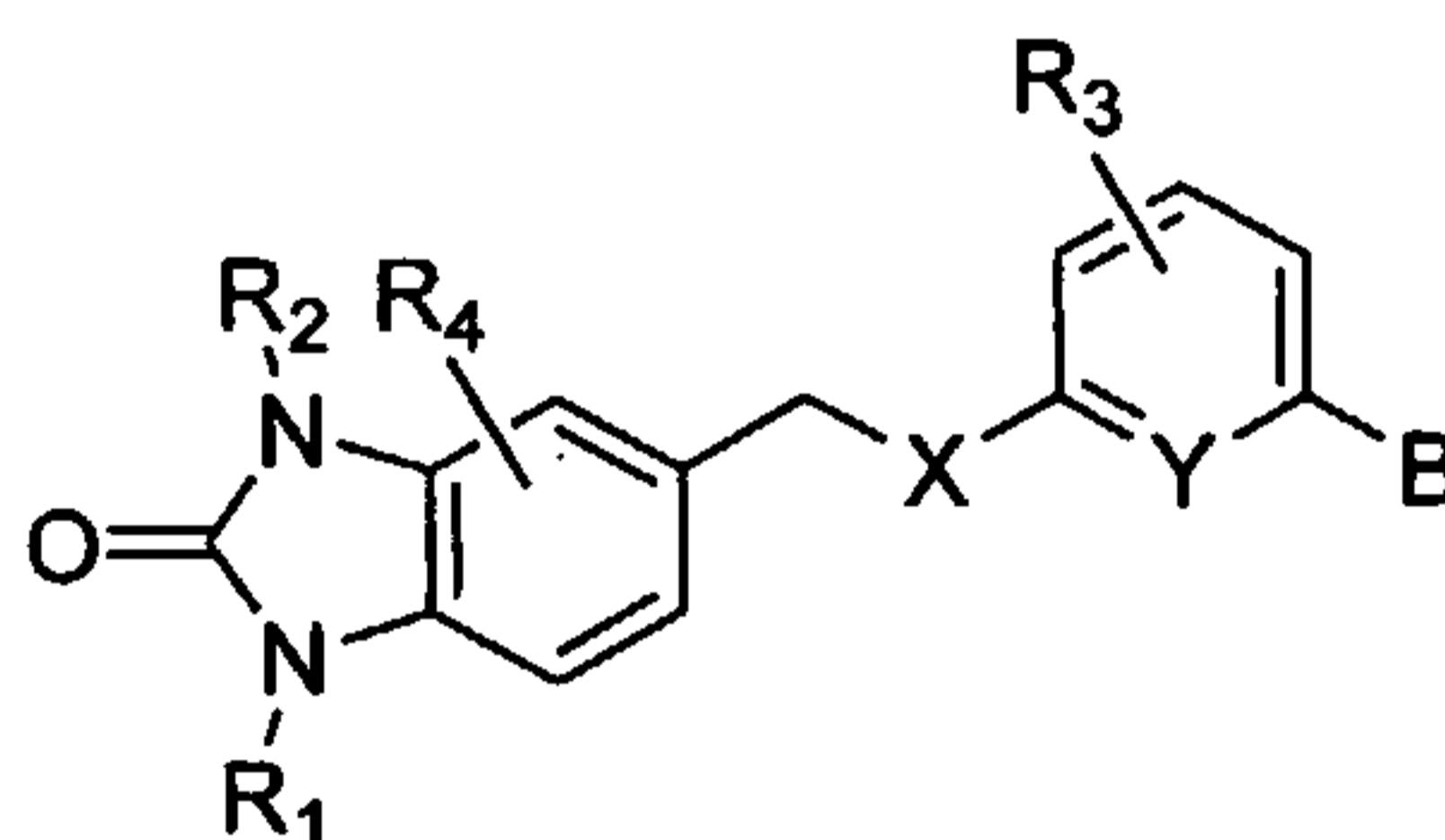
159

20. A pharmaceutical composition comprising a therapeutically effective amount of one or more compounds selected from the group of those falling within formula I



I,

5 and formula II,



II,

or mixtures thereof as well as their pharmaceutically acceptable salts in combination with a pharmaceutically acceptable carrier wherein, in formulas I and II,

10 R_1 is selected from the group consisting of hydrogen and lower alkyl;

R_2 is selected from the group consisting of hydrogen and lower alkyl;

R_3 is selected from the group consisting of hydrogen, alkoxy, alkyl, cyano, halogen, haloalkoxy, haloalkyl, and $-NR_5R_6$ wherein R_5 and R_6 are independently selected from the group consisting of hydrogen and alkyl;

15 R_4 is selected from the group consisting of hydrogen, alkoxy, alkyl, cyano, halogen, haloalkoxy, haloalkyl, and $-NR_5R_6$;

A is selected from the group consisting of alkenyl, alkyl, alkynyl, alkoxy, aryl, arylalkyl, cycloalkyl, cycloalkylalkyl, heterocycle, heterocyclealkyl, and NR_7R_8 wherein R_7 and R_8 are independently selected from the group consisting of alkenyl, alkoxyalkoxyalkyl, alkoxyalkyl, alkyl, alkynyl, aryl, arylalkyl, cyanoalkyl, cycloalkyl, cycloalkylalkyl, haloalkyl, heterocycle, heterocyclealkyl, hydroxyalkoxyalkyl, and hydroxyalkyl;

20

B is selected from the group consisting of cyclohexyl, heterocycle and NR_9R_{10} wherein R_9 and R_{10} are independently selected from the group consisting of alkenyl, alkoxyalkyl, alkyl, alkynyl, aryl, arylalkyl, cyanoalkyl, cycloalkyl, cycloalkylalkyl, haloalkyl, heterocycle, and heterocyclealkyl;

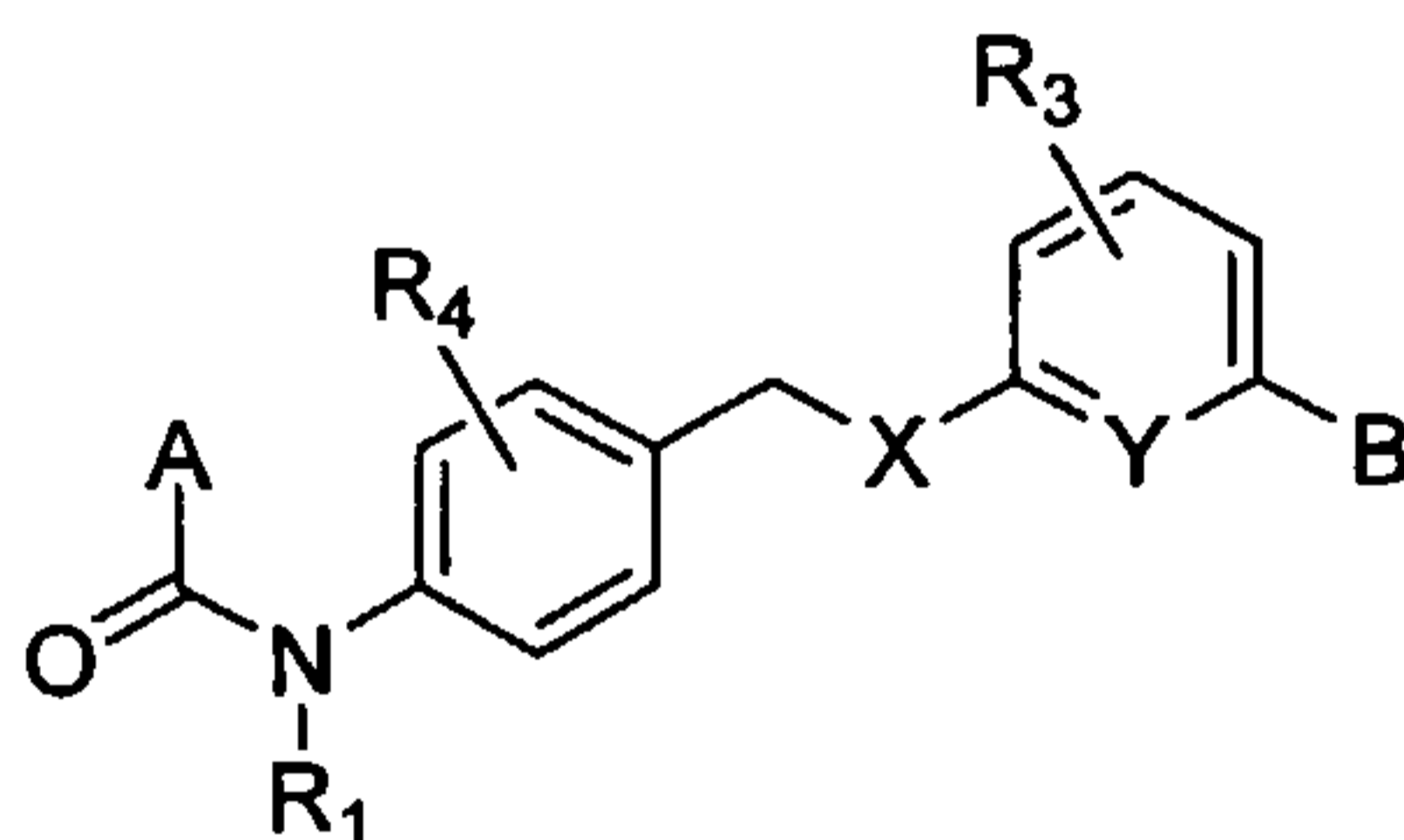
5 X is selected from the group consisting of CH_2 and O; and

Y is selected from the group consisting of CH and N.

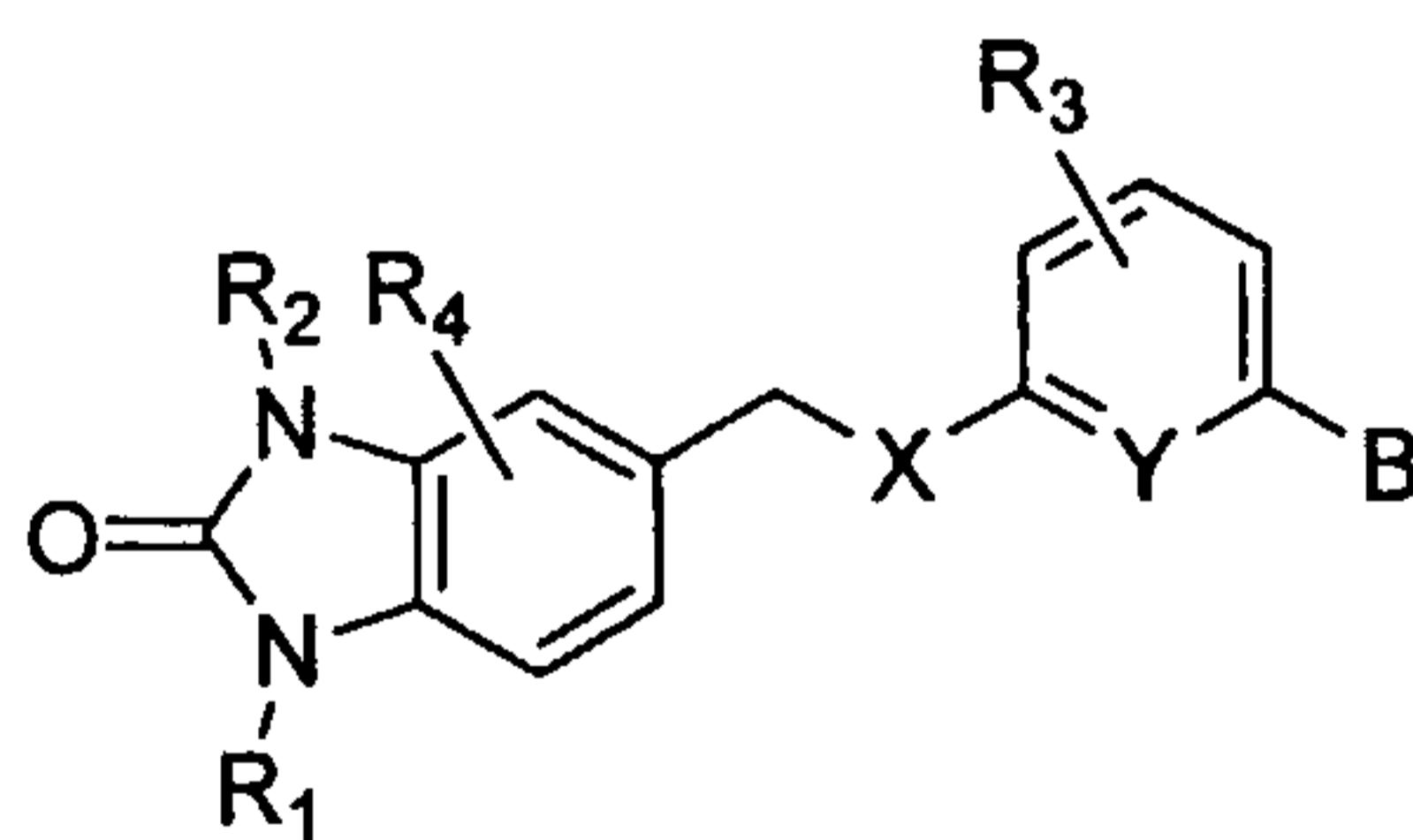
21. A method of treating an allergic disease in a mammal comprising administering to a mammal in need of such treatment, a pharmaceutically effective amount of the
10 pharmaceutical composition of claim 20.

22. The method according to claim 21 wherein the allergic disease is asthma.

23. A compound selected from the group of compounds consisting of those represented
15 by formula I and formula II below



I



II,

20 or their pharmaceutically acceptable salts, wherein, in formulas I and II,

R_1 is selected from the group consisting of hydrogen and lower alkyl;

R₂ is selected from the group consisting of hydrogen and lower alkyl;

R₃ is selected from the group consisting of hydrogen, alkoxy, alkyl, cyano, halogen,
5 haloalkoxy, haloalkyl, and -NR₅R₆ wherein R₅ and R₆ are independently selected from the
group consisting of hydrogen and alkyl;

R₄ is selected from the group consisting of hydrogen, alkoxy, alkyl, cyano, halogen,
haloalkoxy, haloalkyl, and -NR₅R₆;

10

A is selected from the group consisting of alkenyl, alkyl, alkynyl, alkoxy, aryl,
arylalkyl, cycloalkyl, cycloalkylalkyl, heterocycle, heterocyclealkyl, and NR₇R₈ wherein R₇
and R₈ are independently selected from the group consisting of alkenyl, alkoxyalkoxyalkyl,
alkoxyalkyl, alkyl, alkynyl, aryl, arylalkyl, cyanoalkyl, cycloalkyl, cycloalkylalkyl, haloalkyl,
15 heterocycle, heterocyclealkyl, hydroxyalkoxyalkyl, and hydroxyalkyl;

B is selected from the group consisting of heterocycle and NR₉R₁₀ wherein R₉ and R₁₀
are independently selected from the group consisting of alkenyl, alkoxyalkyl, alkyl, alkynyl,
aryl, arylalkyl, cyanoalkyl, cycloalkyl, cycloalkylalkyl, haloalkyl, heterocycle, and
20 heterocyclealkyl;

X is selected from the group consisting of CH₂ and O; and

Y is selected from the group consisting of CH and N;

25

with the proviso that for compounds of formula I when R₄ is hydrogen and A is
piperdiny, morpholinyl, thiomorpholinyl, piperazinyl, or NR₇R₈ and R₇ and R₈ are
independently selected from the group consisting of hydrogen, alkyl, haloalkyl, and
hydroxyalkyl then B is other than tetrahydro-2H-pyran-4-yl optionally substituted with 1

substituent selected from the group consisting of hydroxy and alkoxy or cyclohexyl optionally substituted with 1 substituent selected from the group consisting of hydroxy and alkoxy; and

with the further proviso that for compounds of formula II when R_3 is hydrogen and R_4 is hydrogen then B is other than cyclohexyl optionally substituted with 1, 2, 3, 4, or 5 substituents independently selected from alkoxy, alkyl, and hydroxy.

24. A compound according to claim 23 of formula I wherein

R_1 is selected from the group consisting of hydrogen and lower alkyl;

R_3 is selected from the group consisting of hydrogen and halogen;

10 R_4 is selected from the group consisting of hydrogen and halogen;

A is selected from the group consisting of alkyl, alkoxy, cycloalkyl, heterocycle, and NR_7R_8 wherein R_7 and R_8 are independently selected from the group consisting of alkenyl, alkoxyalkyl, alkyl, alkynyl, arylalkyl, cyanoalkyl, cycloalkyl, cycloalkylalkyl, haloalkyl, heterocyclealkyl, hydroxyalkoxyalkyl, and hydroxyalkyl;

15 B is selected from the group consisting of heterocycle and NR_9R_{10} wherein R_9 and R_{10} are independently selected from alkoxyalkyl, alkyl, and cycloalkyl;

X is selected from the group consisting of CH_2 and O; and

Y is selected from the group consisting of CH and N.

20 25. A compound according to claim 23 of formula I wherein

R_1 is methyl;

R_3 is selected from the group consisting of hydrogen and fluorine;

R_4 is selected from the group consisting of hydrogen and chlorine;

25 A is selected from the group consisting of azetidiny, azepanyl, azocanyl, furyl, pyrrolyl, pyrrolidinyl, pyrrolinyl, thiazolidinyl, and tetrahydropyridyl;

B is selected from the group consisting of morpholinyl, piperazinyl, piperdiny, tetrahydro-2H-pyranyl, pyrrolidinyl, thiomorpholinyl, and NR_9R_{10} wherein R_9 and R_{10} are independently selected from the group consisting of alkoxyalkyl and alkyl;

X is selected from the group consisting of CH_2 and O; and

Y is CH.

26. A compound according to claim 25 selected from the group consisting of
- ethyl 4-{3-fluoro-5-[(4-{methyl[(2-methyl-1-pyrrolidinyl)carbonyl]amino}benzyl)oxy]phenyl}-1-piperazinecarboxylate,
- 5 N-[4-({3-[bis(2-methoxyethyl)amino]-5-fluorophenoxy}methyl)phenyl]-N,2-dimethyl-1-pyrrolidinecarboxamide,
- N-(4-{{3-(2,6-dimethyl-4-morpholinyl)-5-fluorophenoxy}methyl}phenyl)-N,2-dimethyl-1-pyrrolidinecarboxamide,
- 10 N-(4-{{3-fluoro-5-(4-thiomorpholinyl)phenoxy}methyl}phenyl)-N,2-dimethyl-1-pyrrolidinecarboxamide,
- N-(4-{{3-fluoro-5-(4-hydroxy-1-piperidinyl)phenoxy}methyl}phenyl)-N,2-dimethyl-1-pyrrolidinecarboxamide,
- N-(4-{{3-(4-acetyl-1-piperazinyl)-5-fluorophenoxy}methyl}phenyl)-N,2-dimethyl-1-pyrrolidinecarboxamide,
- 15 N-(4-{{3-fluoro-5-(1-piperidinyl)phenoxy}methyl}phenyl)-N,2-dimethyl-1-pyrrolidinecarboxamide,
- N-[4-({3-fluoro-5-[4-(2-hydroxyethyl)-1-piperazinyl]phenoxy}methyl)phenyl]-N,2-dimethyl-1-pyrrolidinecarboxamide,
- 20 N-(4-{{3-fluoro-5-(4-methyl-1-piperidinyl)phenoxy}methyl}phenyl)-N,2-dimethyl-1-pyrrolidinecarboxamide,
- N-[4-({3-[ethyl(2-methoxyethyl)amino]-5-fluorophenoxy}methyl)phenyl]-N,2-dimethyl-1-pyrrolidinecarboxamide,
- 25 N-(4-{{3-fluoro-5-(1-pyrrolidinyl)phenoxy}methyl}phenyl)-N,2-dimethyl-1-pyrrolidinecarboxamide,
- N-(4-{{3-(1,4-dioxo-8-azaspiro[4.5]dec-8-yl)-5-fluorophenoxy}methyl}phenyl)-N,2-dimethyl-1-pyrrolidinecarboxamide,
- N-(4-{{3-fluoro-5-(4-hydroxy-4-phenyl-1-piperidinyl)phenoxy}methyl}phenyl)-N,2-dimethyl-1-pyrrolidinecarboxamide,

N-(4-{[3-fluoro-5-(3-hydroxy-1-pyrrolidinyl)phenoxy]methyl}phenyl)-N,2-dimethyl-1-pyrrolidinecarboxamide,

N-[4-({3-fluoro-5-[4-(2-methoxyethyl)-1-piperazinyl]phenoxy}methyl)phenyl]-N,2-dimethyl-1-pyrrolidinecarboxamide,

5 N-(4-{[3-fluoro-5-(4-methoxytetrahydro-2H-pyran-4-yl)phenoxy]methyl}phenyl)-N-methyl-1-azocanecarboxamide,

N-(4-{[3-fluoro-5-(4-methoxytetrahydro-2H-pyran-4-yl)phenoxy]methyl}phenyl)-3-hydroxy-N-methyl-1-pyrrolidinecarboxamide,

10 N-(4-{[3-fluoro-5-(4-methoxytetrahydro-2H-pyran-4-yl)phenoxy]methyl}phenyl)-N,2-dimethyl-1-pyrrolidinecarboxamide,

N-(4-{[3-fluoro-5-(4-methoxytetrahydro-2H-pyran-4-yl)phenoxy]methyl}phenyl)-N-methyl-1-pyrrolidinecarboxamide,

N-(4-{[3-fluoro-5-(4-methoxytetrahydro-2H-pyran-4-yl)phenoxy]methyl}phenyl)-N,2,5-trimethyl-1-pyrrolidinecarboxamide,

15 (3R)-N-(4-{[3-fluoro-5-(4-methoxytetrahydro-2H-pyran-4-yl)phenoxy]methyl}phenyl)-3-hydroxy-N-methyl-1-pyrrolidinecarboxamide,

3-ethyl-N-(4-{[3-fluoro-5-(4-methoxytetrahydro-2H-pyran-4-yl)phenoxy]methyl}phenyl)-N,2,4-trimethyl-1-pyrrolidinecarboxamide,

20 N-(4-{[3-fluoro-5-(4-methoxytetrahydro-2H-pyran-4-yl)phenoxy]methyl}phenyl)-N,2,5-trimethyl-2,5-dihydro-1H-pyrrole-1-carboxamide,

N-(4-{2-[3-fluoro-5-(4-methoxytetrahydro-2H-pyran-4-yl)phenyl]ethyl}phenyl)-N,2-dimethyl-1-pyrrolidinecarboxamide,

N-(4-{[3-fluoro-5-(4-methoxytetrahydro-2H-pyran-4-yl)phenoxy]methyl}phenyl)-N-methyl-1H-pyrrole-1-carboxamide,

25 N-(4-{[3-fluoro-5-(4-methoxytetrahydro-2H-pyran-4-yl)phenoxy]methyl}phenyl)-N-methyl-2,5-dihydro-1H-pyrrole-1-carboxamide,

N-(4-{[3-fluoro-5-(4-methoxytetrahydro-2H-pyran-4-yl)phenoxy]methyl}phenyl)-N-methyl-1,3-thiazolidine-3-carboxamide,

N-(4-{[3-fluoro-5-(4-methoxytetrahydro-2H-pyran-4-yl)phenoxy]methyl}phenyl)-N-methyl-3,6-dihydro-1(2H)-pyridinecarboxamide,

N-(4-{[3-fluoro-5-(4-methoxytetrahydro-2H-pyran-4-yl)phenoxy]methyl}phenyl)-N-methyl-1-azepanecarboxamide,

5 N-(4-{[3-fluoro-5-(4-methoxytetrahydro-2H-pyran-4-yl)phenoxy]methyl}phenyl)-N-methyl-1-azetidinecarboxamide,

(2R)-N-(4-{[3-fluoro-5-(4-methoxytetrahydro-2H-pyran-4-yl)phenoxy]methyl}phenyl)-2-(hydroxymethyl)-N-methyl-1-pyrrolidinecarboxamide,

10 (2S)-N-(4-{[3-fluoro-5-(4-methoxytetrahydro-2H-pyran-4-yl)phenoxy]methyl}phenyl)-2-(hydroxymethyl)-N-methyl-1-pyrrolidinecarboxamide,

N-(4-{[3-fluoro-5-(4-hydroxytetrahydro-2H-pyran-4-yl)phenoxy]methyl}phenyl)-N,2-dimethyl-1-pyrrolidinecarboxamide,

N-{4-[(3-fluoro-5-tetrahydro-2H-pyran-4-yl)phenoxy]methyl}phenyl}-N,2-dimethyl-1-pyrrolidinecarboxamide,

15 N-(4-{[3-fluoro-5-(4-morpholinyl)phenoxy]methyl}phenyl)-N,2-dimethyl-1-pyrrolidinecarboxamide,

(-) N-(4-{[3-fluoro-5-(4-morpholinyl)phenoxy]methyl}phenyl)-N,2-dimethyl-1-pyrrolidinecarboxamide,

20 (+) N-(4-{[3-fluoro-5-(4-morpholinyl)phenoxy]methyl}phenyl)-N,2-dimethyl-1-pyrrolidinecarboxamide,

N-(4-{[3-fluoro-5-(2-methyl-3-oxo-1-piperazinyl)phenoxy]methyl}phenyl)-N,2-dimethyl-1-pyrrolidinecarboxamide, and

N-(4-{[3-fluoro-5-(4-methoxytetrahydro-2H-pyran-4-yl)phenoxy]methyl}phenyl)-N-methyl-2-furamide.

25

27. A compound according to claim 23 of formula I wherein

R₁ is methyl;

R₃ is selected from the group consisting of hydrogen and fluorine;

R₄ is selected from the group consisting of hydrogen and chlorine;

A is NR₇R₈ wherein R₇ and R₈ are independently selected from the group consisting of hydrogen, alkenyl, alkoxyalkyl, alkyl, alkynyl, cyanoalkyl, cycloalkyl, cycloalkylalkyl, 2-(1,3-dioxolan-2-yl)ethyl, tetrahydro-2-furanylmethyl, hydroxyalkoxyalkyl, and 2-phenylethyl;

5 B is selected from the group consisting of tetrahydro-2H-pyranyl and cyclohexyl;
X is selected from the group consisting of CH₂ and O; and
Y is CH.

28. A compound according to claim 27 selected from the group consisting of

10 N-allyl-N'-(4-{[3-fluoro-5-(4-methoxytetrahydro-2H-pyran-4-yl)phenoxy]methyl}phenyl)-N,N'-dimethylurea,
N-(3-chloro-4-{[3-fluoro-5-(4-methoxytetrahydro-2H-pyran-4-yl)phenoxy]methyl}phenyl)-N,N',N'-trimethylurea,
N-(cyclopropylmethyl)-N'-(4-{[3-fluoro-5-(4-methoxytetrahydro-2H-pyran-4-yl)phenoxy]methyl}phenyl)-N'-methyl-N-propylurea,

15 N-(4-{[3-fluoro-5-(4-methoxytetrahydro-2H-pyran-4-yl)phenoxy]methyl}phenyl)-N,N'-dimethyl-N'-(2-propynyl)urea,
N-(2-cyanoethyl)-N-cyclopropyl-N'-(4-{[3-fluoro-5-(4-methoxytetrahydro-2H-pyran-4-yl)phenoxy]methyl}phenyl)-N'-methylurea,

20 N-allyl-N-ethyl-N'-(4-{[3-fluoro-5-(4-methoxytetrahydro-2H-pyran-4-yl)phenoxy]methyl}phenyl)-N'-methylurea,
N-(4-{[3-fluoro-5-(4-methoxytetrahydro-2H-pyran-4-yl)phenoxy]methyl}phenyl)-N'-(2-methoxyethyl)-N,N'-dimethylurea,
N-[2-(1,3-dioxolan-2-yl)ethyl]-N'-(4-{[3-fluoro-5-(4-methoxytetrahydro-2H-pyran-4-yl)phenoxy]methyl}phenyl)-N,N'-dimethylurea,

25 N,N-diallyl-N'-(4-{[3-fluoro-5-(4-methoxytetrahydro-2H-pyran-4-yl)phenoxy]methyl}phenyl)-N'-methylurea,
N'-cyclobutyl-N-(4-{[3-fluoro-5-(4-methoxytetrahydro-2H-pyran-4-yl)phenoxy]methyl}phenyl)-N-methylurea,

N-(4-{[3-fluoro-5-(4-methoxytetrahydro-2H-pyran-4-yl)phenoxy]methyl}phenyl)-N-methyl-N'-(tetrahydro-2-furanylmethyl)urea,

N-(4-{[3-fluoro-5-(4-methoxytetrahydro-2H-pyran-4-yl)phenoxy]methyl}phenyl)-N'-(2-methoxyethyl)-N-methylurea,

5 N-(4-{[3-fluoro-5-(4-methoxytetrahydro-2H-pyran-4-yl)phenoxy]methyl}phenyl)-N-methyl-N'-(2-propynyl)urea,

N-(4-{[3-fluoro-5-(4-methoxytetrahydro-2H-pyran-4-yl)phenoxy]methyl}phenyl)-N'-[2-(2-hydroxyethoxy)ethyl]-N-methylurea,

10 N'-allyl-N-(4-{[3-fluoro-5-(4-methoxytetrahydro-2H-pyran-4-yl)phenoxy]methyl}phenyl)-N-methylurea,

N-(4-{[3-fluoro-5-(4-methoxytetrahydro-2H-pyran-4-yl)phenoxy]methyl}phenyl)-N'-(2-methoxy-1-methylethyl)-N-methylurea,

N'-(cyanomethyl)-N-(4-{[3-fluoro-5-(4-methoxytetrahydro-2H-pyran-4-yl)phenoxy]methyl}phenyl)-N-methylurea,

15 N'-cyclopropyl-N-(4-{[3-fluoro-5-(4-methoxytetrahydro-2H-pyran-4-yl)phenoxy]methyl}phenyl)-N-methylurea,

N-(4-{[3-fluoro-5-(4-methoxytetrahydro-2H-pyran-4-yl)phenoxy]methyl}phenyl)-N-methyl-N'-(2-methyl-2-propenyl)urea,

20 N'-(cyclopropylmethyl)-N-(4-{[3-fluoro-5-(4-methoxytetrahydro-2H-pyran-4-yl)phenoxy]methyl}phenyl)-N-methylurea,

N'-cyclopentyl-N-(4-{[3-fluoro-5-(4-methoxytetrahydro-2H-pyran-4-yl)phenoxy]methyl}phenyl)-N-methylurea,

N'-[bicyclo[2.2.1]hept-2-yl]-N-(4-{[3-fluoro-5-(4-methoxytetrahydro-2H-pyran-4-yl)phenoxy]methyl}phenyl)-N-methylurea,

25 N-(4-{[3-fluoro-5-(4-methoxytetrahydro-2H-pyran-4-yl)phenoxy]methyl}phenyl)-N'-[2-(4-hydroxyphenyl)ethyl]-N-methylurea,

N'-(2-cyanoethyl)-N-(4-{[3-fluoro-5-(4-methoxytetrahydro-2H-pyran-4-yl)phenoxy]methyl}phenyl)-N-methylurea,

N-(4-{[3-fluoro-5-(4-methoxytetrahydro-2H-pyran-4-yl)phenoxy]methyl}phenyl)-N'-[1-(hydroxymethyl)cyclopentyl]-N-methylurea,

N'-(2,2-dimethylcyclopentyl)-N-(4-{[3-fluoro-5-(4-methoxytetrahydro-2H-pyran-4-yl)phenoxy]methyl}phenyl)-N-methylurea,

5 N-ethyl-N'-(4-{[3-fluoro-5-(4-methoxytetrahydro-2H-pyran-4-yl)phenoxy]methyl}phenyl)-N-(2-methoxyethyl)-N'-methylurea,

N-butyl-N-(cyanomethyl)-N'-(4-{[3-fluoro-5-(4-methoxytetrahydro-2H-pyran-4-yl)phenoxy]methyl}phenyl)-N'-methylurea,

10 N-[4-({3-fluoro-5-[4-(2-propynyloxy)tetrahydro-2H-pyran-4-yl]phenoxy}methyl)phenyl]-N,N',N'-trimethylurea,

N,N-diethyl-N'-(4-{[3-(4-ethyltetrahydro-2H-pyran-4-yl)phenoxy]methyl}phenyl)-N'-methylurea,

ethyl 4-[3-({4-
15 [[(diethylamino)carbonyl](methylamino)benzyl}oxy)phenyl]tetrahydro-2H-pyran-4-carboxylate, and

N,N-diethyl-N'-{4-[(3-fluoro-5-tetrahydro-2H-pyran-4-yl)phenoxy]methyl}phenyl}-N'-methylurea.

29. A compound according to claim 23 of formula I wherein

20 R₁ is methyl;

R₃ is selected from the group consisting of hydrogen and fluorine;

R₄ is selected from the group consisting of hydrogen and chlorine;

A is NR₇R₈ wherein R₇ and R₈ are independently selected from the group consisting of hydrogen and alkyl;

25 B is selected from the group consisting of morpholinyl, piperazinyl, piperdinyll, pyrrolidinyl, thiomorpholinyl, and NR₉R₁₀ wherein R₉ and R₁₀ are independently selected from the group consisting of hydrogen, alkoxyalkyl, alkyl, and cycloalkyl;

X is selected from the group consisting of CH₂ and O; and

Y is CH.

30. A compound according to claim 29 selected from the group consisting of
ethyl 4-[3-({4-[[[(diethylamino)carbonyl](methyl)amino]benzyl}oxy)-5-fluorophenyl]-
1-piperazinecarboxylate,
- 5 N-[4-({3-[bis(2-methoxyethyl)amino]-5-fluorophenoxy}methyl)phenyl]-N',N'-
diethyl-N-methylurea,
N-(4-{[3-(2,6-dimethyl-4-morpholinyl)-5-fluorophenoxy]methyl}phenyl)-N',N'-
diethyl-N-methylurea,
N,N-diethyl-N'-(4-{[3-fluoro-5-(4-thiomorpholinyl)phenoxy]methyl}phenyl)-N'-
10 methylurea,
N,N-diethyl-N'-(4-{[3-fluoro-5-(4-hydroxy-1-piperidinyl)phenoxy]methyl}phenyl)-
N'-methylurea,
N-(4-{[3-(4-acetyl-1-piperazinyl)-5-fluorophenoxy]methyl}phenyl)-N',N'-diethyl-N-
methylurea,
- 15 N,N-diethyl-N'-(4-{[3-fluoro-5-(1-piperidinyl)phenoxy]methyl}phenyl)-N'-
methylurea,
N-(4-{[3-(cyclopentylamino)-5-fluorophenoxy]methyl}phenyl)-N',N'-diethyl-N-
methylurea,
N-(4-{[3-(cyclohexylamino)-5-fluorophenoxy]methyl}phenyl)-N',N'-diethyl-N-
20 methylurea,
N,N-diethyl-N'-[4-({3-fluoro-5-[4-(2-hydroxyethyl)-1-
piperazinyl]phenoxy}methyl)phenyl]-N'-methylurea,
N,N-diethyl-N'-(4-{[3-fluoro-5-(4-methyl-1-piperidinyl)phenoxy]methyl}phenyl)-N'-
methylurea,
- 25 N,N-diethyl-N'-[4-({3-[ethyl(2-methoxyethyl)amino]-5-
fluorophenoxy}methyl)phenyl]-N'-methylurea,
N,N-diethyl-N'-(4-{[3-fluoro-5-(1-pyrrolidinyl)phenoxy]methyl}phenyl)-N'-
methylurea,

N,N-diethyl-N'-(4-{[3-fluoro-5-(2-methyl-3-oxo-1-piperazinyl)phenoxy]methyl}phenyl)-N'-methylurea,

tert-butyl 4-[3-({4-[[[(diethylamino)carbonyl](methyl)amino]benzyl}oxy)-5-fluorophenyl]-4-hydroxy-1-piperidinecarboxylate, and

5 N,N-diethyl-N'-(4-{[3-fluoro-5-(4-morpholinyl)phenoxy]methyl}phenyl)-N'-methylurea.

31. A compound according to claim 23 of formula I wherein
R₄ is halogen.

10

32. A compound according to claim 23 of formula I wherein
R₄ is chlorine.

33. A compound according to claim 23 of formula I wherein
15 R₁ is methyl;
R₃ is selected from the group consisting of hydrogen and fluorine;
R₄ is chlorine;

A is NR₇R₈ wherein R₇ and R₈ are independently selected from the group consisting of
hydrogen and alkyl;

20

B is tetrahydro-2H-pyranyl;
X is O; and
Y is CH.

34. A compound according to claim 33 that is N-(3-chloro-4-{[3-fluoro-5-(4-
25 methoxytetrahydro-2H-pyran-4-yl)phenoxy]methyl}phenyl)-N,N',N'-trimethylurea.

35. A compound according to claim 23 of formula I wherein
Y is N.

36. A compound according to claim 23 of formula I wherein

R₁ is methyl;

R₃ is hydrogen;

R₄ is hydrogen;

5 A is selected from the group consisting of pyrrolidinyl and NR₇R₈ wherein R₇ and R₈ are independently selected from the group consisting of hydrogen and alkyl;

B is tetrahydro-2H-pyranyl;

X is O; and

Y is N.

10

37. A compound according to claim 36 selected from the group consisting of

(+) N-[4-({[6-(4-hydroxytetrahydro-2H-pyran-4-yl)-2-pyridinyl]oxy}methyl)phenyl]-

N,2-dimethyl-1-pyrrolidinecarboxamide,

(-) N-[4-({[6-(4-hydroxytetrahydro-2H-pyran-4-yl)-2-pyridinyl]oxy}methyl)phenyl]-

15 N,2-dimethyl-1-pyrrolidinecarboxamide, and

N,N-diethyl-N'-[4-({[6-(4-hydroxytetrahydro-2H-pyran-4-yl)-2-

pyridinyl]oxy}methyl)phenyl]-N'-methylurea.

38. A compound according to claim 23 of formula I wherein

20

R₁ is selected from the group consisting of hydrogen and alkyl;

R₃ is selected from the group consisting of hydrogen and halogen;

R₄ is selected from the group consisting of hydrogen and halogen;

A is selected from the group consisting of alkoxy, alkyl, and cycloalkyl;

X is O; and

25

Y is CH.

39. A compound according to claim 23 of formula I wherein

R₁ is methyl;

R₃ is fluorine;

R₄ is hydrogen;

A is selected from the group consisting of alkoxy, alkyl, and cycloalkyl;

B is tetrahydro-2H-pyranyl;

X is O; and

5 Y is CH.

40. A compound according to claim 39 selected from the group consisting of
N-(4-{[3-fluoro-5-(4-methoxytetrahydro-2H-pyran-4-yl)phenoxy]methyl}phenyl)-
N,3,3-trimethylbutanamide,

10 2-ethyl-N-(4-{[3-fluoro-5-(4-methoxytetrahydro-2H-pyran-4-
yl)phenoxy]methyl}phenyl)-N-methylbutanamide,

N-(4-{[3-fluoro-5-(4-methoxytetrahydro-2H-pyran-4-yl)phenoxy]methyl}phenyl)-
N,2,2-trimethylpropanamide,

15 N-(4-{[3-fluoro-5-(4-methoxytetrahydro-2H-pyran-4-yl)phenoxy]methyl}phenyl)-N-
methylcyclopentanecarboxamide,

N-(4-{[3-fluoro-5-(4-methoxytetrahydro-2H-pyran-4-yl)phenoxy]methyl}phenyl)-N-
methylcyclopropanecarboxamide,

N-(4-{[3-fluoro-5-(4-methoxytetrahydro-2H-pyran-4-yl)phenoxy]methyl}phenyl)-
N,2-dimethylpropanamide,

20 isopropyl 4-{[3-fluoro-5-(4-methoxytetrahydro-2H-pyran-4-
yl)phenoxy]methyl}phenyl(methyl)carbamate,

propyl 4-{[3-fluoro-5-(4-methoxytetrahydro-2H-pyran-4-
yl)phenoxy]methyl}phenyl(methyl)carbamate, and

25 tert-butyl 4-{[3-fluoro-5-(4-methoxytetrahydro-2H-pyran-4-
yl)phenoxy]methyl}phenyl(methyl)carbamate.

41. A compound according to claim 23 of formula II wherein

R₁ is methyl;

R₂ is methyl;

R₃ is halogen;

R₄ is selected from the group consisting of hydrogen and halogen;

X is selected from the group consisting of CH₂ and O; and

Y is selected from the group consisting of CH and N.

5

42. A compound according to claim 23 of formula II wherein

R₁ is methyl;

R₂ is methyl;

R₃ is fluorine;

10

R₄ is hydrogen;

B is selected from the group consisting of cyclohexyl, piperdiny, and tetrahydro-2H-pyranyl;

X is O; and

Y is CH.

15

43. A compound according to claim 42 selected from the group consisting of

5-{{3-(1-benzyl-4-hydroxy-4-piperidiny)-5-fluorophenoxy}methyl}-1,3-dimethyl-1,3-dihydro-2H-benzimidazol-2-one,

5-{{3-(trans-1,4-dimethoxycyclohexyl)-5-fluorophenoxy}methyl}-1,3-dimethyl-1,3-dihydro-2H-benzimidazol-2-one,

20

5-{{3-fluoro-5-(8-hydroxy-1,4-dioxaspiro[4.5]dec-8-yl)phenoxy}methyl}-1,3-dimethyl-1,3-dihydro-2H-benzimidazol-2-one, and

5-{{3-fluoro-5-(4-methoxytetrahydro-2H-pyran-4-yl)phenoxy}methyl}-1,3-dimethyl-1,3-dihydro-2H-benzimidazol-2-one.

25

44. A method for treating asthma in a mammal which comprises administering to a mammal in need of such treatment, a pharmaceutically effective amount of a selective interleukin 5 gene expression inhibitor.

