



US00D751331S

(12) **United States Design Patent**
Rashid

(10) **Patent No.:** **US D751,331 S**

(45) **Date of Patent:** **** Mar. 15, 2016**

(54) **CARAFE**

(71) Applicant: **Seventh Generation Ventures, Inc.**,
Burlington, VT (US)

(72) Inventor: **Karim Rashid**, New York, NY (US)

(73) Assignee: **Seventh Generation Ventures, Inc.**,
Burlington, VT (US)

(**) Term: **14 Years**

(21) Appl. No.: **29/503,276**

(22) Filed: **Sep. 24, 2014**

(51) **LOC (10) Cl.** **07-01**

(52) **U.S. Cl.**
USPC **D7/316; D7/598**

(58) **Field of Classification Search**
USPC D7/300, 316-319, 598, 600, 321;
D23/207, 209; 222/144.5; 219/209;
99/300, 285, 323.3; 210/237, 474
CPC . B01D 35/027; A47G 19/22; A47G 23/0241;
A47J 43/44; C02F 1/003; H04B 10/801
See application file for complete search history.

(56) **References Cited**

U.S. PATENT DOCUMENTS

D174,370	S	*	4/1955	Barnhart	D7/319
D200,487	S	*	3/1965	Dann, Jr. et al.	D7/317
D214,831	S	*	8/1969	Lomont	D7/598
D223,465	S	*	4/1972	De Puy	D7/317
D300,107	S	*	3/1989	Trombly	D7/317
D409,051	S	*	5/1999	Huang	D7/598
D435,996	S	*	1/2001	Joergensen	D7/317
D480,272	S	*	10/2003	Yang	D7/598

D551,014	S	*	9/2007	Huang	D7/317
D555,416	S	*	11/2007	Bodum	D7/316
D560,445	S	*	1/2008	Tardif	D7/679
D621,648	S	*	8/2010	Lown	D7/300.1
D635,403	S	*	4/2011	Conway	D11/152
D640,084	S	*	6/2011	Sheppard	D7/316
D646,932	S	*	10/2011	Melms, Jr.	D7/598
D655,563	S	*	3/2012	Kern	D7/317
D657,180	S	*	4/2012	Smiedt	D23/209
D661,939	S	*	6/2012	Kern	D7/316
D688,918	S	*	9/2013	Jin	D7/590
D711,180	S	*	8/2014	Villa	D7/300.1
D728,316	S	*	5/2015	Breit	D7/598
2013/0301378	A1	*	11/2013	Junkers	B01F 7/00583 366/241

* cited by examiner

Primary Examiner — Marianne Pandozzi

(74) *Attorney, Agent, or Firm* — Justin W. McCabe; Dunkiel
Saunders Elliott Raubvogel & Hand, PLLC

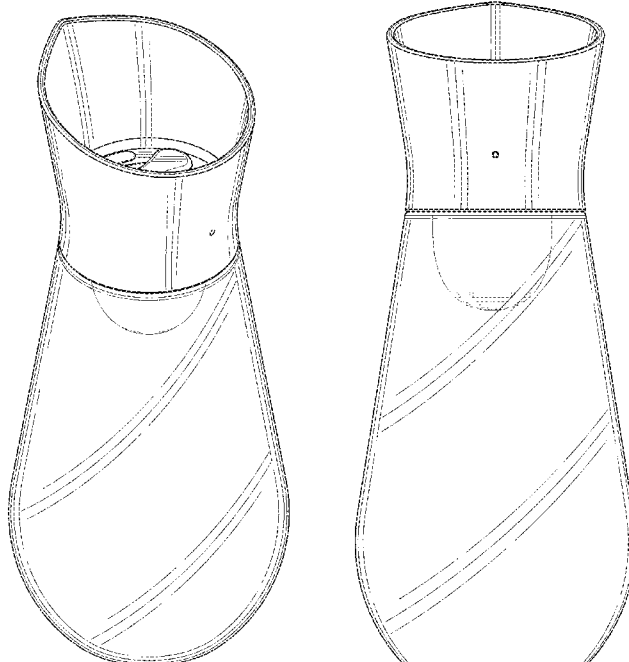
(57) **CLAIM**

The ornamental design for a carafe, as shown and described.

DESCRIPTION

FIG. 1 is a perspective view of the carafe according to an embodiment of the present invention;
FIGS. 2 to 5 are side elevation views of the carafe of FIG. 1;
FIG. 6 is a top plan view of the carafe of FIG. 1; and,
FIG. 7 is an exploded perspective view of a carafe according to another embodiment of the present invention.
The bottom of the carafe is non-ornamental.
The broken line showing of environmental structure in the drawings is for illustrative purposes only and forms no part of the claimed design.

1 Claim, 7 Drawing Sheets



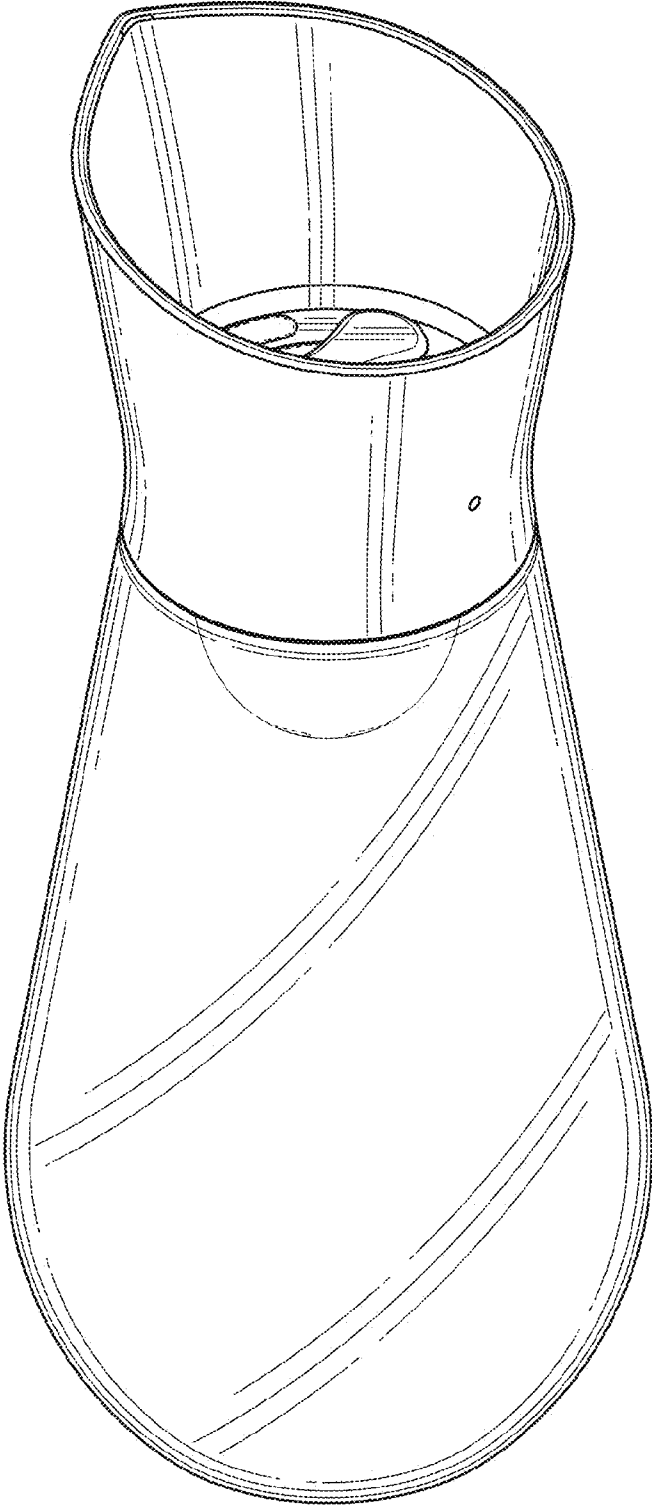


FIG. 1

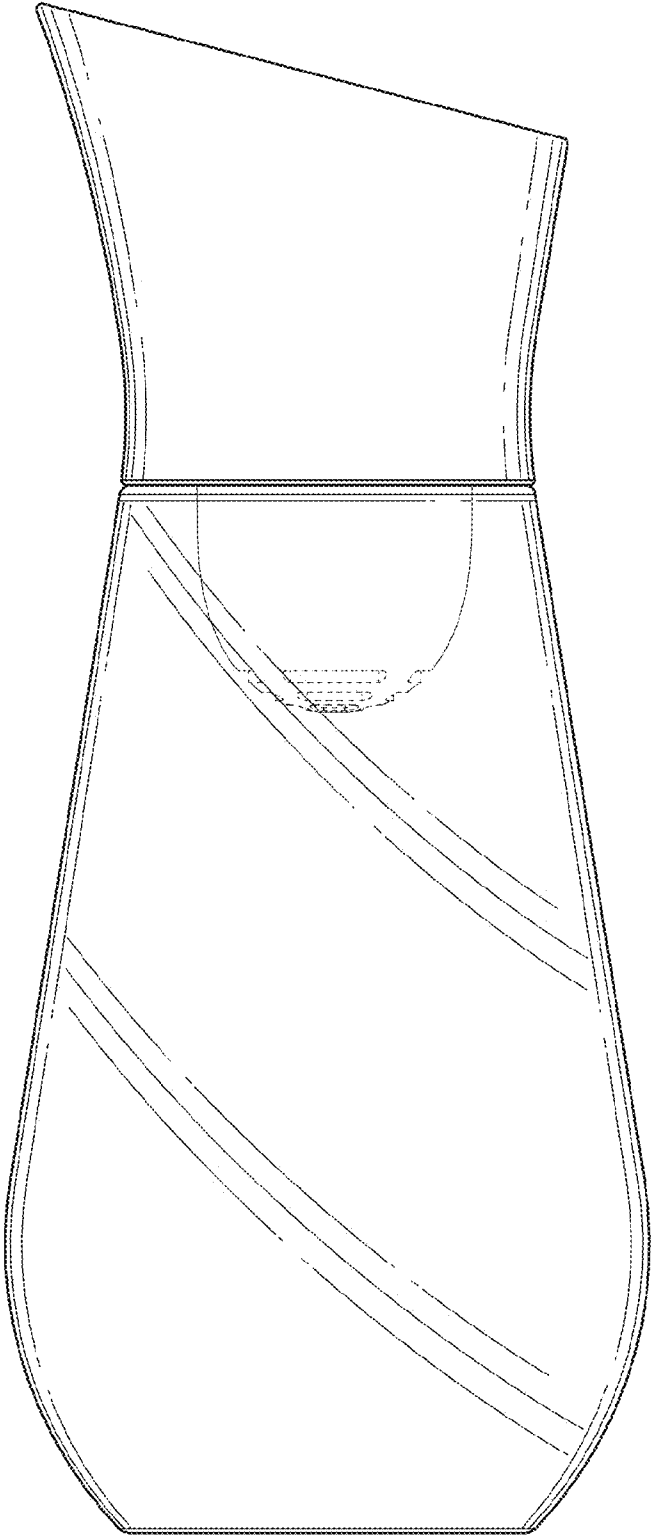


FIG. 2

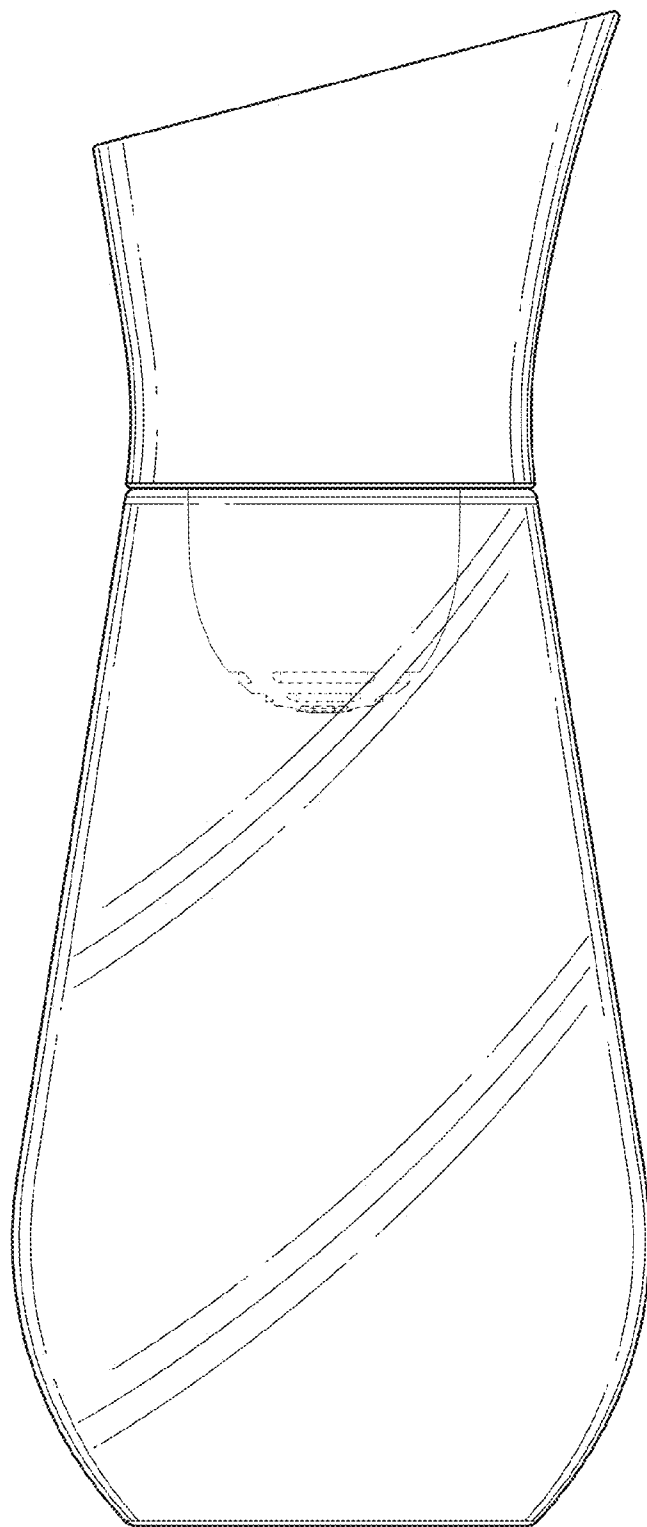


FIG. 3

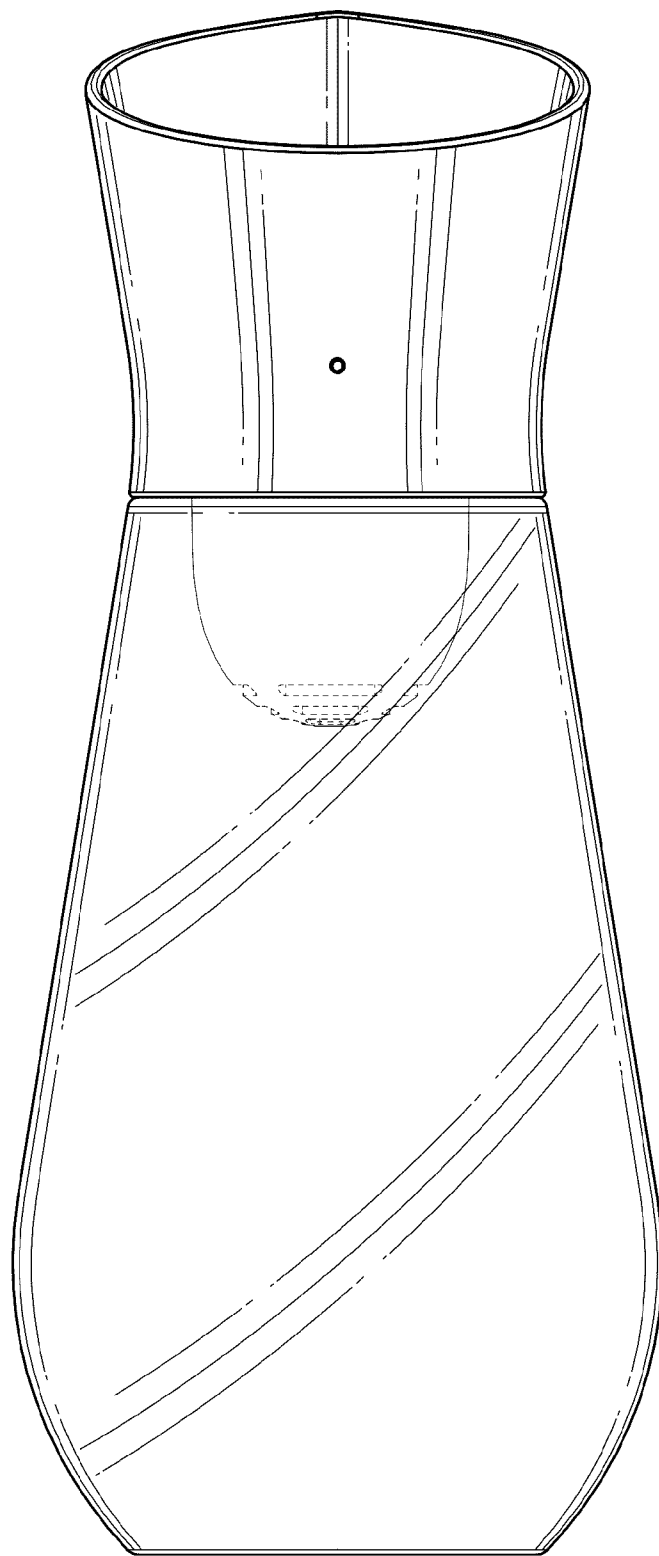


FIG. 4

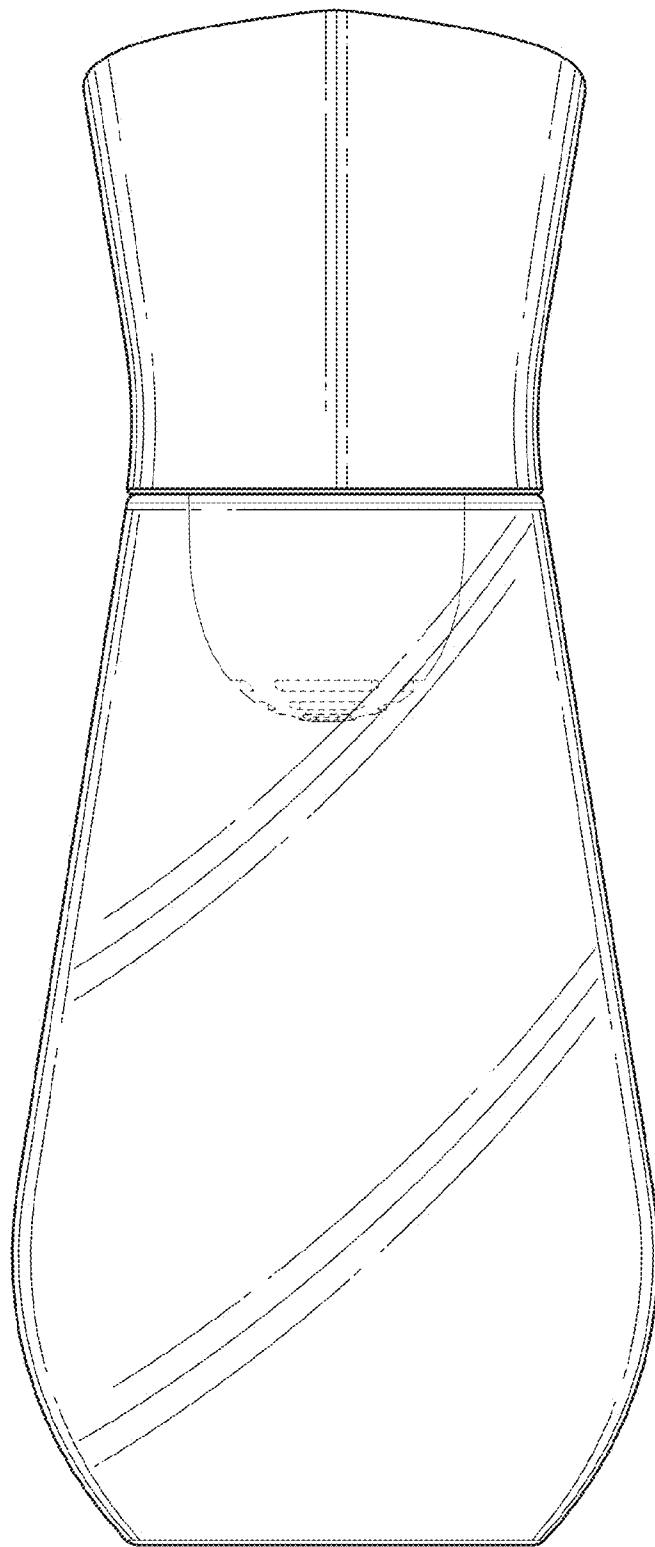


FIG. 5

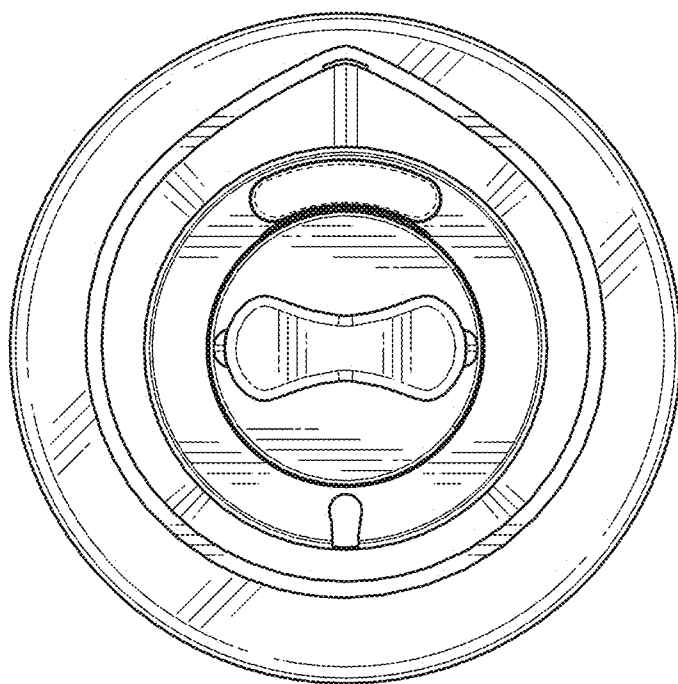


FIG. 6

FIG. 7

