



US00D410952S

# United States Patent [19]

[11] Patent Number: **Des. 410,952**

**Hadtke et al.**

[45] Date of Patent: **\*\* Jun. 15, 1999**

[54] **WRITING INSTRUMENT**

[75] Inventors: **Frederick B. Hadtke**, New Providence;  
**Linda El-Fakir**, Edison, both of N.J.

[73] Assignee: **Pentech International Inc.**, Edison,  
N.J.

[\*\*] Term: **14 Years**

[21] Appl. No.: **29/092,320**

[22] Filed: **Aug. 17, 1998**

[51] **LOC (6) Cl.** ..... **19-06**

[52] **U.S. Cl.** ..... **D19/47; D19/41; D19/48;**  
D19/51

[58] **Field of Search** ..... D19/35, 36, 41-51,  
D19/53-58, 81-85, 66; 401/6, 7, 88, 99,  
100, 209

[56] **References Cited**

**U.S. PATENT DOCUMENTS**

D. 080,585 2/1930 Thomas et al. .... D19/42 X

D. 280,421	9/1985	Giugiaro	.....	D19/49
D. 324,238	2/1992	Nitta	.....	D19/49
D. 339,606	9/1993	Podobrin	.....	D19/43
D. 353,397	12/1994	Banik	.....	D19/66
D. 388,825	1/1998	Kouda	.....	D19/51 X
D. 396,058	7/1998	Schmidt et al.	.....	D19/55 X
D. 402,690	12/1998	Hazzard	.....	D19/51

*Primary Examiner*—Martie K. Holtje  
*Attorney, Agent, or Firm*—Sperry, Zoda & Kane

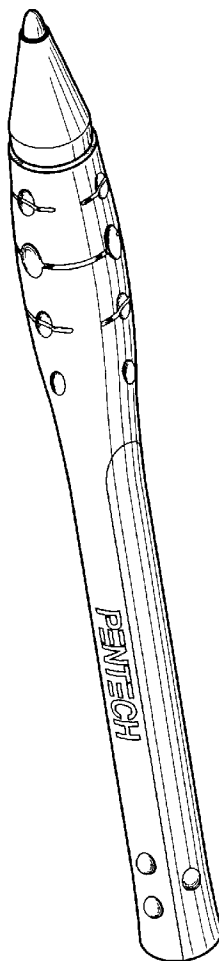
[57] **CLAIM**

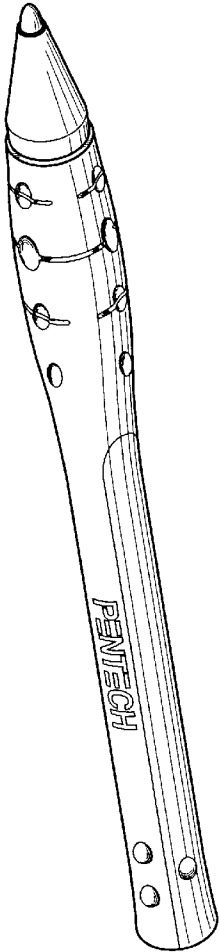
The ornamental design for a writing instrument, as shown.

**DESCRIPTION**

FIG. 1 is a perspective illustration of a writing instrument embodying our new design;  
FIG. 2 is a bottom plan view;  
FIG. 3 is a front elevational view;  
FIG. 4 is a right side elevational view;  
FIG. 5 is a rear elevational view; and,  
FIG. 6 is a top plan view.

**1 Claim, 1 Drawing Sheet**





**FIG. 1**




**FIG. 2**



**FIG. 3**



**FIG. 4**



**FIG. 5**



**FIG. 6**