



US00D401595S

# United States Patent [19] Guttadauro

[11] Patent Number: **Des. 401,595**

[45] Date of Patent: **\*\*Nov. 24, 1998**

[54] ANTENNA COVER

[76] Inventor: **David A. Guttadauro**, 365 Salem St., Wakefield, Mass. 01880

[\*\*] Term: **14 Years**

[21] Appl. No.: **68,356**

[22] Filed: **Apr. 7, 1997**

[51] **LOC (6) Cl.** ..... **14-03**

[52] **U.S. Cl.** ..... **D14/230**

[58] **Field of Search** ..... D14/230-238, D14/299, 204, 210, 211, 212, 213, 214; D6/610-611, 332; 52/222, 149; 150/154-155, 901, 158; 254/222-223; 343/704, 720, 781 R, 840-842, 824, 851, 866, 872-873, 907-908; 58/138

[56] **References Cited**

**U.S. PATENT DOCUMENTS**

- D. 318,673 7/1991 Terk ..... D14/230
- D. 344,731 3/1994 Witzky ..... D14/204
- D. 347,437 5/1994 Brehmer et al. .... D14/230

- D. 350,963 9/1994 Witzky ..... D14/230
- D. 354,060 1/1995 Witzky ..... D14/230
- D. 356,313 3/1995 Mann et al. .... D14/230
- D. 356,572 3/1995 Prince ..... D14/230
- D. 379,356 5/1997 Liu et al. .... D14/230
- 3,228,030 1/1966 Moore ..... 343/746

*Primary Examiner*—Ruth McInroy  
*Attorney, Agent, or Firm*—Wolf, Greenfield & Sacks, P.C.

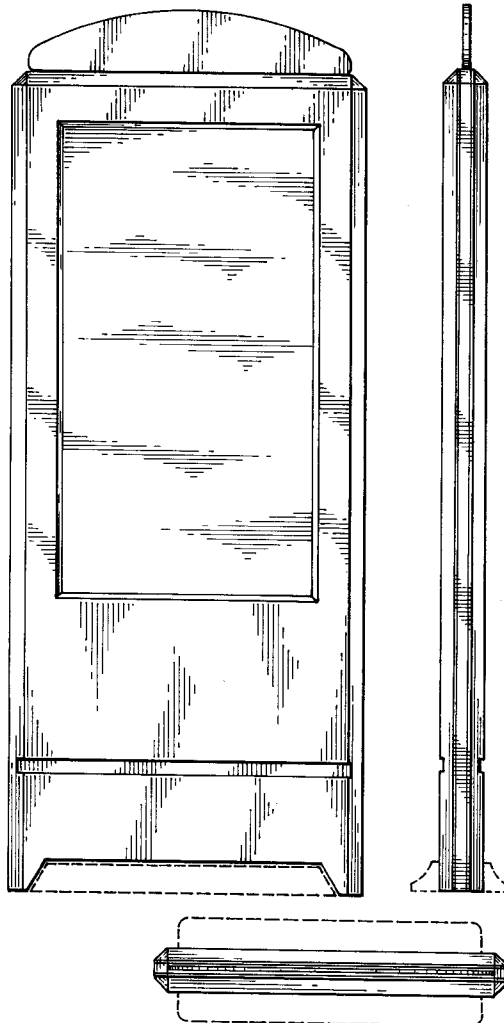
[57] **CLAIM**

The ornamental design for an antenna cover, as shown and described.

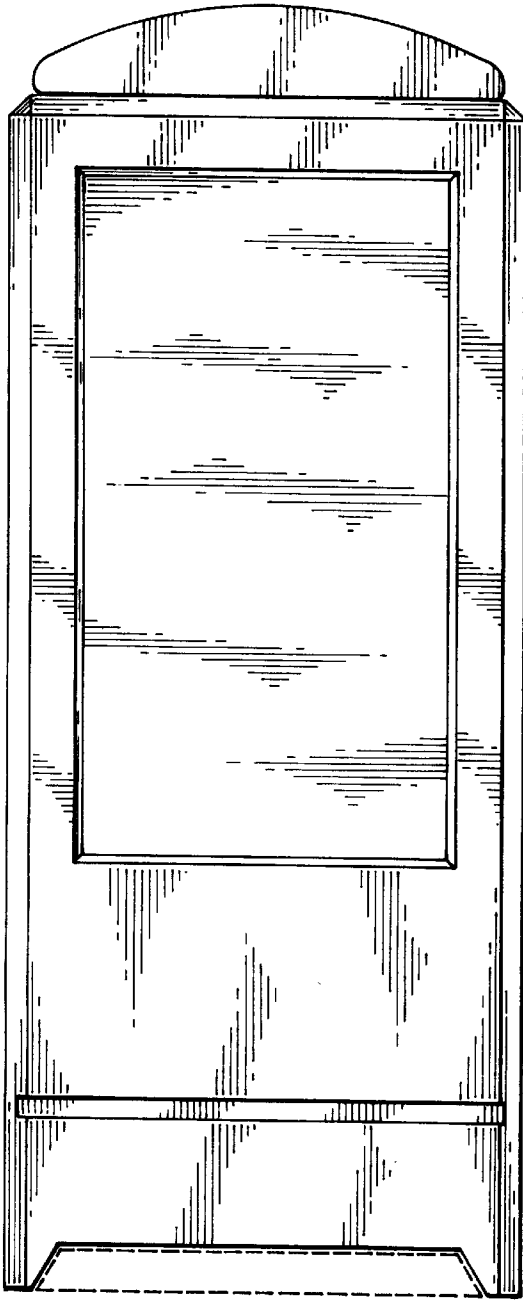
**DESCRIPTION**

FIG. 1 is a front elevational view of an antenna cover showing my new design, the rear view being identical; FIG. 2 is a right side elevational view thereof, the left side being identical; FIG. 3 is a top plan view thereof; and, FIG. 4 is a bottom plan view thereof. The details shown in broken lines in all views are for illustrative purposes only and form no part of the claimed design.


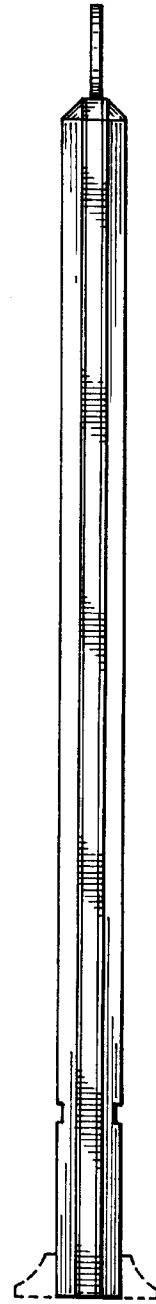
**1 Claim, 1 Drawing Sheet**



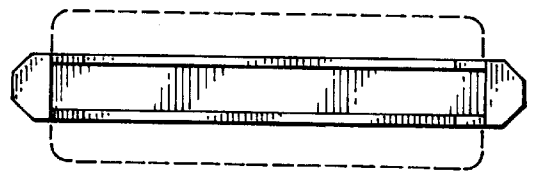
*FIG. 1*



*FIG. 2*



*FIG. 3*



*FIG. 4*