



US00D399430S

United States Patent [19]
Ramsey

[11] **Patent Number: Des. 399,430**
[45] **Date of Patent: **Oct. 13, 1998**

[54] **CONTAINER**

[75] Inventor: **Christopher Paul Ramsey**, Wantage,
United Kingdom

[73] Assignee: **CarnaudMetalbox (Holdings) USA, Inc.**, Wilmington, Del.

[**] Term: **14 Years**

[21] Appl. No.: **79,549**

[22] Filed: **Nov. 19, 1997**

[51] **LOC (6) Cl.** **09-03**

[52] **U.S. Cl.** **D9/540; D9/550; D9/551;**
D9/556

[58] **Field of Search** D9/506, 518, 556,
D9/551, 550, 557, 502, 538, 539, 540;
220/906, 669-675

[56] **References Cited**

U.S. PATENT DOCUMENTS

D. 35,070 9/1901 Lorenz D9/502

D. 99,407 4/1936 McManus D9/556
D. 226,177 1/1973 Bystedt D9/551 X
D. 227,873 7/1973 Stanley D9/550 X
D. 332,750 1/1993 Moloney et al. D9/556
D. 371,075 6/1996 Stonehouse D9/518
2,063,013 12/1936 Cooper 220/906
5,261,558 11/1993 Claydon 220/906

Primary Examiner—Lucy Lieberman
Attorney, Agent, or Firm—Diller, Ramik & Wight, PC

[57] **CLAIM**

The ornamental design for a container, as shown and described.

DESCRIPTION

FIG. 1 is a front perspective view from above and one side of a container showing my new design;
FIG. 2 is a side elevational view of the opposite side of FIG. 1;
FIG. 3 is a top plan view thereof; and,
FIG. 4 is a bottom plan view.

1 Claim, 1 Drawing Sheet

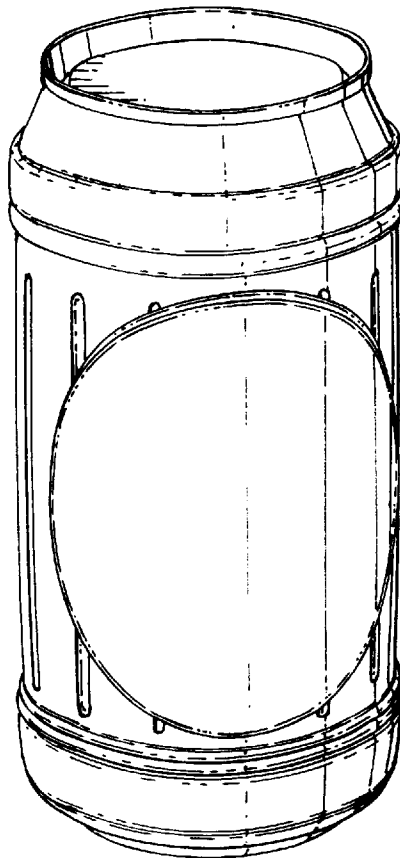


Fig.1.

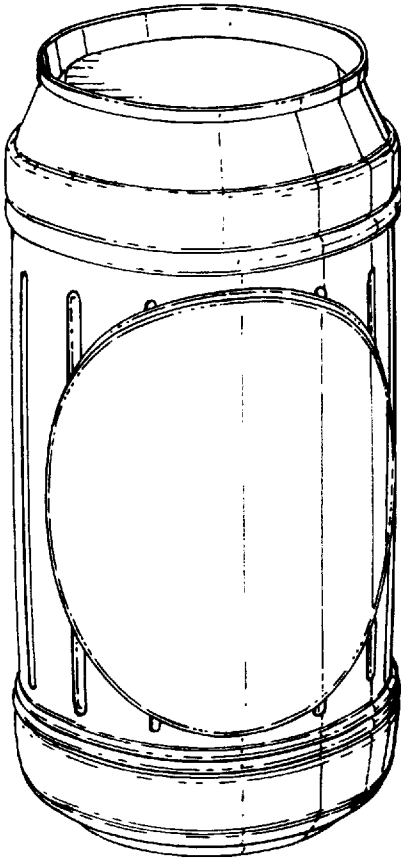


Fig.2.

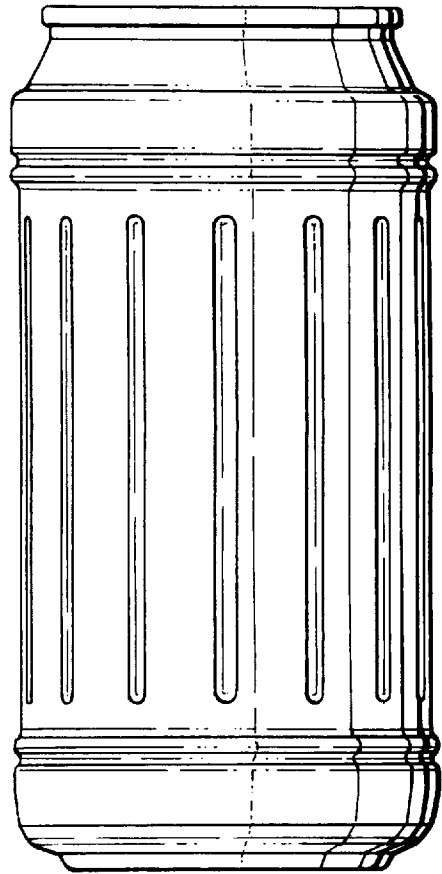


Fig.3.

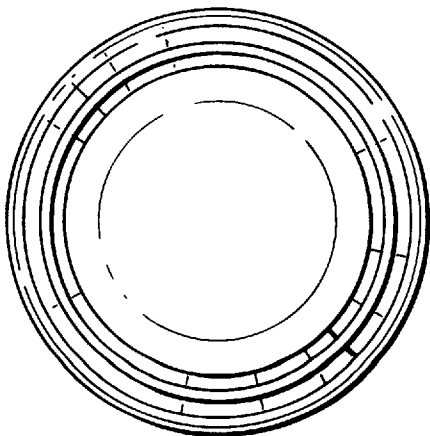


Fig.4.

