

[54] EXPANDABLE TRAVEL BAG

[75] Inventor: James H. Allen, Covington, Ky.

[73] Assignee: 'totes', incorporated, Loveland, Ohio

[**] Term: 14 Years

[21] Appl. No.: 486,054

[22] Filed: Apr. 18, 1983

[52] U.S. Cl. D3/71; D3/77

[58] Field of Search D3/30.1, 42, 48, 53, D3/71, 74, 76, 77; 190/100, 103-105, 110-113

[56] References Cited

U.S. PATENT DOCUMENTS

D. 95,138	4/1935	Lee	D3/71
D. 97,603	11/1935	Kaufmann	D3/71
D. 164,611	9/1951	Tenzer	D3/48
D. 174,885	5/1955	Paris	D3/71
D. 231,042	3/1974	Lee	D3/71
D. 231,867	6/1974	Ohyama	D3/48
D. 231,868	6/1974	Ohyama	D3/71
D. 231,869	6/1974	Ohyama	D3/71
D. 241,782	10/1976	Casser	D3/48
D. 250,435	11/1978	Cooper	D3/71
D. 256,631	9/1980	Workman	D3/48
D. 256,632	9/1980	Workman	D3/48
D. 257,081	9/1980	Stern	D3/48
D. 264,023	4/1982	Stark	D3/71
3,122,225	2/1964	Ward	.	
3,675,843	7/1972	Polansky	.	
3,830,348	8/1974	Ohyama	.	
3,955,609	5/1976	Siegel	.	
3,989,080	11/1976	Koszegi	.	
4,011,898	3/1977	Hubbard	.	
4,153,146	5/1979	Patton et al.	.	

FOREIGN PATENT DOCUMENTS

792383	12/1935	France	.
4539694	6/1949	Japan	.
45-114040	11/1970	Japan	.
49-44325	12/1974	Japan	.

OTHER PUBLICATIONS

The Drawing Board, Inc. catalog, ©1979.
Japanese Magazine Bag in Japan.

Primary Examiner—George P. Word
Attorney, Agent, or Firm—Wood, Herron & Evans

[57] CLAIM

The ornamental design for an expandable travel bag, as shown and described.

DESCRIPTION

FIG. 1 is a side elevational view of an expandable travel bag showing my new design in its folded and closed condition, the opposite side being a mirror image thereof;
FIG. 2 is a left end elevational view thereof;
FIG. 3 is a right end elevational view thereof;
FIG. 4 is a top plan view thereof;
FIG. 5 is a bottom plan view thereof;
FIG. 6 is a side elevational view of the expandable bag in its unfolded and expanded condition;
FIG. 7 is an opposite side elevational view thereof with an intermediate portion of the shoulder strap broken away for convenience of illustration;
FIG. 8 is an end elevational view of FIG. 6, the opposite end being a mirror image thereof;
FIG. 9 is a top plan view thereof; and
FIG. 10 is a bottom plan view thereof.

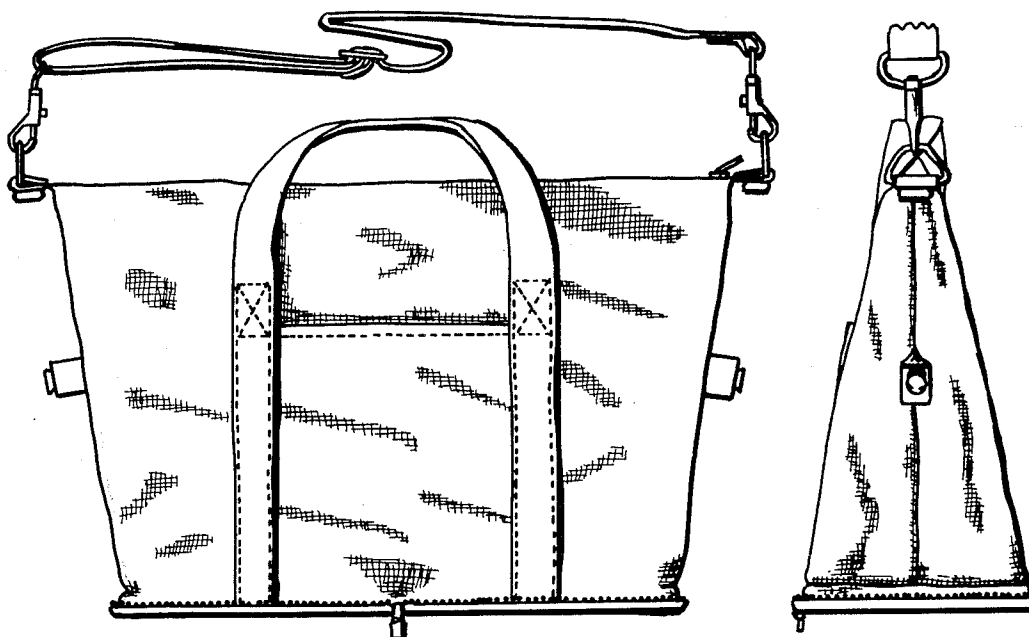




FIGURE 2

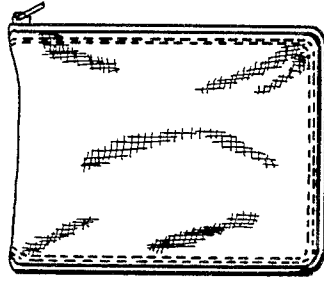


FIGURE 1



FIGURE 3



FIGURE 4



FIGURE 5




FIGURE 6

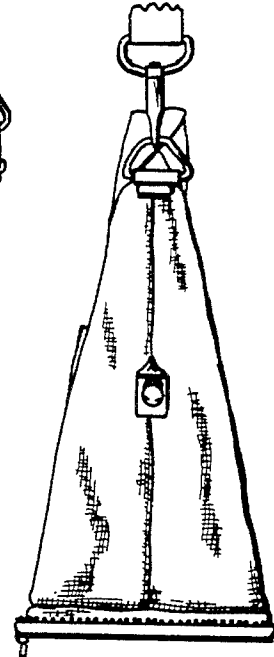


FIGURE 8

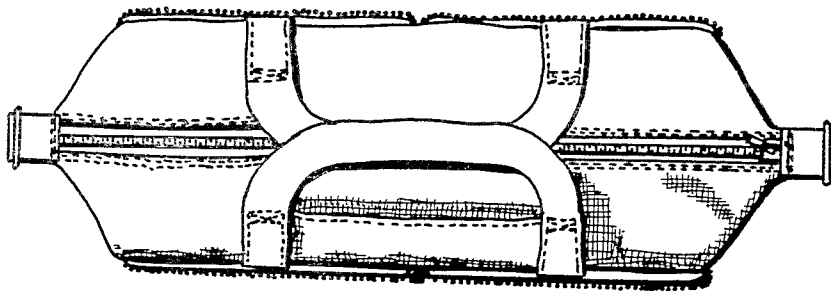


FIGURE 9

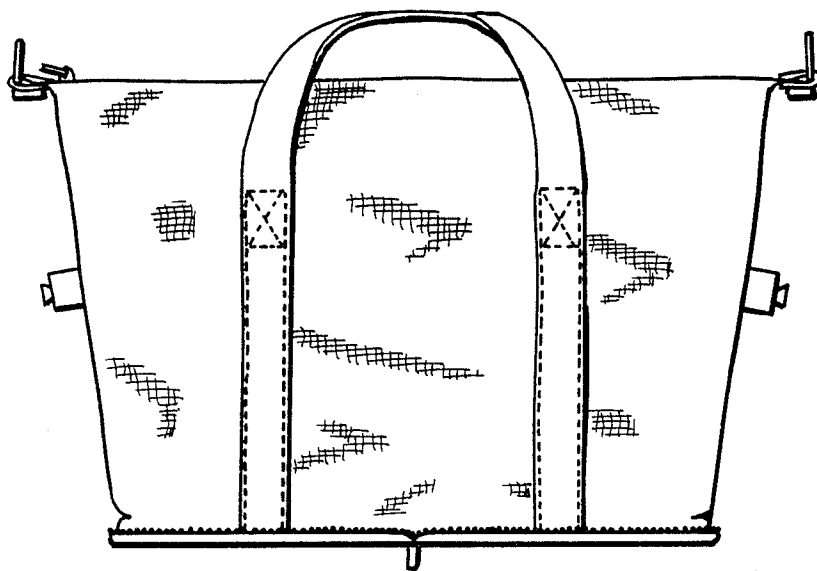


FIGURE 7




FIGURE 10