



US00D510733S

(12) **United States Design Patent**
Lee et al.

(10) **Patent No.:** US D510,733 S

(45) **Date of Patent:** ** Oct. 18, 2005

(54) **CELLULAR PHONE**

(75) Inventors: **Kee-Moon Lee**, Gyeongsangbuk-do (KR); **Chang-Hwan Hwang**, Goyang-si (KR); **Hyun-Seop Kim**, Gunpo-si (KR)

(73) Assignee: **Samsung Electronics Co., Ltd.** (KR)

(**) **Term:** 14 Years

(21) **Appl. No.:** 29/217,191

(22) **Filed:** Nov. 15, 2004

(30) **Foreign Application Priority Data**

Jul. 19, 2004 (KR) 30-2004-0021879

(51) **LOC (8) Cl.** 14-03

(52) **U.S. Cl.** D14/138

(58) **Field of Search** D14/137, 138, D14/147-148, 247-248, 144, 341-347; 379/433.01-433.13, 434; 455/550.1-90.3, 575.3, 566, 575.1; D21/517; 345/169

(56) **References Cited**

U.S. PATENT DOCUMENTS

D465,466 S	*	11/2002	Hyun	D14/138
D469,070 S	*	1/2003	Lee	D14/138
D481,697 S	*	11/2003	Rausch et al.	D14/138
D485,248 S	*	1/2004	Ogawa	D14/138
D485,818 S	*	1/2004	Yabe et al.	D14/138
D486,462 S	*	2/2004	Lim	D14/138
D487,443 S	*	3/2004	Yoon	D14/138
D487,444 S	*	3/2004	Yoon	D14/138
D489,699 S	*	5/2004	Hwang et al.	D14/138
D491,547 S	*	6/2004	Cho	D14/138
D491,907 S	*	6/2004	Ogawa	D14/138
D491,908 S	*	6/2004	Son	D14/138
D496,347 S	*	9/2004	Choi et al.	D14/191

D497,604 S	*	10/2004	Lee	D14/138
D500,016 S	*	12/2004	Kim	D14/138
D500,481 S	*	1/2005	Kim et al.	D14/138
D501,457 S	*	2/2005	Lee et al.	D14/138
D501,458 S	*	2/2005	Kim et al.	D14/138
D501,657 S	*	2/2005	Kim	D14/138
D501,839 S	*	2/2005	Lee et al.	D14/138
D502,458 S	*	3/2005	Chung et al.	D14/138
2004/0077384 A1	*	4/2004	Makino et al.	455/575.1
2004/0121824 A1	*	6/2004	Lee	455/575.3
2004/0132513 A1	*	7/2004	Taneda et al.	455/575.3
2004/0214619 A1	*	10/2004	Chiang	455/575.3
2004/0248625 A1	*	12/2004	Yoshida et al.	455/575.1

FOREIGN PATENT DOCUMENTS

JP D1188710 * 10/2003

* cited by examiner

Primary Examiner—Jeffrey Asch

(74) *Attorney, Agent, or Firm*—Cantor Colburn LLP

(57) **CLAIM**

We claim, the ornamental design for a cellular phone, as shown and described.

DESCRIPTION

FIG. 1 is a top and front perspective view of a cellular phone, showing our new design; FIG. 2 is a front elevational view thereof; FIG. 3 is a rear elevational view thereof; FIG. 4 is a left side elevational view thereof; FIG. 5 is a right side elevational view thereof; FIG. 6 is a top elevational view thereof; FIG. 7 is a bottom elevational view thereof; and, FIG. 8 is a front perspective view thereof, the cellular phone being in an alternate position.

1 Claim, 3 Drawing Sheets

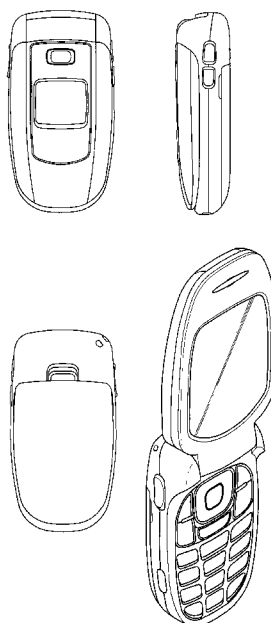


FIG. 1

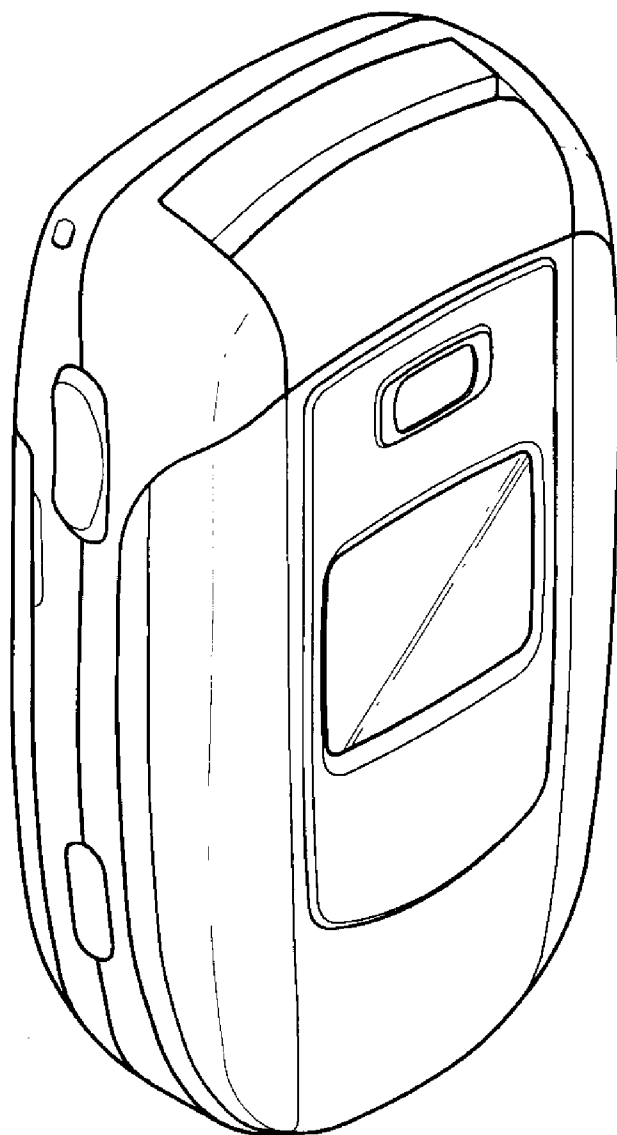


FIG.2




FIG.3

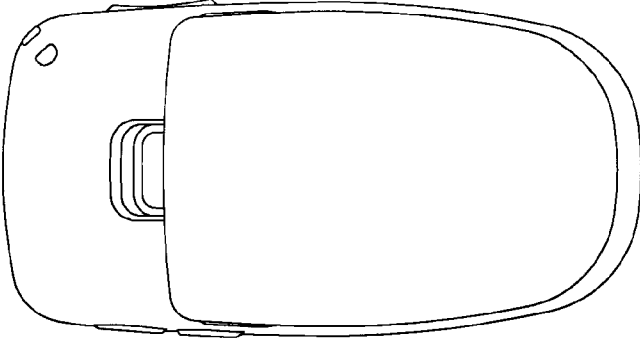


FIG.4

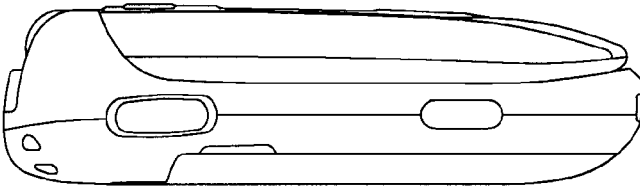


FIG.5

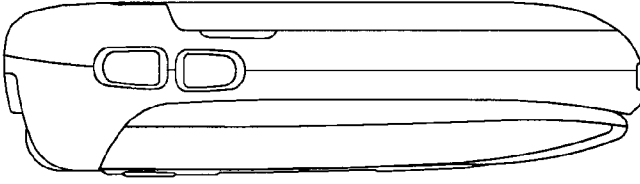


FIG. 6




FIG. 7

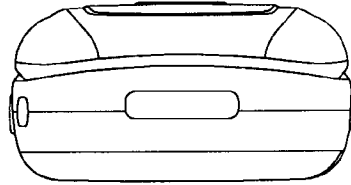


FIG. 8

