



US00D421287S

United States Patent [19] Whitfield

[11] Patent Number: Des. 421,287

[45] Date of Patent: ** Feb. 29, 2000

[54] FISHING LURE

5,146,706 9/1992 Hilliard .
5,461,819 10/1995 Shindledecker .

[76] Inventor: Whit Whitfield, 2104 Woodford Ct.,
Mobile, Ala. 36695

OTHER PUBLICATIONS

[**] Term: 14 Years

Bass Pro Shops 1996 Catalog, curled tail worms, upper middle of p. 232, Jul. 1996.

[21] Appl. No.: 29/092,192

Bass Pro Shops 1996 Catalog, worm on hook, top of p. 251, Jul. 1996.

[22] Filed: Aug. 13, 1998

Primary Examiner—Doris Clark

[51] LOC (6) Cl. 22-05

Assistant Examiner—Inga-Maria Hyttinen

[52] U.S. Cl. D22/126

Attorney, Agent, or Firm—Veal & Bush, LLC; Robert J. Veal; Kenneth M. Bush

[58] Field of Search D22/127, 128,
D22/126, 130; 43/42.09, 42.1, 42.24, 42.36,
42.39

[57] CLAIM

[56] References Cited

The ornamental design for fishing lure, as shown and described.

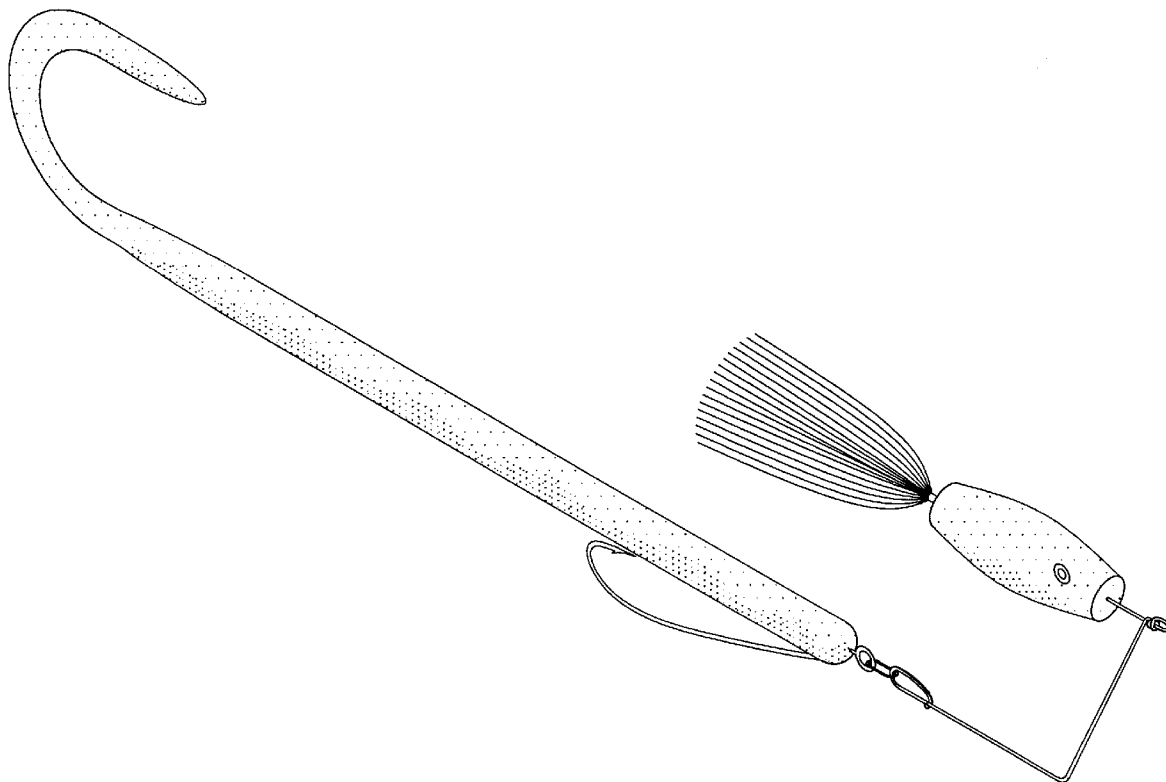
U.S. PATENT DOCUMENTS

DESCRIPTION

D. 197,468	2/1964	Scalzitti	D22/127
D. 214,897	8/1969	Turbeville	D22/128
D. 240,528	7/1976	Harris	D22/127
3,497,987	3/1970	Perrin	D22/127
3,504,454	4/1970	Turbeville et al.	..	
3,748,773	7/1973	Goforth	..	
3,828,463	8/1974	Perrin	..	
4,653,212	3/1987	Pixton	..	
4,745,700	5/1988	Davis	..	
5,022,177	6/1991	Gibson	..	

FIG. 1 is a perspective view of a fishing lure showing my new design;
FIG. 2 is a side elevational thereof;
FIG. 3 is a side elevational of the side opposite that shown in FIG. 2;
FIG. 4 is a top plan view thereof; and,
FIG. 5 is a bottom view thereof.

1 Claim, 2 Drawing Sheets



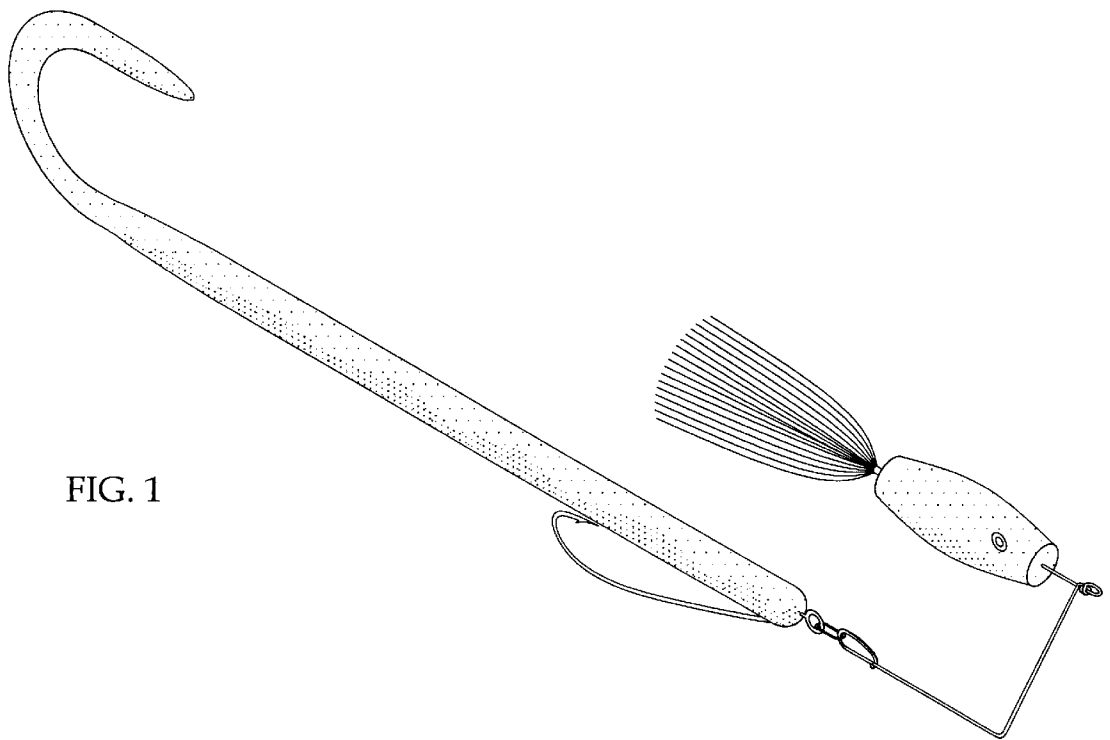


FIG. 1

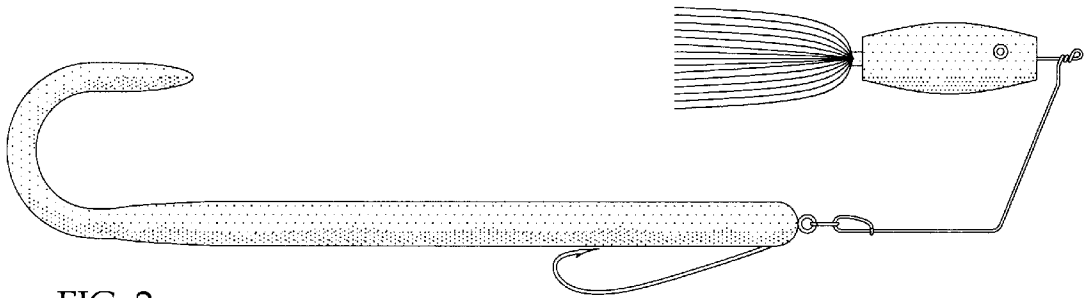


FIG. 2

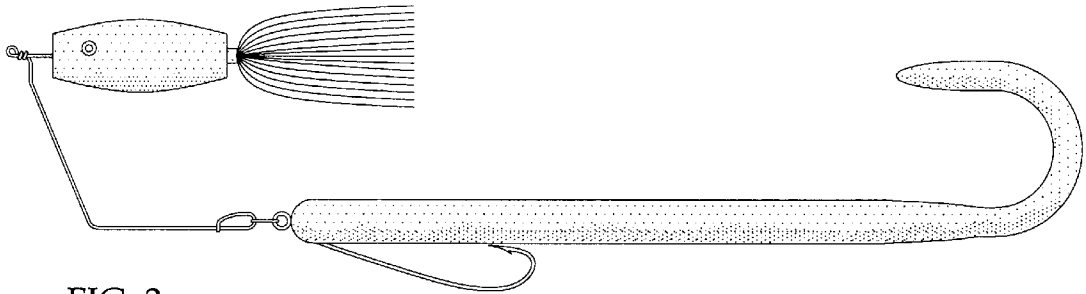


FIG. 3

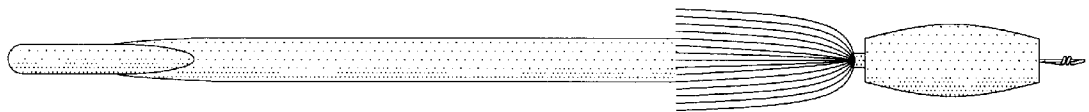


FIG. 4

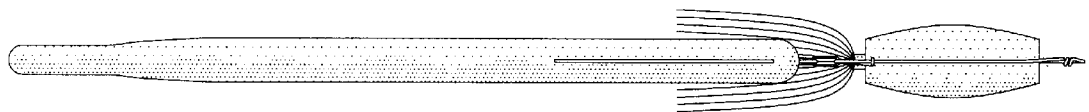


FIG. 5