

(No Model.)

4 Sheets—Sheet 2.

M. M. WAGNER.

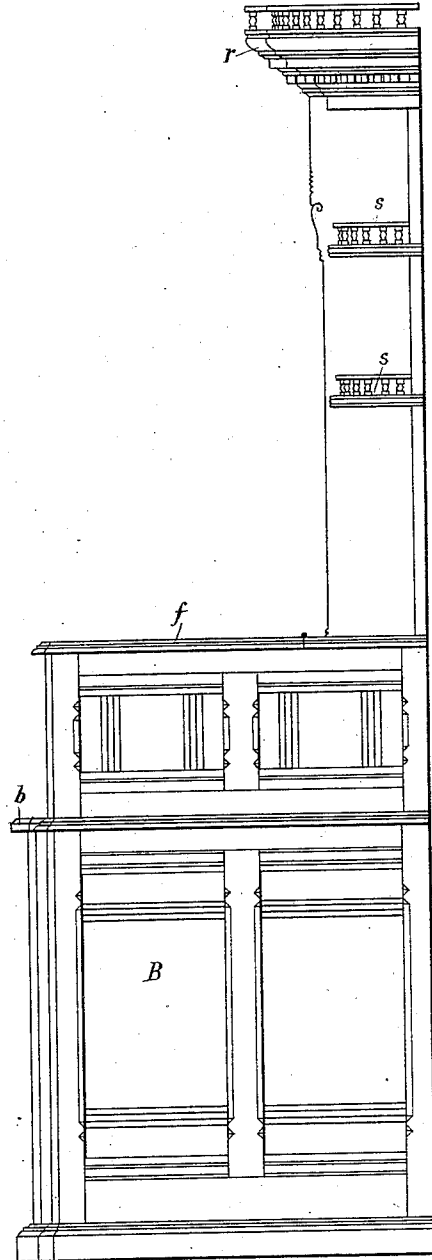
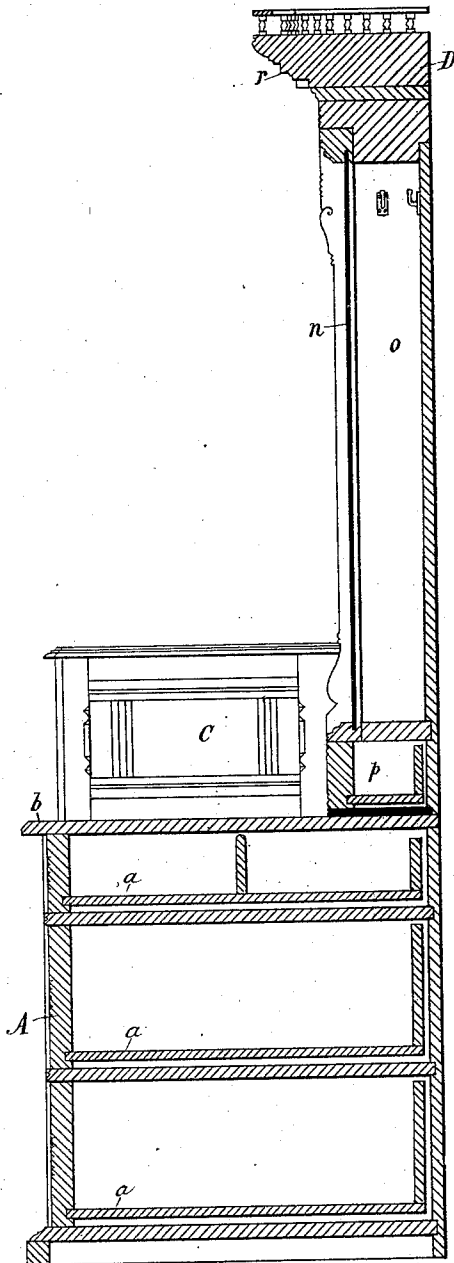
COMBINED BUREAU AND BEDSTEAD.

No. 305,985.

Patented Sept. 30, 1884.

- FIG II -

- FIG III -



- WITNESSES -

Dani Fisher
Edward J. Diggs

- INVENTOR -

Mary M. Wagner,
by G. H. Howard,
Atty.

(No Model.)

4 Sheets—Sheet 3.

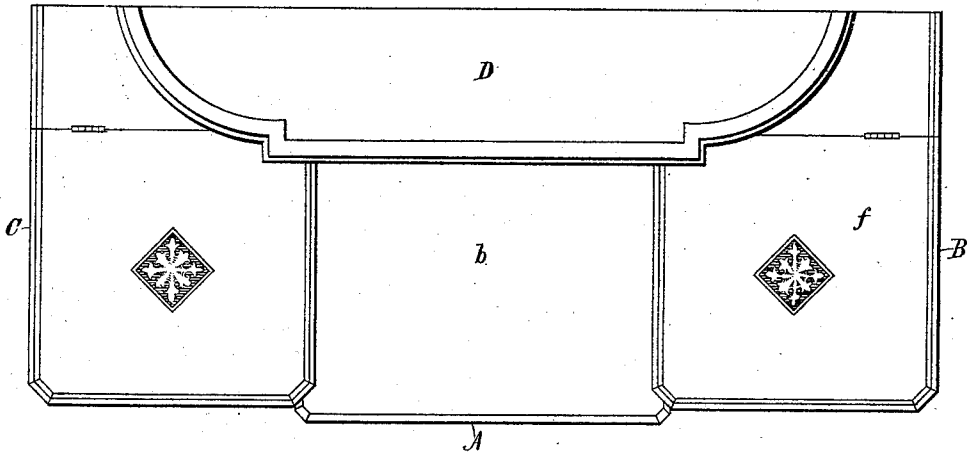
M. M. WAGNER.

COMBINED BUREAU AND BEDSTEAD.

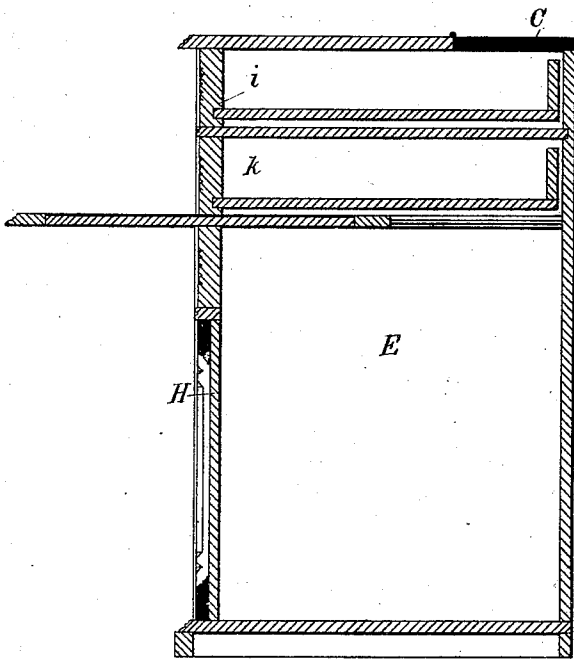
No. 305,985.

Patented Sept. 30, 1884.

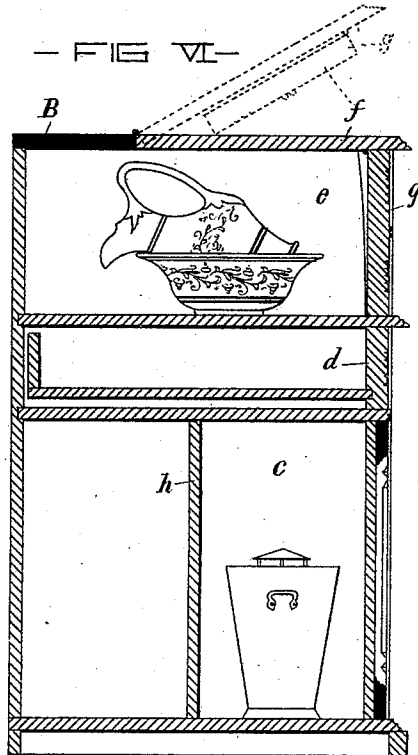
— FIG IV —



— FIG V —



— FIG VI —



— WITNESSES —

Paul Fisher
Edward J. Digg

— INVENTOR —

Mary M. Wagner,
by G. H. Howard,
attor -

(No Model.)

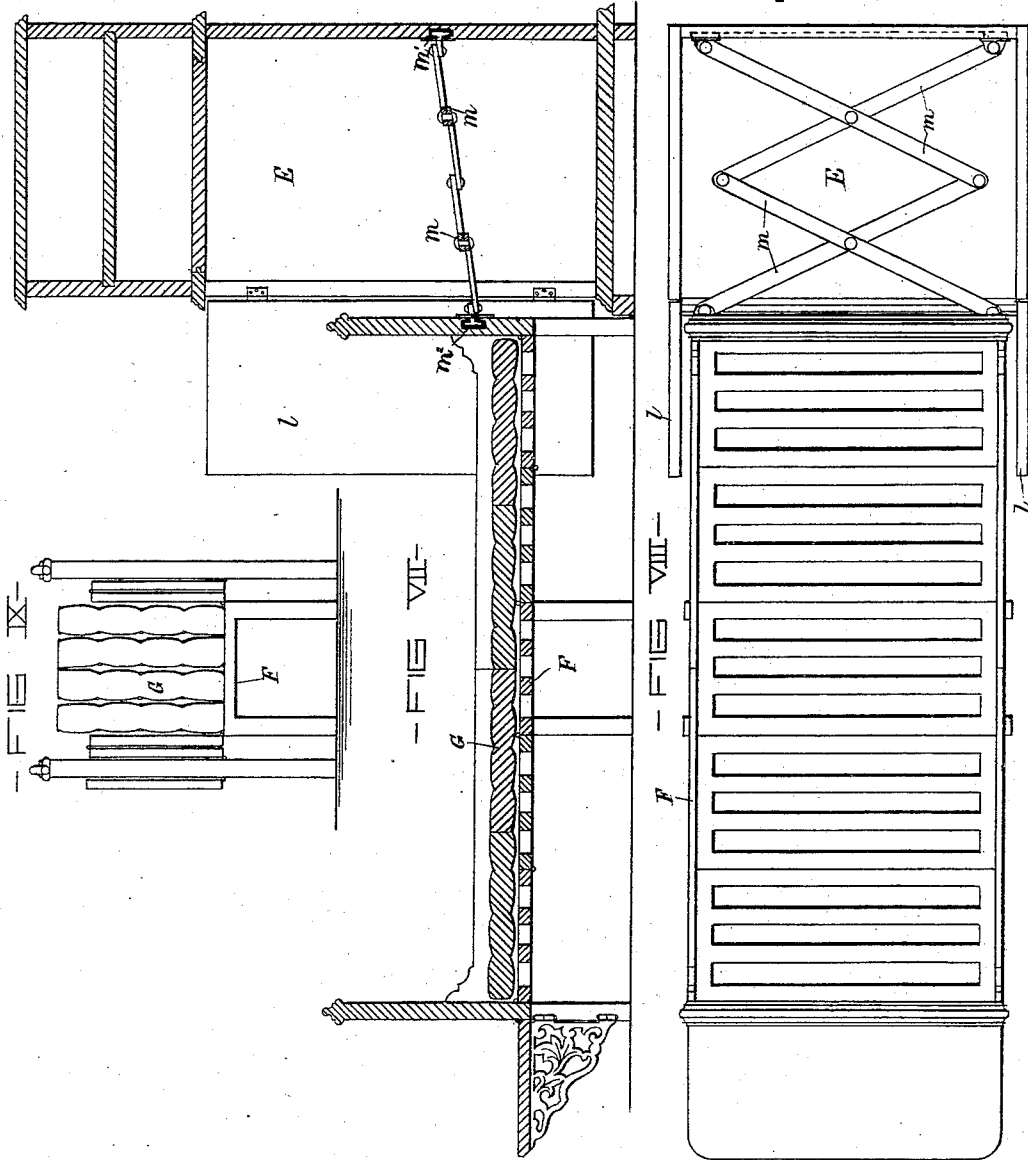
4 Sheets—Sheet 4.

M. M. WAGNER.

COMBINED BUREAU AND BEDSTEAD.

No. 305,985.

Patented Sept. 30, 1884.



-WITNESSES-

Danl. Fisher
Edward J. Diggs

-INVENTOR-

Mary M. Wagner,
by G. H. Howard,
Atty.

UNITED STATES PATENT OFFICE.

MARY M. WAGNER, OF BALTIMORE, MARYLAND.

COMBINED BUREAU AND BEDSTEAD.

SPECIFICATION forming part of Letters Patent No. 305,985, dated September 30, 1884.

Application filed August 20, 1883. (No model.)

To all whom it may concern:

Be it known that I, MARY M. WAGNER, of the city of Baltimore and State of Maryland, have invented certain improvements in a Combined Bureau, Writing-Table, and Folding or Extensible Bedstead, of which the following is a specification.

In the description of my said invention which follows reference is made to the accompanying drawings, forming a part hereof, and in which—

Figure I is a front elevation of the invention. Figs. II and III are respectively a vertical transverse section and an exterior side view of the same. Fig. IV is a plan, and Figs. V and VI vertical sections, of parts of the improvement. Figs. VII and VIII show particularly the combination of the bedstead with the bureau, the bedstead being extended. Fig. IX is a view of the bedstead folded.

Similar letters of reference indicate similar parts in all the views.

This piece of furniture is essentially divided into four parts—viz., a center piece or compartment, A, having three drawers, *a*, therein; a right and a left wing, respectively, denoted by B and C, which are provided with drawers, closets, &c., and an upper center piece, D, having a wardrobe, mirror, drawer, and shelves, as hereinafter more particularly described.

The center piece, A, is covered by a marble slab, *b*, and in itself does not differ materially from the center portion of an ordinary bureau.

The right wing, B, has a closet, *c*, a drawer, *d*, and a box, *e*, having a hinged top, *f*, and a swinging front, *g*, hinged to the said top. The box *e* is designed to hold a wash-basin and pitcher and other articles of a toilet set when the said articles are not in use. (See Fig. VI.) The closet *c* may have one compartment only, or it can be divided by a partition, *h*, into two, as shown in Fig. VI. This closet is designed to contain other articles of the toilet-set, such as a supply-pitcher and slop-bucket.

The left wing, C, of the bureau has a plain drawer, *i*, and a second drawer, *k*, which is divided by partitions, and used to hold stationery and writing materials generally.

The closet E in the left wing is to contain the bedstead F and mattress G when folded, and in order to give access to the folding bedstead for the purpose of examination the closet E is provided with a front door, H. The

side of the closet E has folding doors *l*, which, when opened, admit of the withdrawal of the bedstead F from the closet, as shown in Figs. VII and VIII. By referring to these figures it will be seen that the bedstead, while being 60 extensible in character, is not removable from the bureau proper, it being attached to a portion of the bureau by means of extensible bars *m*, the ends of which play horizontally in a groove, *m'*, therefor in the rear wall of the 65 compartment, and in a horizontal groove, *m''*, in the head-board of the bed. (See Fig. VII.) Fig. IX shows the bedstead and mattress folded as they will appear when in the closet E, and viewed from the front when the door H 70 is open. Beneath the drawer *k* is a sliding board, which is covered with cloth or leather, and to be used as a writing-table. (See Fig. V.)

I make no claim to the construction of the extensible bedstead, as it will form the sub- 75 ject of another application, and merely show in the drawings one that is applicable for the purpose.

The upper center piece, D, has a hinged mirror, *n*, which, when opened, discloses a 80 wardrobe, *o*. Beneath the mirror is a drawer, *p*, to be used for small articles. The upper center piece, D, terminates in an ornamental cap, *r*, and it has shelves *s* at the sides of the 85 wardrobe.

It will be apparent that by arranging the bed so as to occupy only a portion of the width of the lower section of the structure the said structure can be used without the necessity of folding the bed within the base for 90 that purpose. Moreover, the construction herein described permits the disposition of the structure in the corner of a room, so as to enable the bed when extended to occupy a position in close proximity to the wall without 95 interfering with the ready approach to and use of the said structure.

I claim as my invention—

The combination, with a furniture structure having a base section consisting of parallel 100 divisions or compartments to which access may be had from the front of the structure, of a folding bed having end supports, a lazy-tongs connection between the rear of one of the compartments and one end of said folding 105 bed, as described, substantially as set forth.

MARY M. WAGNER.

Witnesses:

EDWARD J. DIGGS.

DANL. FISHER.