



US0D1003378S

(12) **United States Design Patent**  
**Engel et al.**

(10) **Patent No.:** **US D1,003,378 S**

(45) **Date of Patent:** **\*\* Oct. 31, 2023**

- (54) **GOLF CLUB**
- (71) Applicant: **Cobra Golf Incorporated**, Carlsbad, CA (US)
- (72) Inventors: **Christopher G. Engel**, Aliso Viejo, CA (US); **Armando Herrera**, Chula Vista, CA (US); **Ang-Ju Lee**, Carlsbad, CA (US); **Douglas E. Roberts**, Carlsbad, CA (US); **Sean Tang**, Irvine, CA (US)
- (73) Assignee: **Cobra Golf Incorporated**, Carlsbad, CA (US)
- (\*\*) Term: **15 Years**
- (21) Appl. No.: **29/822,074**
- (22) Filed: **Jan. 5, 2022**

D71,942 S *	2/1927	Hodgkins	.....	D21/733
D74,415 S *	2/1928	Buhrke	.....	D21/733
1,780,625 A *	11/1930	Mattern	.....	A63B 60/00 D21/733
D97,418 S *	11/1935	Smith	.....	D21/733
D189,827 S *	2/1961	Davis, Jr.	.....	D21/759
5,190,289 A *	3/1993	Nagai	.....	A63B 60/00 473/327
D353,176 S *	12/1994	Poggi	.....	D21/733
5,547,427 A *	8/1996	Rigal	.....	A63B 53/04 473/345

(Continued)

**Related U.S. Application Data**

- (63) Continuation of application No. 29/712,093, filed on Nov. 5, 2019, now Pat. No. Des. 943,693.
- (51) **LOC (14) Cl.** ..... **21-02**
- (52) **U.S. Cl.** ..... **D21/759**
- (58) **Field of Classification Search**  
USPC ..... D21/733, 752, 759  
CPC ..... A63B 53/00; A63B 53/04; A63B 53/0466;  
A63B 2053/002; A63B 2053/0445; A63B  
2053/0433; A63B 2053/0491; A63B  
2053/0437; A63B 60/00; A63B 60/46  
See application file for complete search history.

**References Cited**

**U.S. PATENT DOCUMENTS**

1,435,318 A *	11/1922	Mattern	.....	A63B 60/00 473/342
1,605,551 A *	11/1926	Mattern	.....	A63B 53/04 473/343

**OTHER PUBLICATIONS**

Cobra golf driver face google search; google.com; Jun. 12, 2023.\*  
golfweek.usatoday.com; : Cobra's CNC-milled King F8 driver face;  
Jun. 12, 2023.\*

*Primary Examiner* — Mitchell I. Siegel

(74) *Attorney, Agent, or Firm* — Quarles & Brady LLP

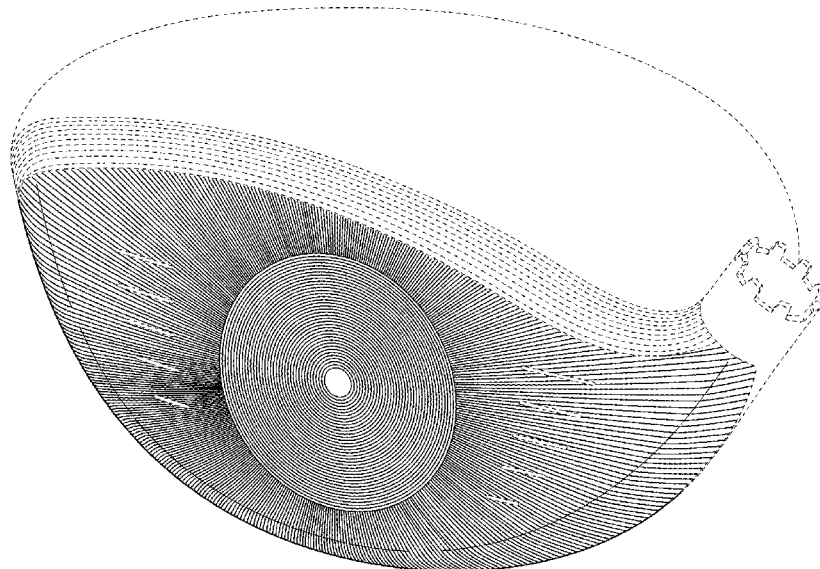
**CLAIM**

(57) The ornamental design for a golf club, as shown and described.

**DESCRIPTION**

FIG. 1 is a top, left, and front perspective view of an ornamental design for a golf club;  
FIG. 2 is a front elevational view of the golf club of FIG. 1;  
FIG. 3 is a rear elevational view of the golf club of FIG. 1;  
FIG. 4 is a left side elevational view of the golf club of FIG. 1;  
FIG. 5 is a right side elevational view of the golf club of FIG. 1;  
FIG. 6 is a top plan view of the golf club of FIG. 1; and,  
FIG. 7 is a bottom plan view of the golf club of FIG. 1.  
The dash-dash-dash broken lines illustrate portions of the golf club that form no part of the claimed design.

**1 Claim, 7 Drawing Sheets**



(56)

References Cited

U.S. PATENT DOCUMENTS

5,776,011	A *	7/1998	Su	.....	A63B 53/04	8,864,601	B1 *	10/2014	Ehlers	.....	A63B 53/04
					473/345						473/327
D410,053	S *	5/1999	Wu	.....	D21/733	9,486,676	B1 *	11/2016	Thall	.....	A63B 53/10
D437,903	S *	2/2001	Cope	.....	D21/752	10,213,660	B1 *	2/2019	Beno	.....	A63B 53/0466
6,386,987	B1 *	5/2002	Lejeune, Jr.	.....	A63B 69/3632	10,343,034	B2 *	7/2019	Henrikson	.....	A63B 53/0466
					473/219	D865,887	S *	11/2019	Greaney	.....	D21/759
D479,294	S *	9/2003	Evans	.....	D21/759	D865,888	S *	11/2019	Greaney	.....	D21/759
D500,824	S *	1/2005	Imamoto	.....	D21/759	D884,101	S *	5/2020	Evans	.....	D21/759
D503,762	S *	4/2005	Wood	.....	D21/759	10,835,787	B1 *	11/2020	Evans	.....	A63B 53/0466
D504,480	S *	4/2005	Nishitani	.....	D21/759	10,857,430	B2 *	12/2020	Henrikson	.....	A63B 53/0416
D504,481	S *	4/2005	Nishitani	.....	D21/759	D936,773	S *	11/2021	Jacobson	.....	D21/759
7,338,388	B2 *	3/2008	Schweigert	.....	A63B 53/0466	D943,693	S *	2/2022	Engel	.....	D21/759
					473/342	D944,910	S *	3/2022	Jacobson	.....	D21/759
8,845,453	B1 *	9/2014	Ehlers	.....	A63B 53/0466	11,285,365	B1 *	3/2022	Evans	.....	A63B 53/0466
					473/327	2008/0051212	A1 *	2/2008	Voges	.....	A63B 53/04
											473/331
						2013/0331197	A1 *	12/2013	Hackenberg	.....	A63B 60/02
											473/251

\* cited by examiner

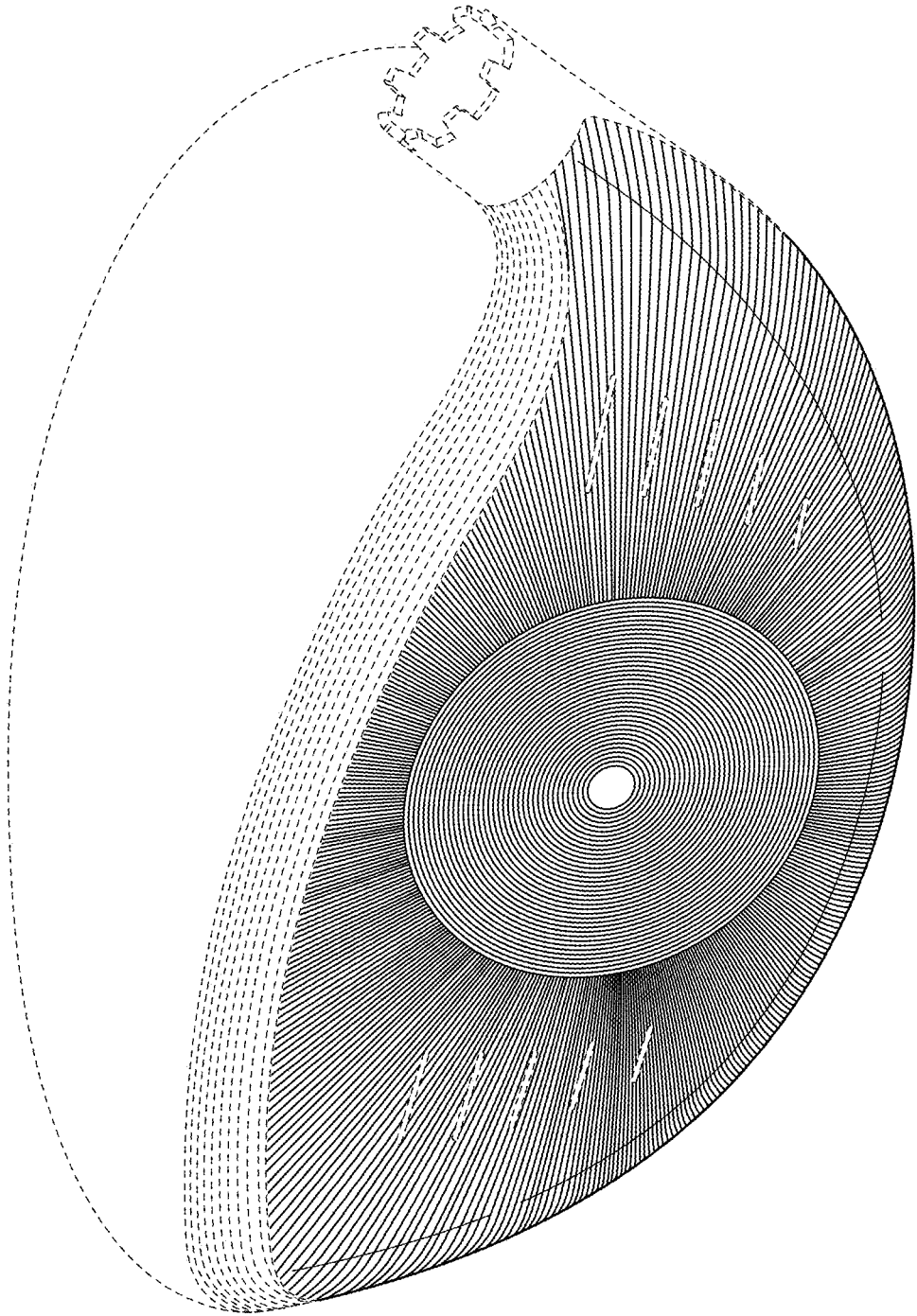


FIG. 1

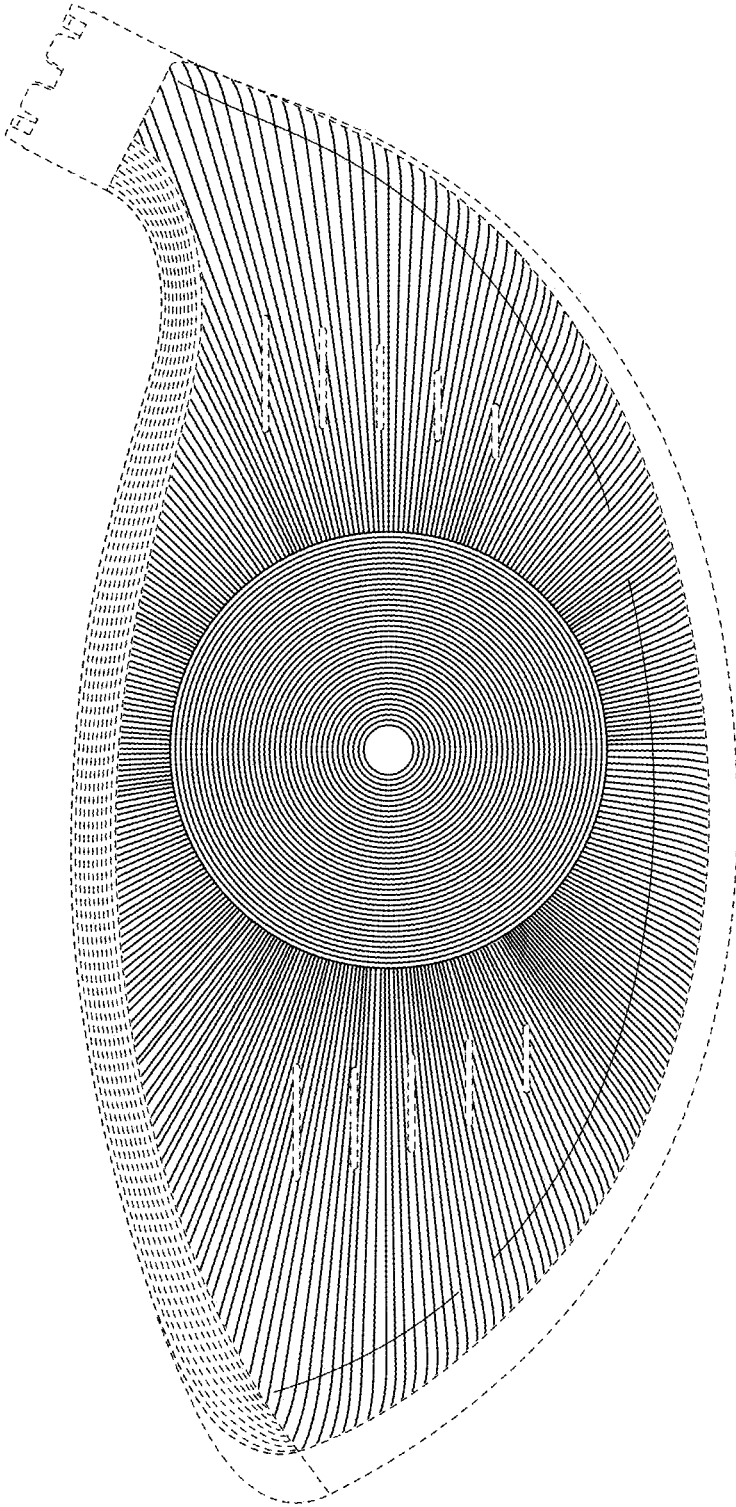


FIG. 2

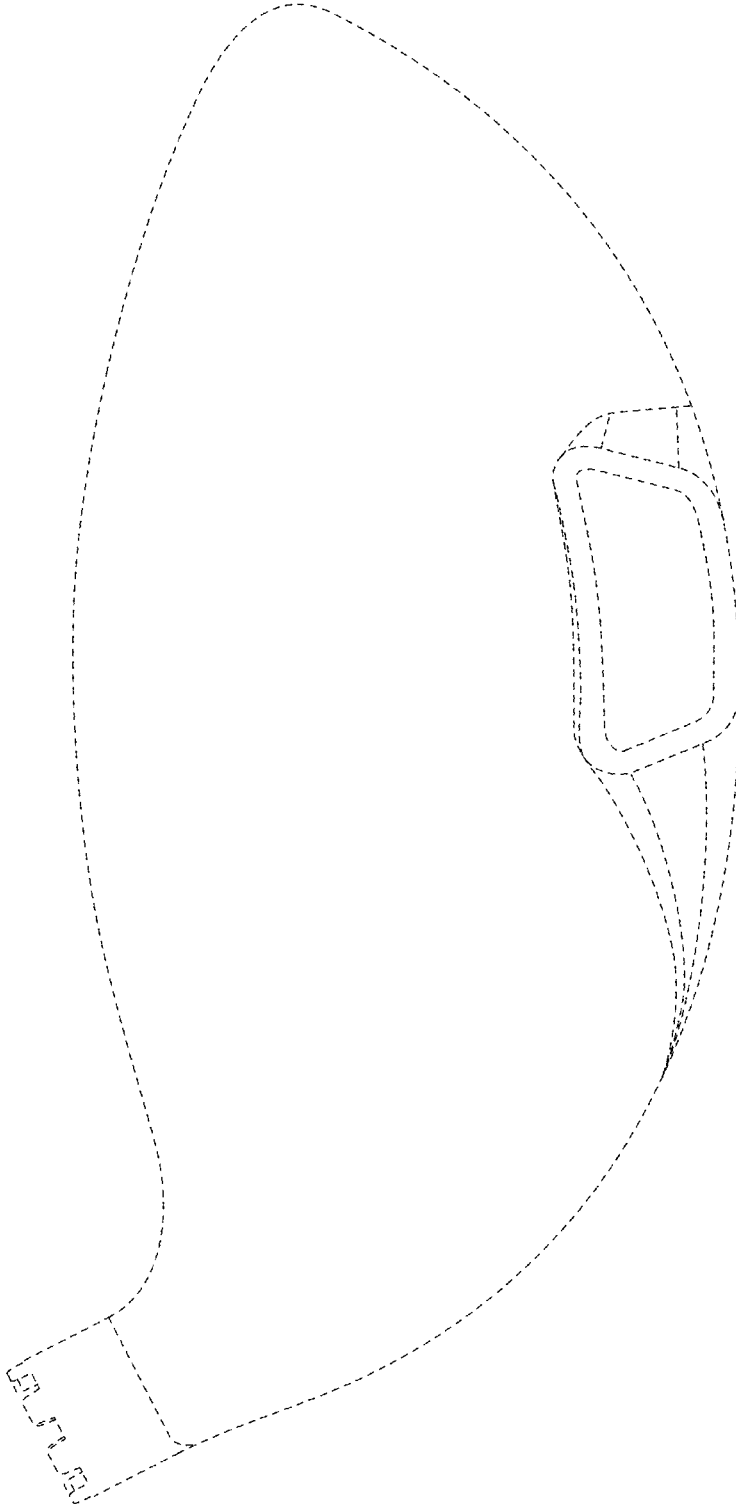


FIG. 3




FIG. 4

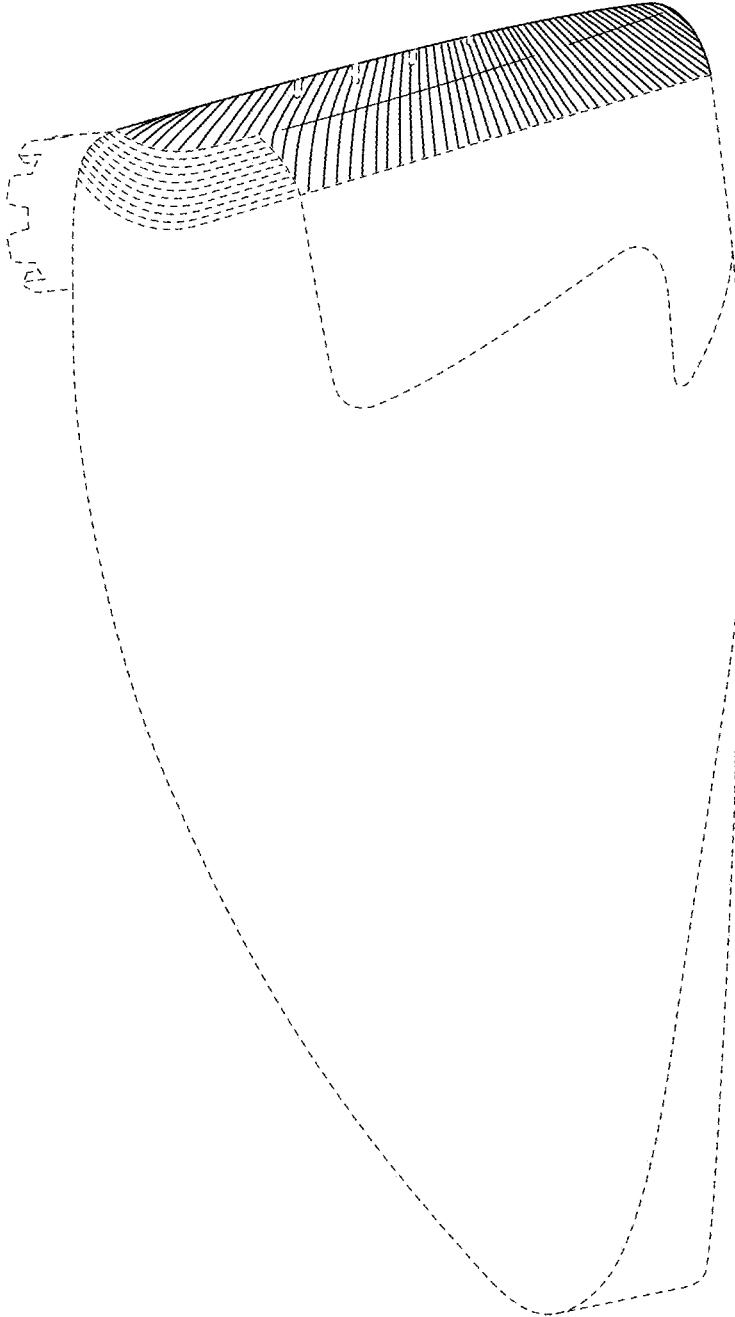


FIG. 5

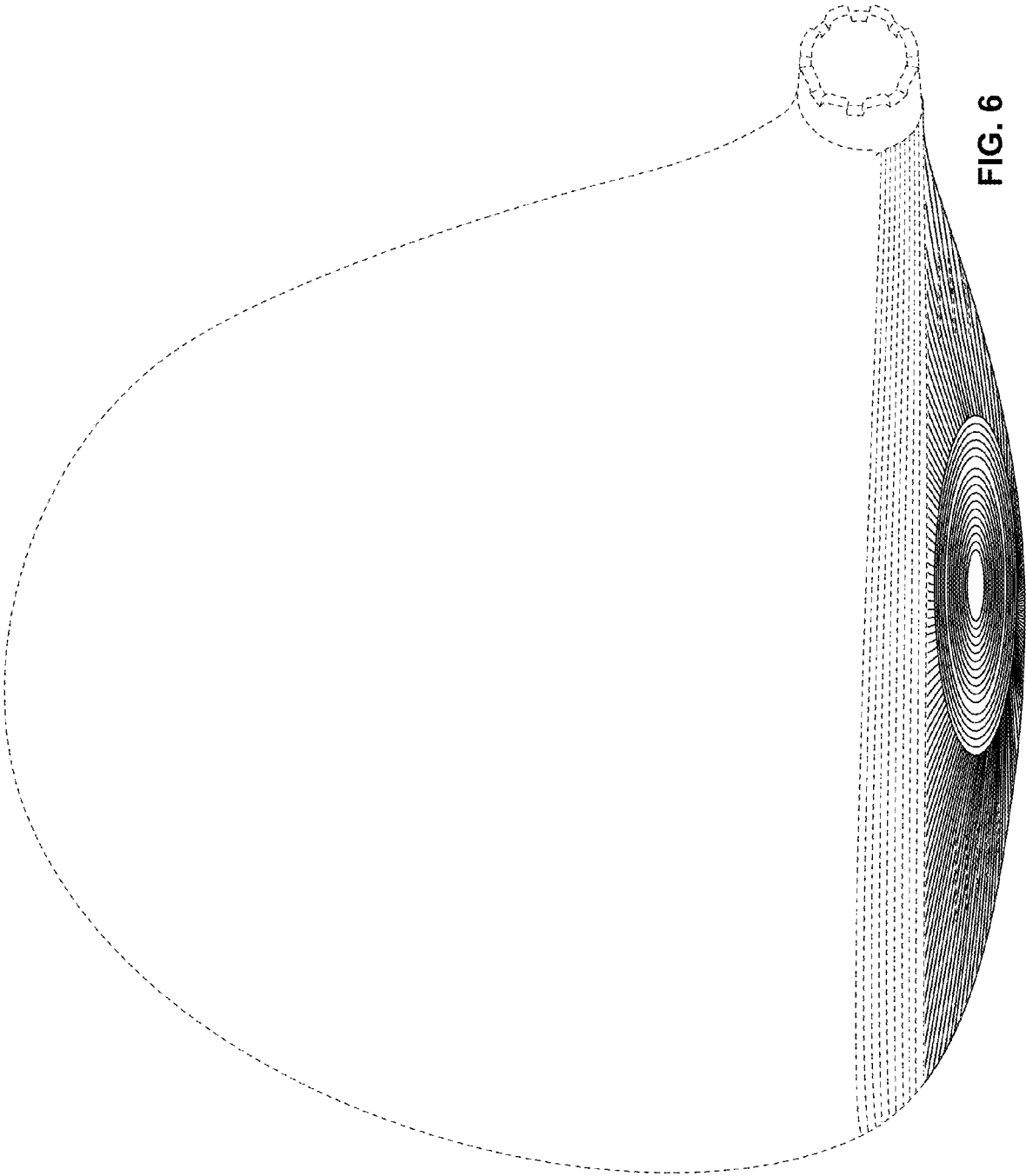


FIG. 6



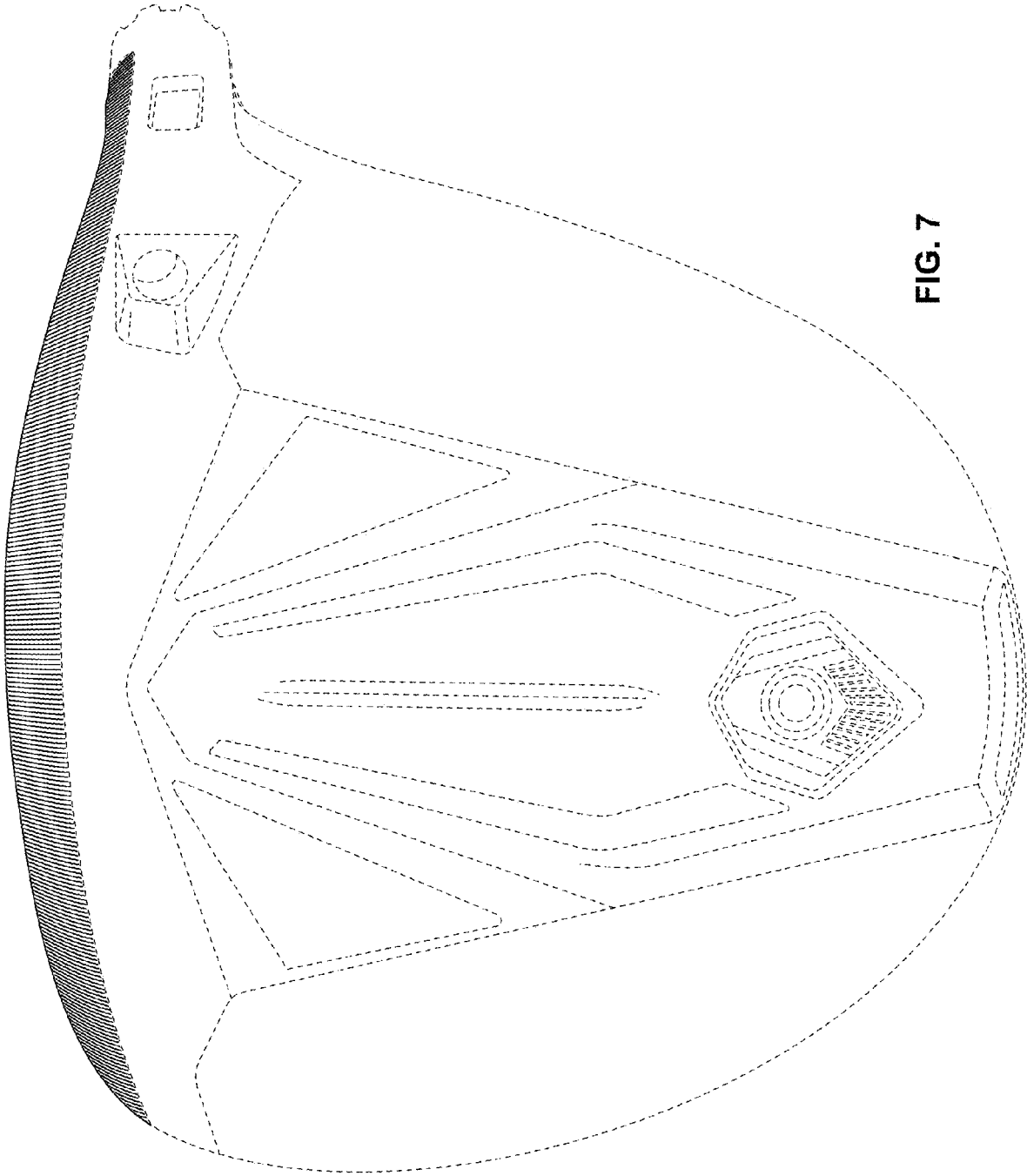


FIG. 7