

Jan. 21, 1936.

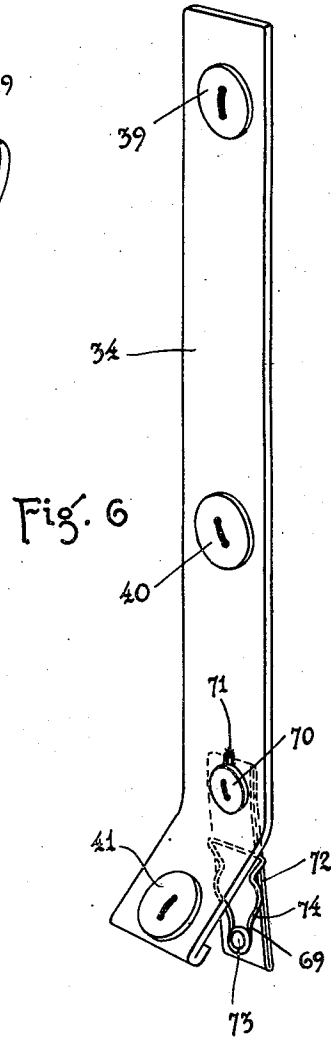
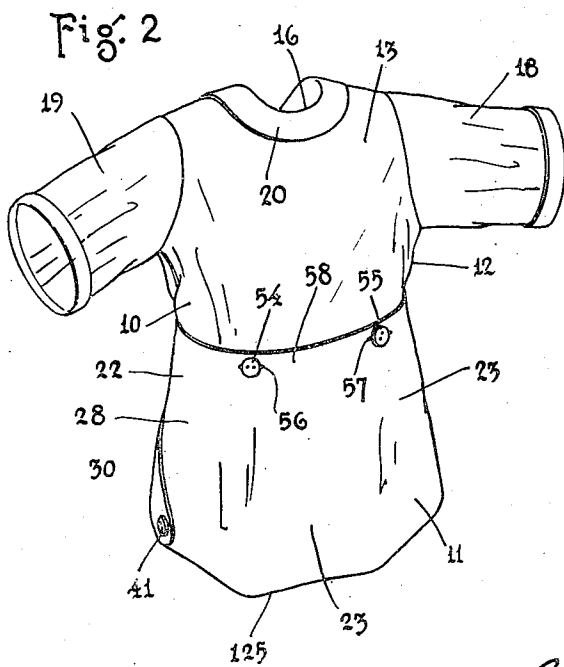
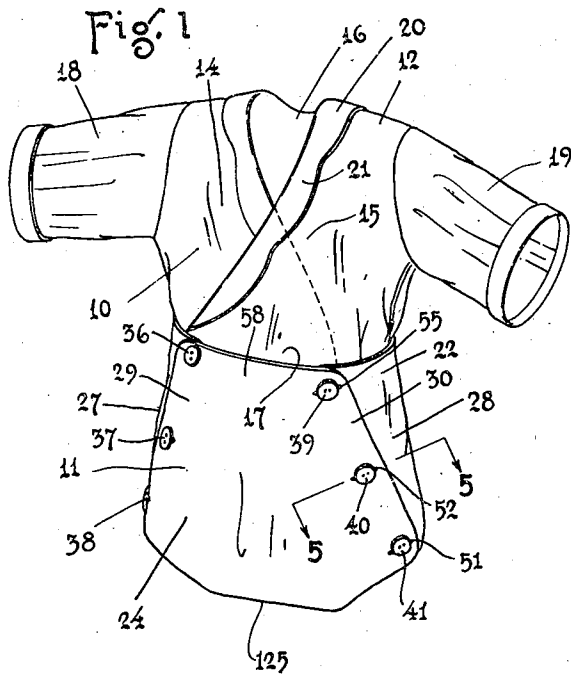
H. M. HANSON

2,028,602

DIAPER GARMENT

Filed Feb. 19, 1934

2 Sheets-Sheet 1



Inventor
Helen M. Hanson

By *Cornwell & Laguard*
Attorneys

Jan. 21, 1936.

H. M. HANSON

2,028,602

DIAPER GARMENT

Filed Feb. 19, 1934

2 Sheets-Sheet 2

Fig. 7

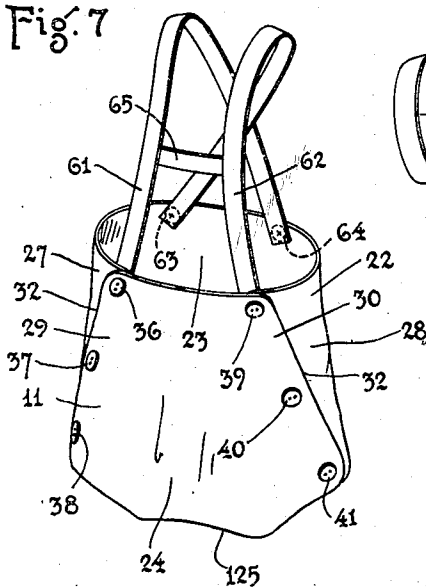


Fig. 3

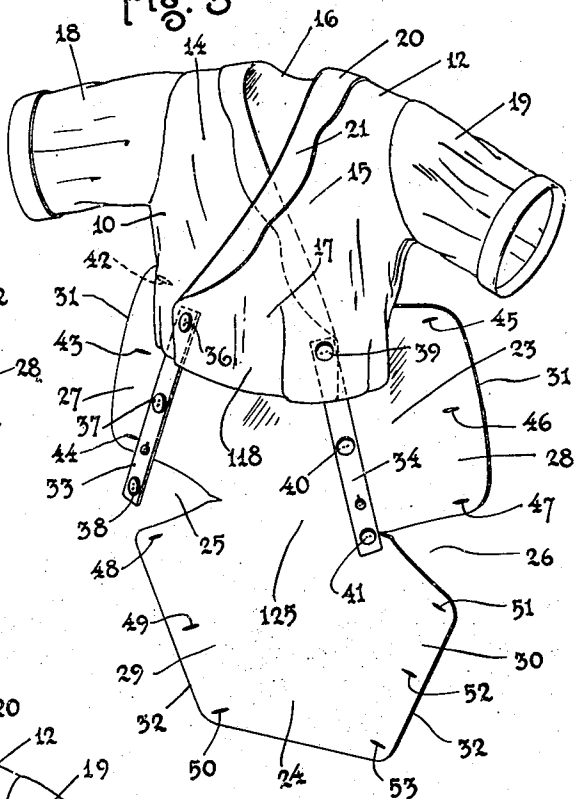


Fig. 4

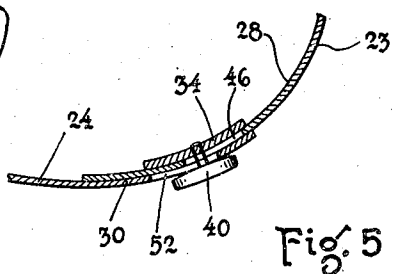
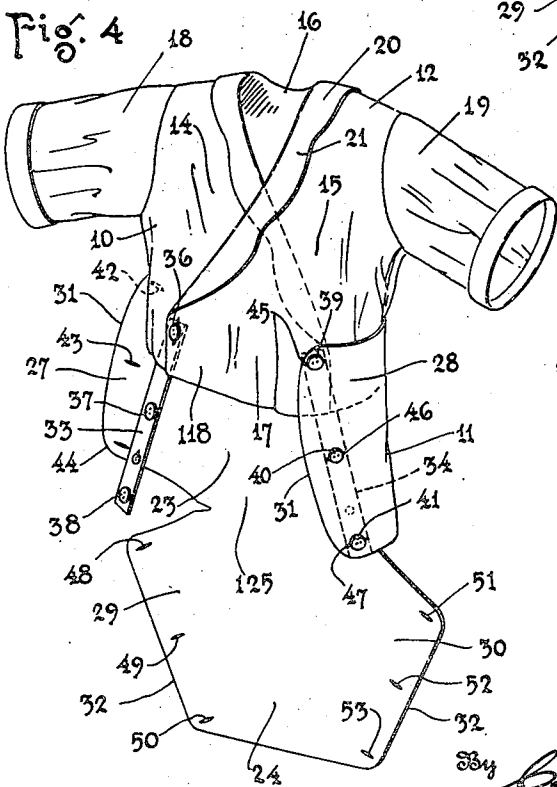


Fig. 5

Inventor
Helen M. Hanson

334 *Burwell & Legrand*
Attorneys

UNITED STATES PATENT OFFICE

2,028,602

DIAPER GARMENT

Helen M. Hanson, Argyle, Wis., assignor to Martin Brothers Company, Minneapolis, Minn., a corporation of Minnesota

Application February 19, 1934, Serial No. 711,863

8 Claims. (Cl. 2—70)

My invention relates to diaper garments and has for an object to provide a garment constructed with a diaper having separate attaching means, said diaper being adapted to be readily detached from the attaching means for laundering purposes.

Another object of the invention resides in constructing the garment so that no buttons or other similar protruding attaching means are secured directly to the diaper proper in order to simplify the laundering of the diaper and to reduce the wear and tear on the fastening means and diaper during laundering.

An object of the invention resides in constructing the diaper with a front and a back having overlapping side portions.

A still further object of the invention resides in providing separate members in the nature of straps extending along the overlapping portions of the diaper and carrying buttons or other fastening means for engagement with the overlapping portions of the diaper to hold the same secured together.

An object of the invention resides in utilizing the straps for supporting the diaper upon the person of the wearer either through the medium of a waist to which the straps are attached or by constructing the straps to form suspenders extending over the shoulders of the wearer.

A still further object of the invention resides in utilizing said straps for supporting the hose of the wearer.

Another object of the invention resides in the manner of constructing the diaper proper.

Other objects of the invention reside in the novel combination of parts and in the details of construction hereinafter illustrated and/or described.

In the drawings:

Fig. 1 is a front perspective view of a child's garment illustrating an embodiment of my invention and showing the parts in fastened position.

Fig. 2 is a rear perspective view of the garment shown in Fig. 1.

Fig. 3 is a view similar to Fig. 1 illustrating the diaper opened up.

Fig. 4 is a view similar to Fig. 3 showing the diaper partly closed.

Fig. 5 is a fragmentary plan sectional view taken on line 5—5 of Fig. 1.

Fig. 6 is a perspective view of one of the supporting straps of the invention.

Fig. 7 is a view similar to Fig. 1 of a modification of the invention.

My invention as shown in Figs. 1 and 2 comprises a waist 10 and a diaper 11 attached thereto. These parts will now be described in detail.

The waist 10 consists of a body portion 12 having a back 13 and provided at the front with two overlapping portions 14 and 15. These portions form a V opening which is indicated at 16 and which serves as the neck opening of the garment. The overlap of the portions 14 and 15 is sufficient so that no buttons are required in the same above the waist line of the waist which is indicated by the reference numeral 17. The body portion 12 is further provided with sleeves 18 and 19 and if desired lapels 21 and a collar 20 may be formed on the edges of the overlapping portions 14 and 15, to trim the garment and to make the same more dressy in appearance. The circumferential portion of the garment at the waist line 17 has been designated in the drawings by the reference numeral 118 and is of sufficient length to extend well into the diaper when the diaper is applied to the garment.

The diaper proper is best shown in Figs. 1 and 2 and consists of a body portion 22 and is formed to provide a back 23 and a front 24 and an intermediate portion 125 between the front and back which forms a crotch for the same. The diaper is constructed from sheet material and may be constructed from a single thickness of material or may be constructed from two thicknesses of material, the one serving as a lining. In either event, the material is notched at the sides as designated at 25 and 26 to form openings in the diaper through which the legs of the infant extend. At the sides of the back 23 are formed wings 27 and 28 which are adapted to be brought around upon the front of the garment and which are adapted to be placed in juxtaposed relation with reference to the marginal portions 29 and 30 of the front 24. The edges 31 of the back and the edges 32 of the front are preferably cut on a slant so that the front 24 tapers upwardly as best shown in Fig. 1 when the garment is in closed position. In arranging the diaper the two wings 27 and 28 are brought around upon the front and the front 24 then applied over said wings, the portions 29 and 30 of said front overlapping the wings 27 and 28.

For the purpose of securing the front and back of the diaper together and to the waist 10, two straps 33 and 34 are employed which may be constructed of webbing or any other suitable material. These straps are arranged to underlie

the overlapping portions of the diaper at the front thereof. The strap 33 has three buttons 36, 37 and 38 attached to it while the strap 34 has three buttons 39, 40 and 41 attached to it. These buttons are used in securing the parts of the garment together. For this purpose the wings 27 and 28 of the back 23 of the diapers are formed with button holes 42, 43, 44, 45, 46 and 47. In like manner the marginal portions 29 and 30 of the front 24 are provided with button holes 48, 49, 50, 51, 52 and 53, which button holes are spaced the same distance apart as the various buttons on the straps 33 and 34. The portion 18 of the waist 10 is also provided with button holes not shown which are formed in both the overlapping parts 14 and 15 and which are spaced apart the same distance as the two button holes 50 and 53.

The rear of the diaper is attached to the waist 10 through two buttons 54 and 55 which are sewed to the portion 118 of the waist. These buttons are adapted to be buttoned into button holes 56 and 57 formed in the back 23 of the diaper near the upper circumferential marginal edge 58 thereof.

At the ends of the straps 33 and 34 are provided garters for use in supporting the hose of the infant. The garter attached to strap 34 is shown in detail in Fig. 6 and is designated in its entirety by the reference numeral 69. This garter comprises a flexible body member 72 which has attached to it a loop 74. This loop cooperates with a button 73 secured to body member 72 in the customary manner to hold the garter attached to the hose. The body member 72 is provided at its upper end with a button 70 which may be buttoned in a button hole 71 formed in the strap 34 above the bottom 41 and by means of which the garter may be detachably secured to the strap. If desired, the garter may also be sewed on the strap instead of being detachably secured thereto.

In applying the garment to an infant the following is the procedure: The diaper proper is first laid upon a flat surface such as a bed or the like with the parts spread out. The waist is next laid upon the diaper and the overlapping parts of the waist also spread out. Buttons 54 and 55 are next buttoned into the button holes 56 and 57 which attaches the waist to the diaper. The infant is next laid upon the garment while the parts are so disposed and the parts 14 and 15 brought over upon the front of the infant and caused to overlap one another. The two straps 33 and 34 are next applied to the garment by buttoning the two buttons 36 and 39 into the corresponding button holes in the portions 14 and 15 of the waist proper. These buttons serve to hold the parts of the waist together. When the parts have been so arranged the garment has the form shown in Fig. 3. The garters 69 are then attached to the hose of the infant. The wings 27 and 28 are next folded over toward the front of the garment and the button holes 45, 46 and 47 buttoned upon the buttons 39, 40 and 41 of strap 34. Likewise the button holes 42, 43 and 44 are buttoned over the buttons 36, 37 and 38 of strap 33. In Fig. 4 the arrangement of the parts when the wing 28 has been applied to strap 34 is shown. After wings 27 and 28 have been attached to the straps 33 and 34, the front 24 of the diaper is brought upwardly between the legs of the infant and button holes 50, 49 and 48 buttoned upon the buttons 36, 37 and 38. Similarly button holes 53, 52 and 51 are buttoned

on the buttons 39, 40 and 41. The diaper then is completely attached to the waist 10 and assumes the position shown in Figs. 1 and 2.

With my invention there are no buttons whatsoever attached to the diaper proper, the same being merely formed with button holes. For this reason the diaper may be easily laundered and wear and tear on the buttons and the diaper proper through laundering is greatly reduced. In the construction of the garment the diaper may be formed of two thicknesses of material as previously described, the inner lining being preferably of a more impervious material and the outer covering being similar to the waist proper and for the purpose of ornamentation. My invention may be used with extremely young infants as well as with older infants and in the former case an ordinary diaper may be used within the diaper of the garment. Where the garment is used with older children the inner diaper may be dispensed with and where the occasion arises the diaper of the garment will serve the intended purpose. The garment may be furnished with one waist and several diapers so that clean diapers for application to the waist may at all times be available. Although I have shown the waist and diaper in its simplest form it can readily be comprehended that both of these parts may be constructed ornamental if desired and in many different patterns other than the one illustrated.

If desired, the waist 10 may be dispensed with and the straps used for securing the parts of the diaper together may be employed for supporting the garment upon the infant. A garment so constructed is illustrated in Fig. 7. In this garment the diapers are identical with the diapers shown in the other form of the invention and the description of the same will hence not be repeated. In this form of the invention similar reference numerals will be utilized to indicate similar parts. Where the waist is omitted straps 61 and 62 are employed which are similar to the straps 33 and 34 and which have attached to them the buttons 36, 37, 38, 39, 40 and 41 as in the other form of the invention. These straps instead of terminating at the buttons 36 and 39 extend upwardly beyond the diaper proper and toward the back of the diaper as clearly illustrated in the drawings. These straps preferably cross one another so as to assist in holding the straps on the shoulders of the infant and are provided at their extreme ends with buttons 63 and 64 which take the place of the buttons 54 and 55. These buttons are adapted to button into the button holes 56 and 57 and serve to attach the straps or suspenders to the rear of the diaper. If desired, a cross band 65 may be employed which connects the two straps 61 and 62 together at the front of the garment and prevents the straps from falling off the shoulders of the infant. With the form of the invention shown in Fig. 7 any type of waist or shirt may be applied to the infant over the diaper proper and over the suspenders or under the diaper and suspenders. When the diaper is to be removed it is unnecessary to remove the shirt or waist worn by the infant, the diaper being capable of being removed by merely unbuttoning the various buttons secured to the two straps 61 and 62. Likewise another diaper may be applied without disturbing the said straps 61 and 62.

My invention is highly advantageous in that an extremely simple and practical garment is provided for wear by infants. The diaper of the garment is securely attached to the supporting

structure therefor which may be in the form of suspenders or a waist worn by the infant. The diapers can be completely removed from the supporting structure by merely unbuttoning a number of the buttons. No buttons or other projecting fastenings are secured to the diaper proper so that the laundering of the diaper is greatly facilitated and breaking of buttons and wear and tear of the garment due to laundering is hence greatly reduced. The garment can be constructed with several diapers so that clean diapers are at all times available. The straps employed and to which the buttons are attached not only serve to connect the parts of the diaper together, but also serve to assist in supporting the diaper upon the body of the infant. These straps assist in taking part of the strain from the diaper proper. The said straps also in the case of the use of the waist serve to attach the diaper to the waist.

Changes in the specific form of my invention as herein disclosed, may be made within the scope of what is claimed without departing from the spirit of my invention.

Having described my invention, what I claim as new and desire to protect by Letters Patent is:

1. A diaper including a front and a back, portions of one being adapted to overlap portions of the other along the sides of the diaper from top to bottom thereof, the lapping portions at each side of the garment having a series of paired registering button holes therein, a pair of straps, one for each side of the garment, each strap underlying the lapping portions of the diaper at its respective side and having thereon a series of buttons, one for each pair of registering button holes, each button being adapted to be buttoned into its respective pair of holes, and fastening means secured to the lower portions of said straps for attachment to the stockings of the wearer, said straps and buttons being adapted to distribute the pull of the stockings along the lapping portions of the diaper.

2. In a garment of the character described, a diaper including a front and a back, portions of one being adapted to overlap portions of the other along the sides of the diaper from top to bottom thereof, the lapping portions at each side of the garment having a series of paired registering button holes therein, a pair of straps, one for each side of the garment, each strap underlying the lapping portions of the diaper at its respective side and having thereon a series of buttons, one for each pair of registering button holes, each button being adapted to be buttoned into its respective pair of holes, means adapted to be supported by the shoulders of the child wearing the garment, said means being connected with said straps and, through the same, lending support to the diaper at the locality of each of said buttons, and fastening means secured to said straps at the lower portions thereof for attachment to the stockings of the wearer.

3. In a garment of the character described, a diaper including a front and a back, portions of one being adapted to overlap portions of the other along the sides of the diaper from top to bottom thereof, each of the lapping portions at each side of the diaper having a row of button holes therein, each hole in each row being adapted to register with the corresponding hole in the other row, a pair of straps, one for each side of the diaper, each strap underlying the lapping

portions of the diaper at its respective side and having thereon a row of buttons, one for each pair of registering button holes, each button being adapted to be buttoned into its respective pair of holes, and means adapted to be supported by the shoulders of the child wearing the garment, said means being connected with said straps and, through the same, lending support to the diaper at the locality of each of said buttons.

4. In a garment of the character described, a diaper including a front and a back, portions of one being adapted to overlap portions of the other along the sides of the diaper from top to bottom thereof, each of the lapping portions at each side of the diaper having a row of button holes therein, each hole in each row being adapted to register with the corresponding hole in the other row, a pair of straps, one for each side of the diaper, each strap underlying the lapping portions of the diaper at its respective side and having thereon a row of buttons, one for each pair of registering button holes, each button being adapted to be buttoned into its respective pair of holes, and a waist having lapping front portions formed with registering button holes at the opposite sides thereof, each pair of such holes being adapted to receive the upper button on the corresponding strap, said waist lending support, through said straps, to the diaper at the localities of the various buttons on said straps.

5. In a garment of the character described, a diaper including a front and a back, an upright marginal portion of one being adapted to overlap a similar portion of the other, each of said lapping portions of the diaper having a row of button holes therein, each hole in each row being adapted to register with the corresponding hole in the other row, a strap underlying the lapping portions of the diaper and having thereon a row of buttons, one for each pair of registering button holes, each button being adapted to be buttoned into its respective pair of holes, a waist, and means for detachably securing the upper end of said strap to the waist, said waist lending support, through said strap, to the diaper at the localities of the various buttons on said strap.

6. In an article of the character described, a nether garment structure slit downwardly from the top thereof and having portions normally overlapping each other to close said slit, each of said portions having a row of button holes therein, each button hole in each row being adapted to register with a corresponding button hole in the other row, a strap underlying the lapping portions of the nether garment structure and having a row of buttons thereon, one button for each of the pairs of registering button holes, each button being adapted to be buttoned into its respective pair of holes, and means adapted to be supported by the wearer's body, said means being connected with said strap and lending support therethrough to the nether garment structure at the locality of each of said buttons.

7. In an article of the character described, a nether garment structure slit downwardly from the top thereof and having portions normally overlapping each other to close said slit, each of said portions having a row of button holes therein, each button hole in each row being adapted to register with a corresponding button hole in the other row, a suspender strap fas-

tened at one end to the nether garment structure, the other end of said strap underlying said lapping portions of said structure and having thereon a row of buttons, one button for each of the pairs of registering button holes, each button being adapted to be buttoned into its respective pair of holes, said buttons serving, through said strap, to lend support to the nether garment structure at the locality of each of said buttons.

8. In a garment of the character described, a diaper including a front and a back, portions of one being adapted to overlap portions of the other along the sides of the diaper from top to bottom thereof, each of the lapped portions at each side of the diaper having a row of button

holes therein, each hole in each row being adapted to register with the corresponding hole in the other row, a pair of suspender straps, one for each side of the diaper, each strap being fastened at one end to the diaper, the other end thereof underlying the lapping portions of the diaper at its respective side thereof and having thereon a row of buttons, one button for each of the pairs of registering button holes, each button being adapted to be buttoned into its respective pair of holes and said buttons serving, through their respective strap, to lend support to the diaper at the locality of each of said buttons.

HELEN M. HANSON. 15