



US00D578616S

(12) **United States Design Patent**
Fritz et al.

(10) **Patent No.:** **US D578,616 S**

(45) **Date of Patent:** **** Oct. 14, 2008**

(54) **HANDLE**

(75) Inventors: **Seth A. Fritz**, Indianapolis, IN (US);
Dominic Daunter, Howell, MI (US);
Daniel Genord, South Lyon, MI (US)

(73) Assignee: **Masco Corporation of Indiana**,
Indianapolis, IN (US)

(**) Term: **14 Years**

(21) Appl. No.: **29/302,622**

(22) Filed: **Jan. 21, 2008**

Related U.S. Application Data

(63) Continuation of application No. 29/280,745, filed on
Jun. 6, 2007, now Pat. No. Des. 569,486.

(51) **LOC (8) Cl.** **23-01**

(52) **U.S. Cl.** **D23/250**

(58) **Field of Classification Search** D23/200,
D23/238-257; D6/512, 546, 550; D8/300,
D8/307-308, 310-312, 321; 4/675-678;
137/801; 16/110.1, 441

See application file for complete search history.

(56) **References Cited**

U.S. PATENT DOCUMENTS

D398,039 S * 9/1998 Ku D23/252

D476,398 S * 6/2003 Ouyong D23/252
D485,332 S * 1/2004 Blomstrom D23/252
D523,531 S * 6/2006 Fritz D23/252
D564,633 S * 3/2008 Kemp D23/250
D567,337 S * 4/2008 Miao D23/250

* cited by examiner

Primary Examiner—Robert A. Delehanty

Assistant Examiner—Mark Cavanna

(74) *Attorney, Agent, or Firm*—Leon E. Redman; Lloyd D.
Doigan

(57) **CLAIM**

The ornamental design for a handle, as shown and described.

DESCRIPTION

FIG. 1 is a front perspective view of a handle showing our new
design;

FIG. 2 is a right side elevational view thereof;

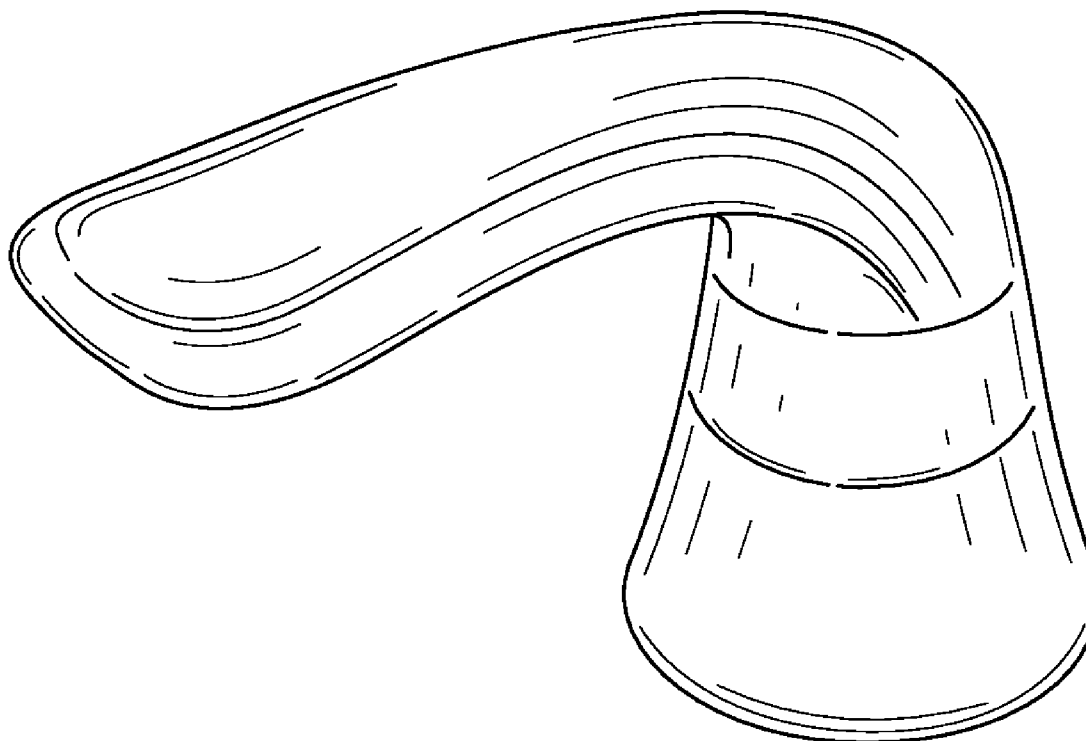
FIG. 3 is a left side elevational view thereof;

FIG. 4 is a front elevational view thereof;

FIG. 5 is a rear elevational view thereof; and,

FIG. 6 is a top plan view thereof.

1 Claim, 6 Drawing Sheets



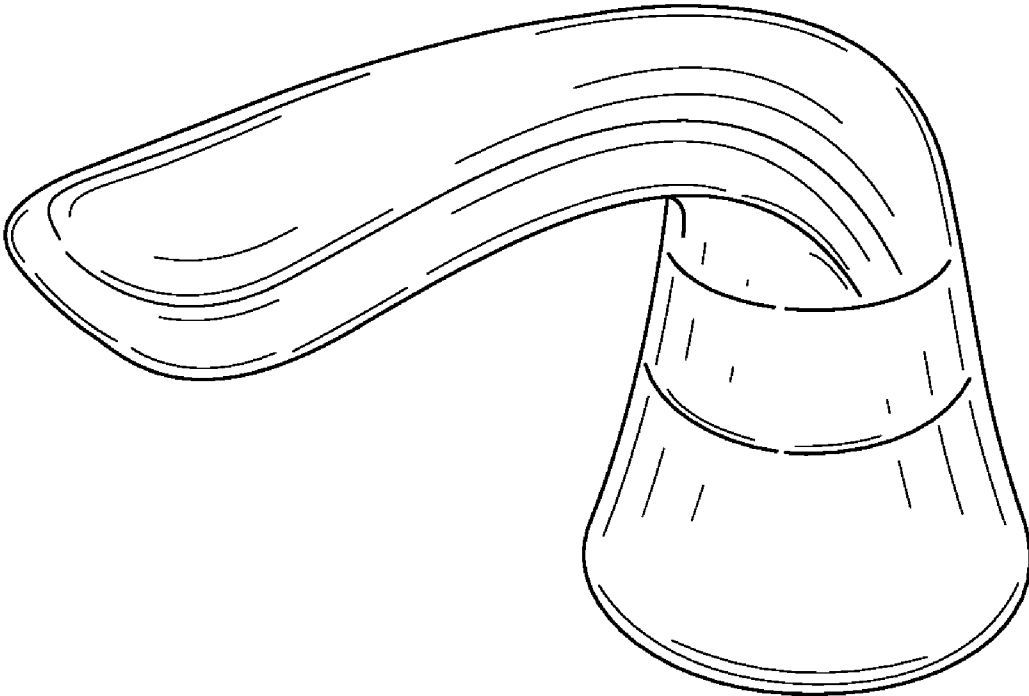


FIG. 1

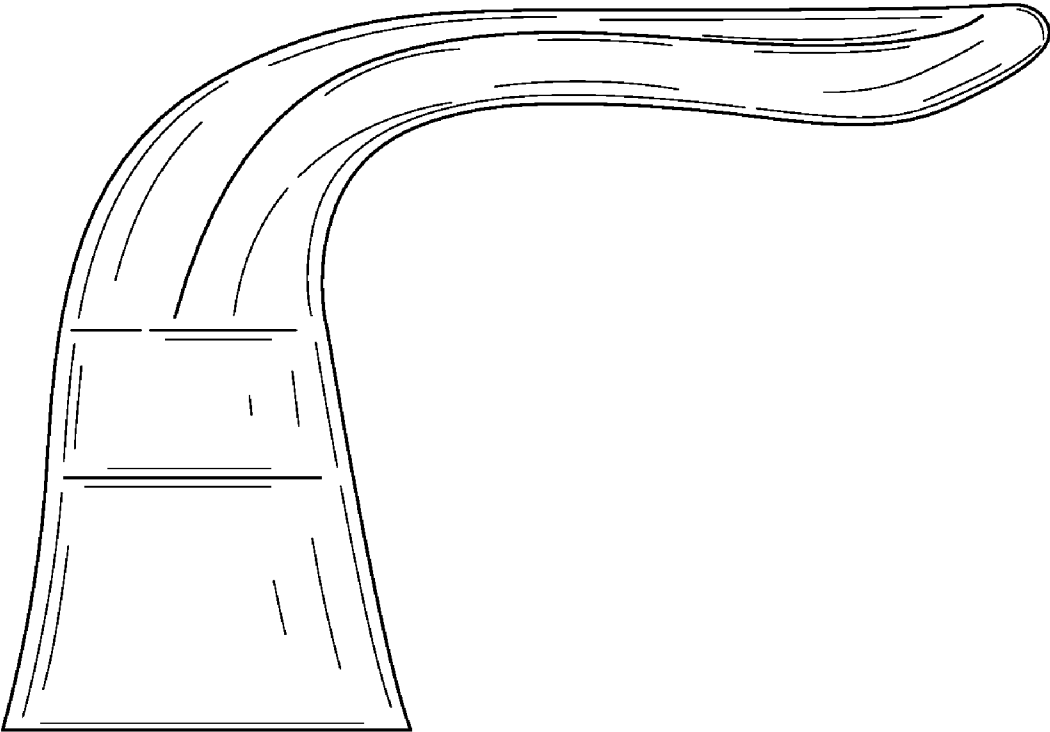


FIG. 2

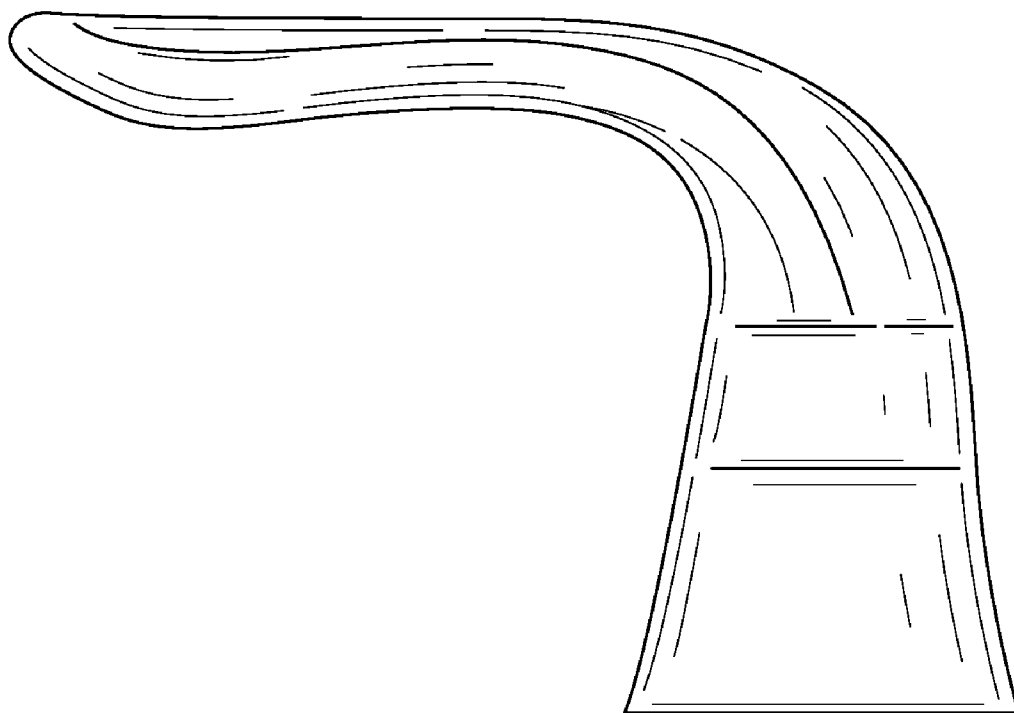


FIG. 3




FIG. 4




FIG. 5

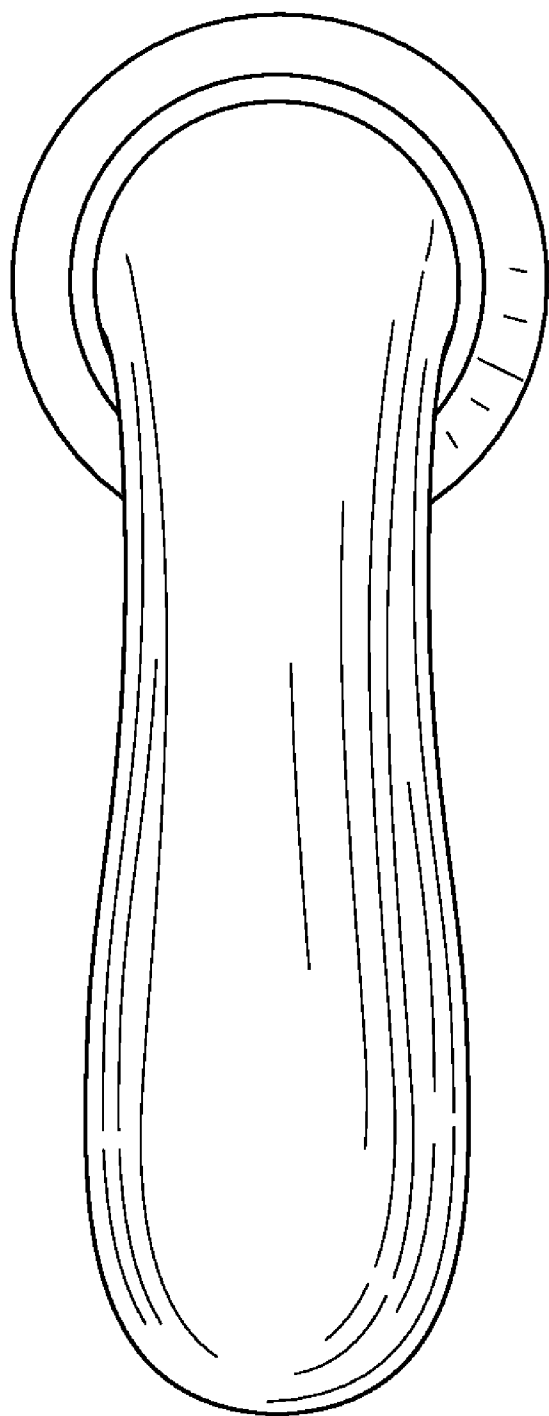


FIG. 6