



US00D702037S

(12) **United States Design Patent**  
**Akin et al.**

(10) **Patent No.:** **US D702,037 S**

(45) **Date of Patent:** **\*\* \*Apr. 8, 2014**

(54) **UMBRELLA WITH SOLAR PANELS**

(71) Applicant: **ZON**, Manhattan Beach, CA (US)

(72) Inventors: **Sarah Akin**, Manhattan Beach, CA (US); **David Johnson**, San Francisco, CA (US)

(73) Assignee: **ZON**, Manhattan Beach, CA (US)

(\*) Notice: This patent is subject to a terminal disclaimer.

(\*\*) Term: **14 Years**

(21) Appl. No.: **29/467,894**

(22) Filed: **Sep. 24, 2013**

**Related U.S. Application Data**

(62) Division of application No. 29/461,661, filed on Jul. 26, 2013.

(51) **LOC (10) Cl.** ..... **03-03**

(52) **U.S. Cl.**  
USPC ..... **D3/5; D3/10; D13/102**

(58) **Field of Classification Search**  
USPC ..... **D3/5, 10; 135/15.1, 33.2, 20.1**  
See application file for complete search history.

(56) **References Cited**

**U.S. PATENT DOCUMENTS**

1,397,789 A	11/1921	Stonestreet
D151,655 S	11/1948	Preaus
D248,042 S	5/1978	Ouelette
4,193,389 A	3/1980	Ku
4,527,721 A	7/1985	Goldstein
D336,982 S	7/1993	Johnson
D373,465 S	9/1996	Chipman
D373,467 S	9/1996	Chipman

D373,468 S	9/1996	Dubinsky
D396,741 S	8/1998	Vitali et al.
D443,409 S	6/2001	Pilz et al.
6,830,058 B2	12/2004	Li
6,923,058 B2	8/2005	Nieman et al.
7,000,624 B2	2/2006	Chang
7,013,903 B2	3/2006	Li
D530,269 S	10/2006	Fowler et al.
D561,460 S	2/2008	Peterson
7,562,667 B2	7/2009	Li
D600,200 S	9/2009	Dimov et al.
D668,443 S	10/2012	Sims, II
8,360,079 B2	1/2013	Li
D680,949 S	4/2013	Swatek
D681,548 S	5/2013	Zhang et al.
D688,621 S	8/2013	Mozzardi et al.

**OTHER PUBLICATIONS**

Solar Powered Umbrella with USB Ports Product Reference, Apr. 5, 2013, 17 pages.

*Primary Examiner* — John Windmuller

(74) *Attorney, Agent, or Firm* — Aka Chan LLP

(57) **CLAIM**

The ornamental design for an umbrella with solar panels, as shown and described.

**DESCRIPTION**

FIG. 1 shows a perspective view of a design for an umbrella with solar panels.

FIG. 2 shows a top view of FIG. 1.

FIG. 3 shows a side view of FIG. 1.

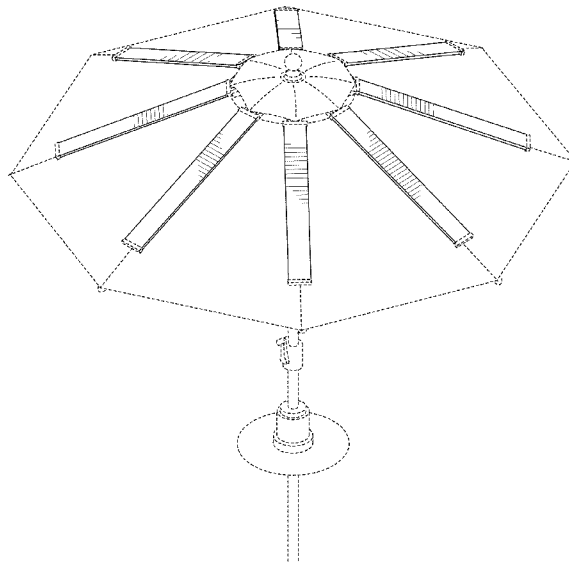
FIG. 4 shows a perspective view of a design for an umbrella with solar panels in a different environment.

FIG. 5 shows a top view of FIG. 4; and,

FIG. 6 shows a side view of FIG. 4.

The broken lines in the figures depict portions of the umbrella with solar panels that form no part of the claimed design.

**1 Claim, 6 Drawing Sheets**



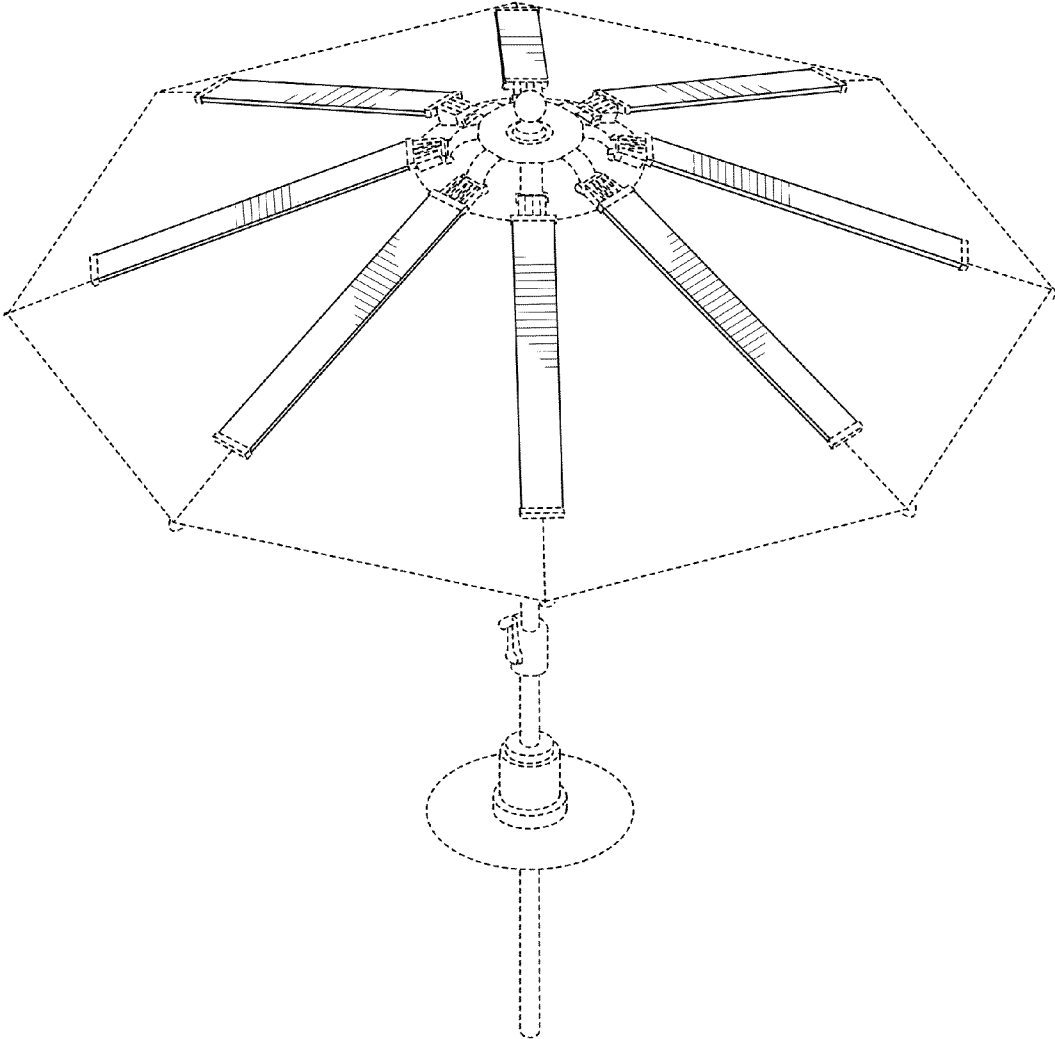


FIG. 1

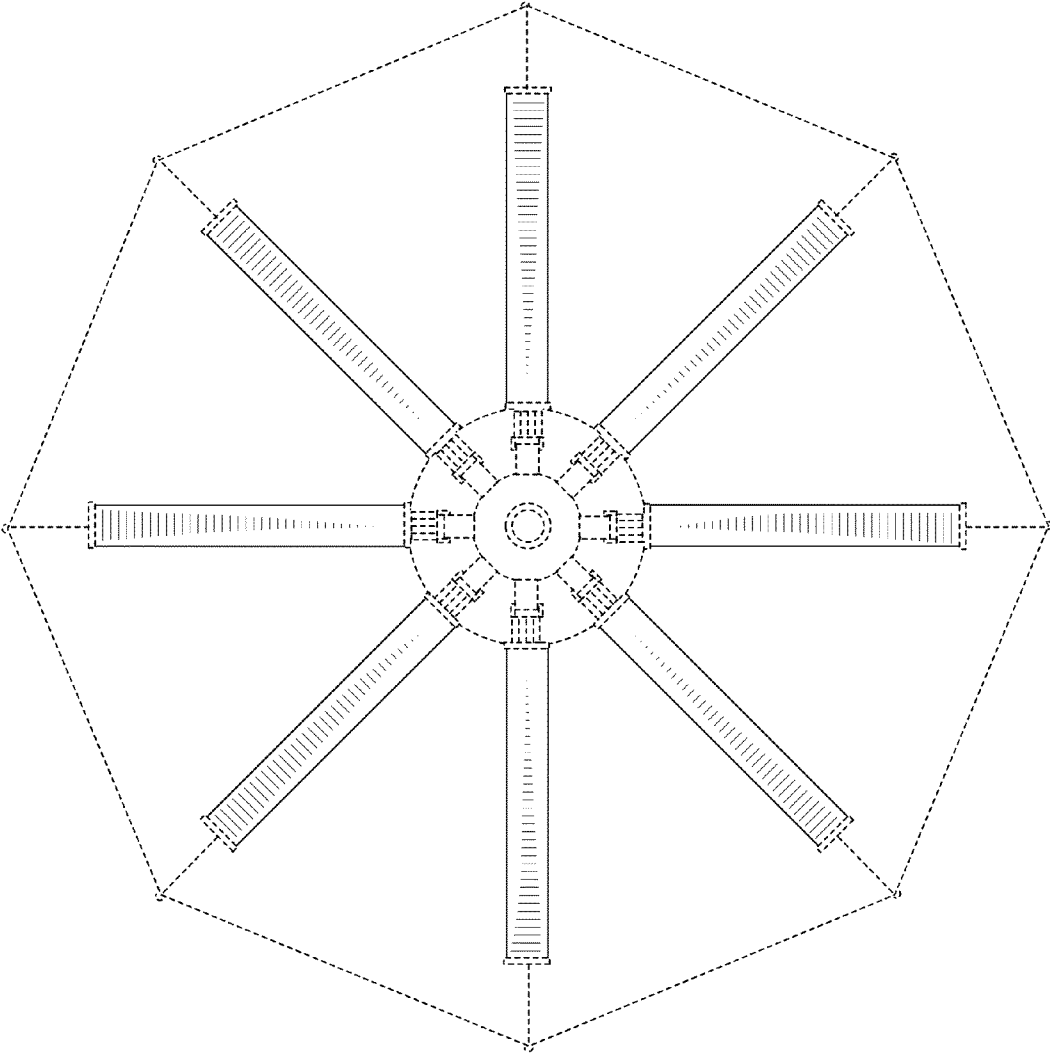


FIG. 2

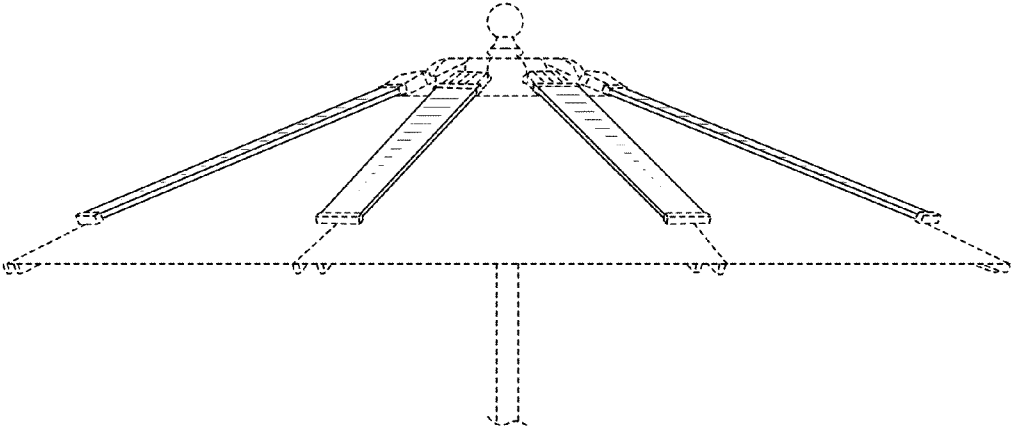


FIG. 3

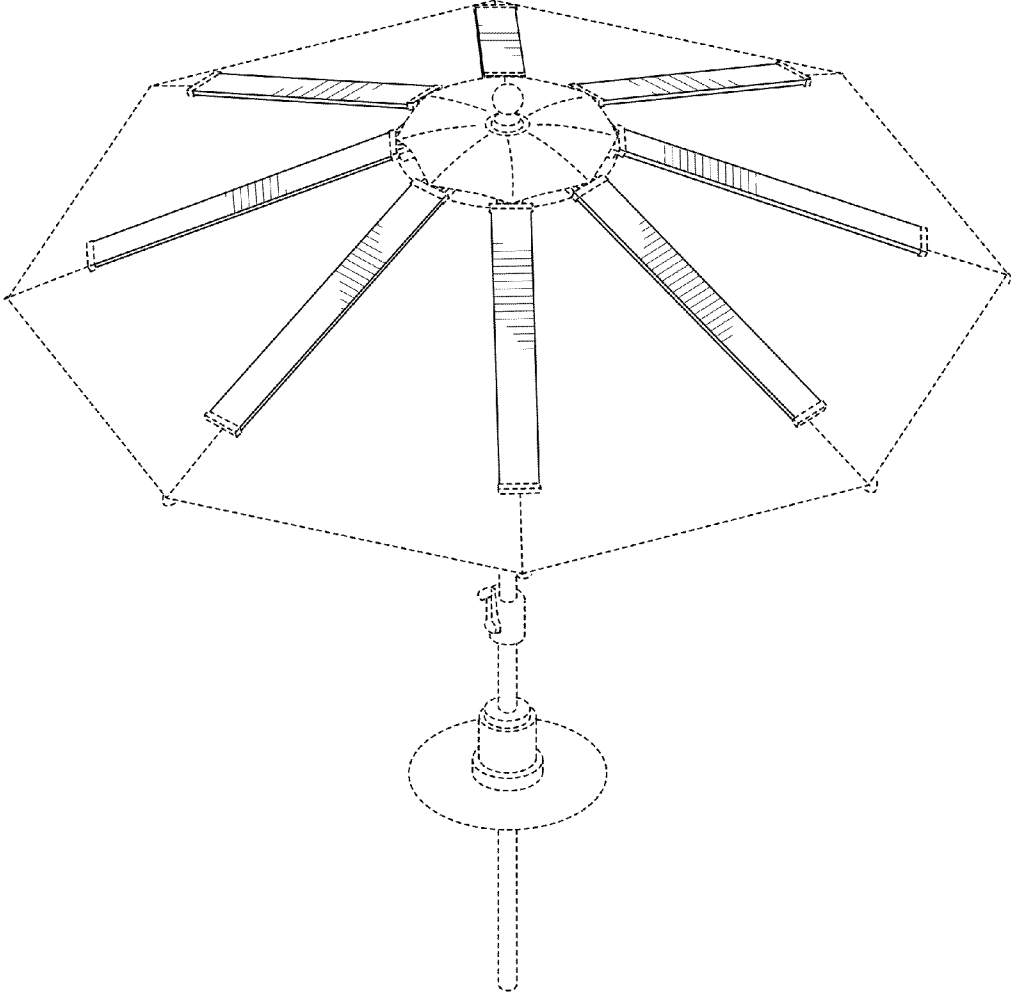


FIG. 4

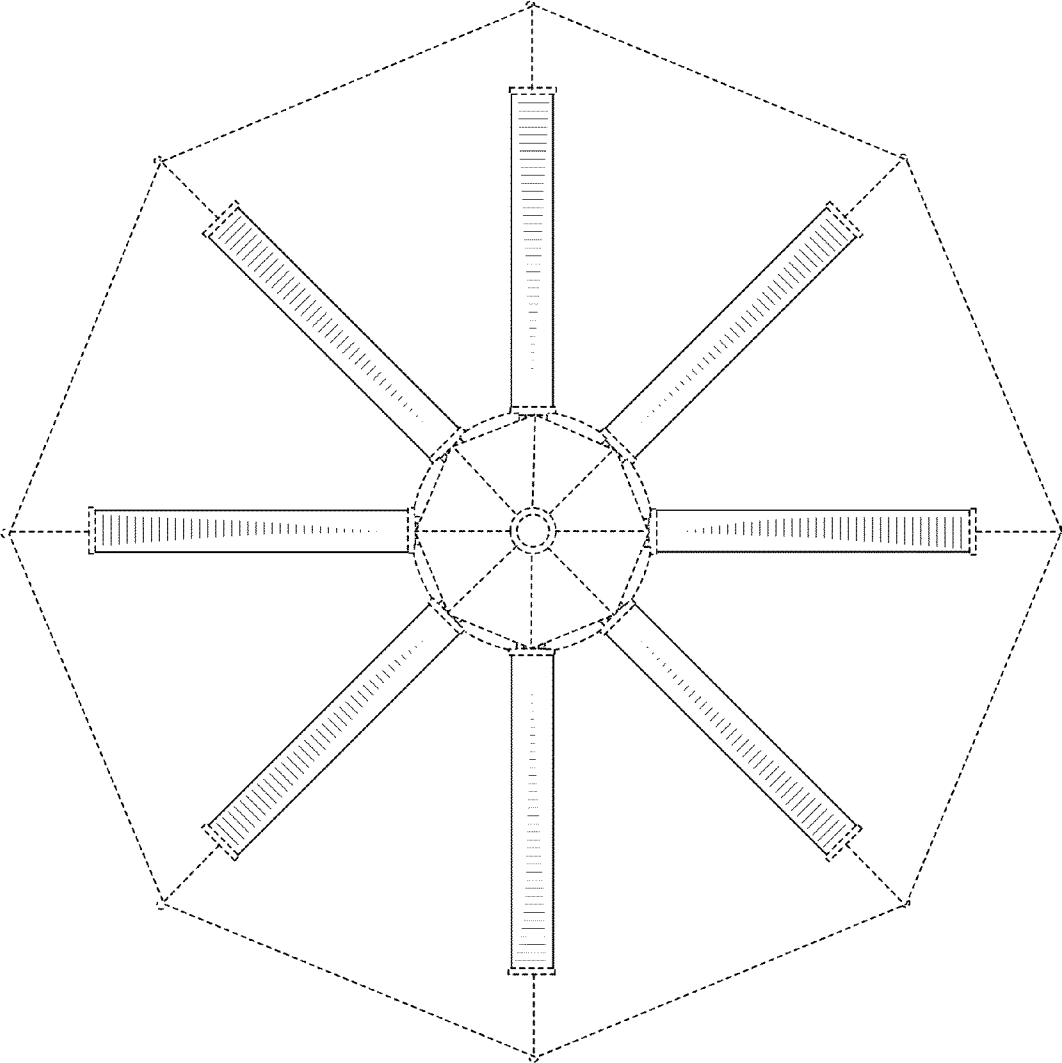


FIG. 5

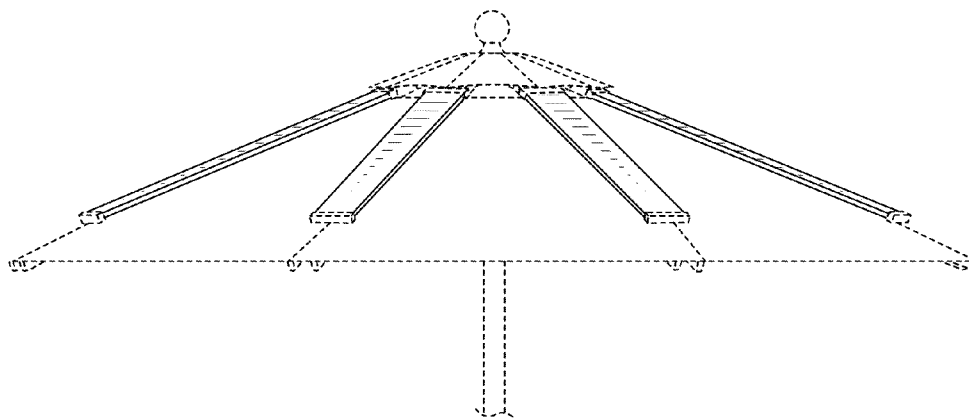


FIG. 6