

# United States Patent [19]

Satake

[11] Patent Number: Des. 279,188

[45] Date of Patent: \*\* Jun. 11, 1985

[54] **DESK ELECTRONIC COMPUTER**

D. 250,430 11/1978 Nishiguchi ..... D18/7

[75] Inventor: Noriko Satake, Osaka, Japan

[73] Assignee: Sharp Corporation, Osaka, Japan

[\*\*] Term: 14 Years

[21] Appl. No.: 555,955

[22] Filed: Nov. 29, 1983

[30] Foreign Application Priority Data

May 31, 1983 [JP] Japan ..... 58-23572

[52] U.S. Cl. .... D14/100; D18/7

[58] Field of Search ..... D18/2, 7, 8, 11, 12,  
D18/13; D14/100, 107, 114, 115, 111; D21/13;  
364/706-710; 200/5 A

[56] References Cited

### U.S. PATENT DOCUMENTS

D. 228,915 10/1973 Ishii ..... D18/7

D. 233,442 10/1974 Saito ..... D18/7

### OTHER PUBLICATIONS

*The Office*, 1/82, p. 176, Desk-top Calculator QS-1183 at center.

*Primary Examiner*—Louis S. Zarfaz  
*Attorney, Agent, or Firm*—Flehr, Hohbach, Test, Albritton & Herbert

[57] CLAIM

The ornamental design for a desk electronic computer, as shown and described.

### DESCRIPTION

FIG. 1 is a perspective view of a desk electronic computer showing my new design;

FIG. 2 is a top plan view thereof;

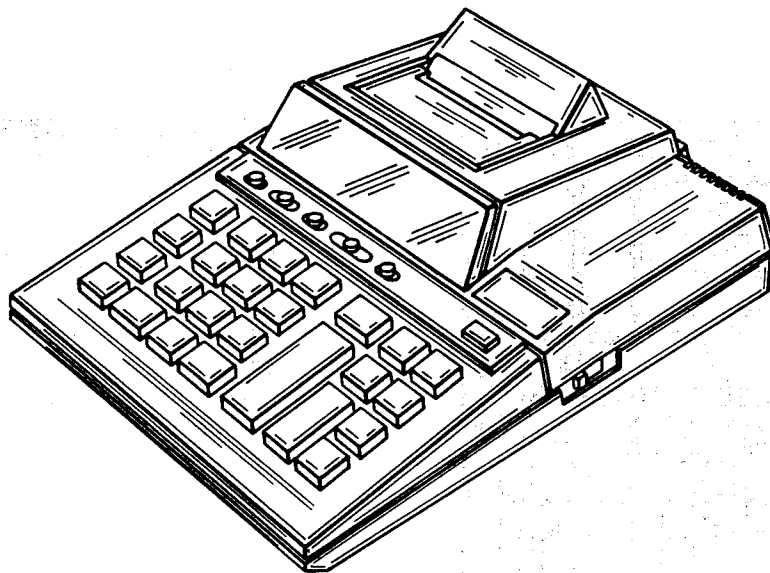
FIG. 3 is a bottom plan view thereof;


FIG. 4 is a front elevational view thereof;

FIG. 5 is a rear elevational view thereof;


FIG. 6 is a right side elevational view thereof; and

FIG. 7 is a left side elevational view thereof.

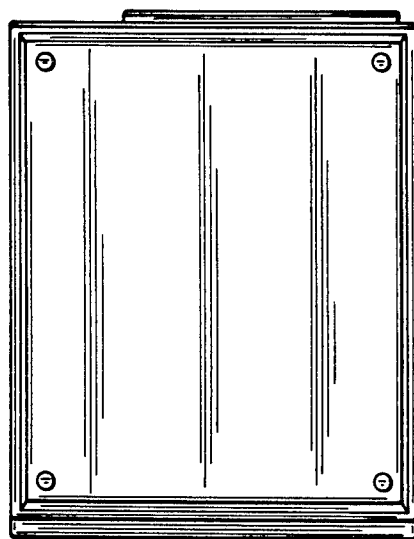





*FIG\_1*




*FIG\_2*




*FIG\_3*



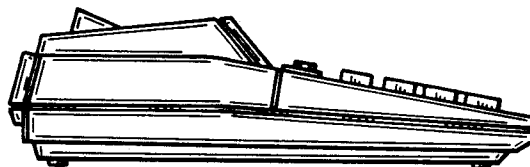
*FIG\_4*



*FIG\_5*



*FIG\_6*



*FIG\_7*