



US00D448999B1

(12) **United States Design Patent** (10) **Patent No.:** **US D448,999 S**
Weber (45) **Date of Patent:** **** Oct. 9, 2001**

(54) **SCULPTURED ASYMMETRIC BOTTLE**

(76) Inventor: **Heinz Weber**, 64 Gables Court,
Beaconsfield, Quebec (CA), H9W 5H4

(**) Term: **14 Years**

(21) Appl. No.: **29/126,662**

(22) Filed: **Jul. 20, 2000**

(51) **LOC (7) Cl.** **09-01**

(52) **U.S. Cl.** **D9/529; D9/542**

(58) **Field of Search** **D9/516, 522, 529,**
D9/530, 542, 543, 549, 572, 574; 215/382,
383, 384; 222/212, 213, 215

(56) **References Cited**

U.S. PATENT DOCUMENTS

D. 253,035	*	10/1979	Meyer et al.	D9/522
D. 331,703	*	12/1992	Seguin et al.	D9/572
D. 417,850	*	12/1999	Miller	D9/542
D. 422,900	*	4/2000	Ellise	D9/300
D. 424,448	*	5/2000	Weber	D9/558
D. 439,843	*	4/2001	Dalmau	D9/515

* cited by examiner

Primary Examiner—Ted Shooman

Assistant Examiner—Selina Sikder

(74) *Attorney, Agent, or Firm*—Eric Fincham

(57) **CLAIM**

The ornamental design for a sculptured asymmetric bottle,
as shown and described.

DESCRIPTION

FIG. 1 is a perspective view of the sculptured asymmetric
bottle;

FIG. 2 is a rear elevational view thereof;

FIG. 3 is a side elevational view as seen from the right hand
side of FIG. 2;

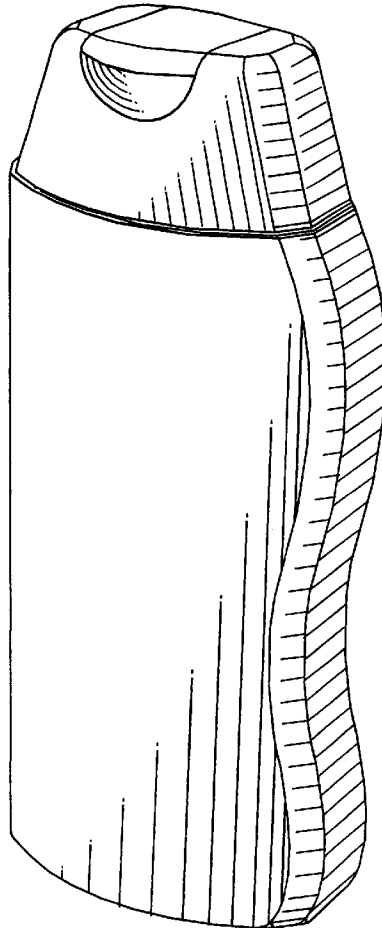
FIG. 4 is a side elevational view as seen from the left hand
side of FIG. 2;

FIG. 5 is a rear elevational view thereof;

FIG. 6 is a top plan view thereof; and,

FIG. 7 is a bottom plan view thereof,

1 Claim, 2 Drawing Sheets



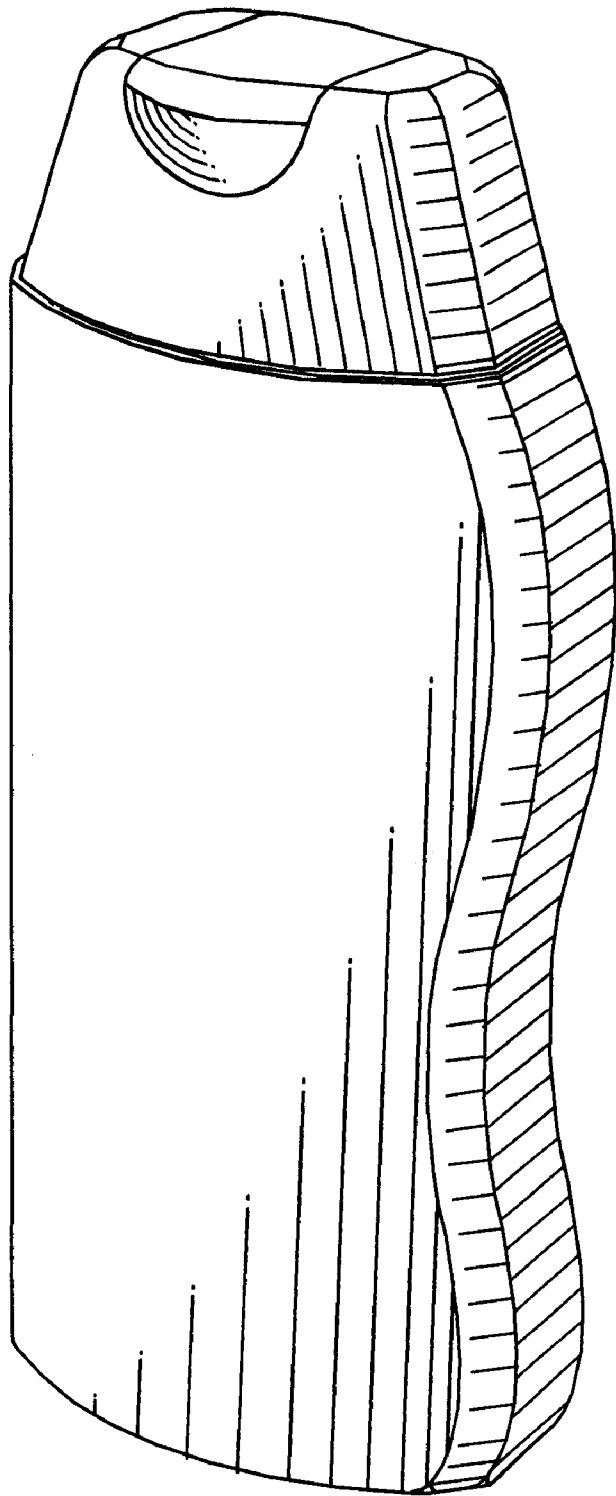


Fig. 1

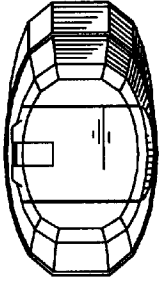


Fig. 6

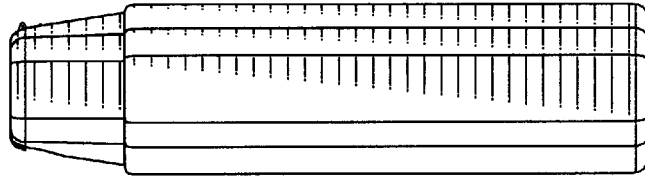


Fig. 3

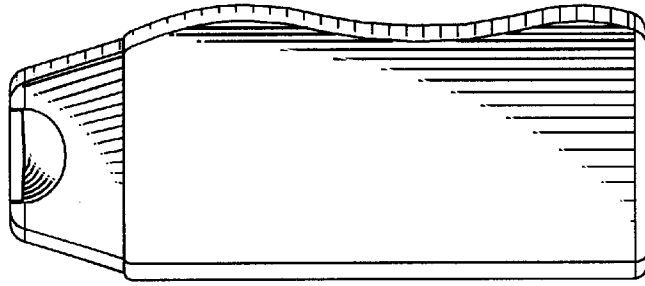


Fig. 2

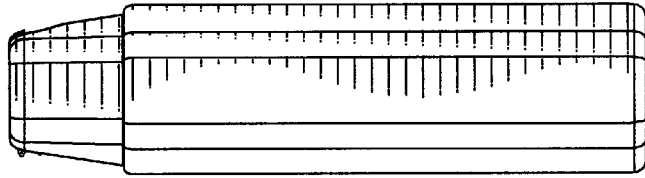


Fig. 4

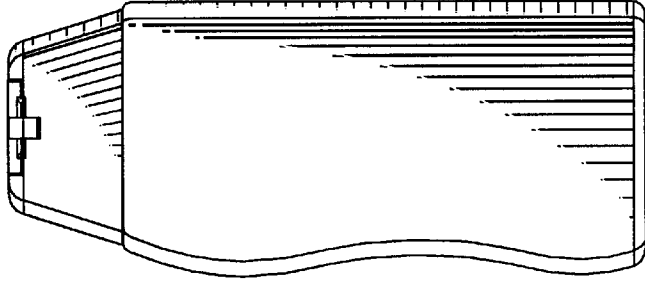


Fig. 5

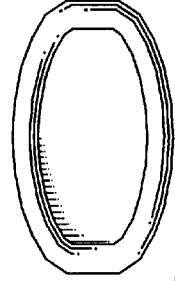


Fig. 7