



US00D982716S

(12) **United States Design Patent**  
**Fritz**

(10) **Patent No.:** **US D982,716 S**

(45) **Date of Patent:** **\*\* Apr. 4, 2023**

(54) **FAUCET**

(71) Applicant: **DELTA FAUCET COMPANY,**  
Indianapolis, IN (US)

(72) Inventor: **Seth Fritz,** Carmel, IN (US)

(73) Assignee: **DELTA FAUCET COMPANY,**  
Indianapolis, IN (US)

(\*\*) Term: **15 Years**

(21) Appl. No.: **29/804,643**

(22) Filed: **Aug. 22, 2021**

(51) **LOC (14) Cl.** ..... **23-01**

(52) **U.S. Cl.**  
USPC ..... **D23/238**

(58) **Field of Classification Search**  
USPC ..... D23/238, 241–243, 249, 239–240, 250,  
D23/252, 254–255, 257; D8/307–308,  
D8/353

See application file for complete search history.

(56) **References Cited**

**U.S. PATENT DOCUMENTS**

D533,632 S \* 12/2006 Kennard ..... D23/255  
D534,243 S \* 12/2006 Kennard ..... D23/255

D579,306 S \* 10/2008 Singtoroj ..... D8/308  
D922,536 S \* 6/2021 Ao ..... D23/252  
D930,792 S \* 9/2021 Fritz ..... D23/238  
D940,276 S \* 1/2022 Lazarini ..... D23/238  
D941,959 S \* 1/2022 Fritz ..... D23/238  
D954,221 S \* 6/2022 Fritz ..... D23/252

\* cited by examiner

*Primary Examiner* — Robert A Delehanty

(74) *Attorney, Agent, or Firm* — Jeffrey L. Doyle

(57) **CLAIM**

The ornamental design for a faucet, as shown and described.

**DESCRIPTION**

FIG. 1 is a front perspective view of a faucet showing my new design;

FIG. 2 is a rear perspective view thereof;

FIG. 3 is a front elevational view thereof;

FIG. 4 is a left side view thereof;

FIG. 5 is a rear view thereof;

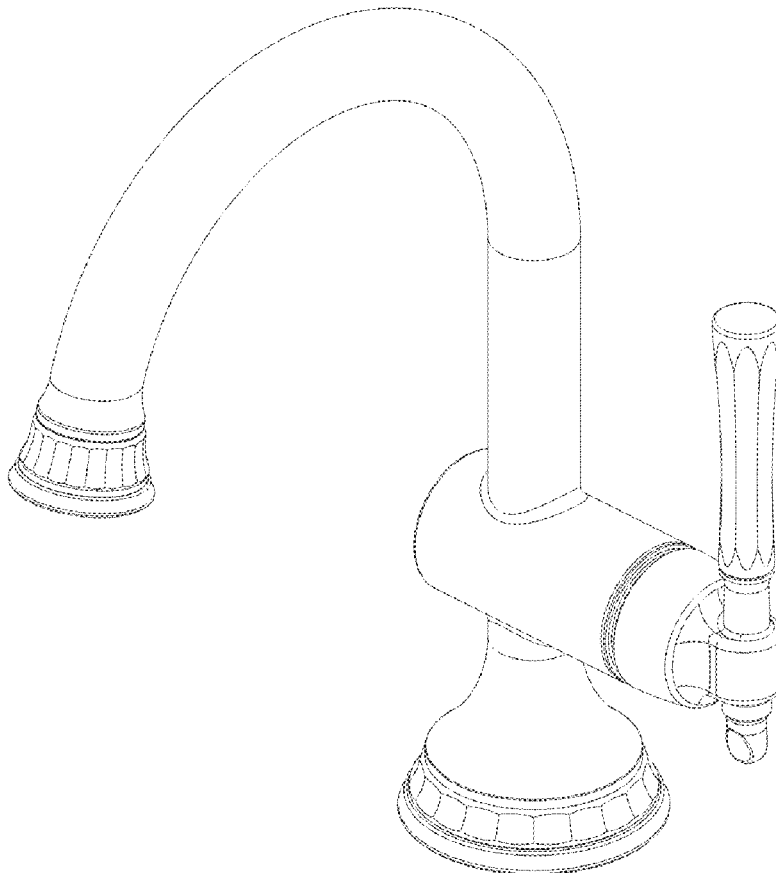
FIG. 6 is a right side view thereof;

FIG. 7 is a top plan view thereof; and,

FIG. 8 is a bottom view thereof.

The broken lines shown in the drawings represent unclaimed portions of the faucet and forms no part of the claimed design.

**1 Claim, 4 Drawing Sheets**



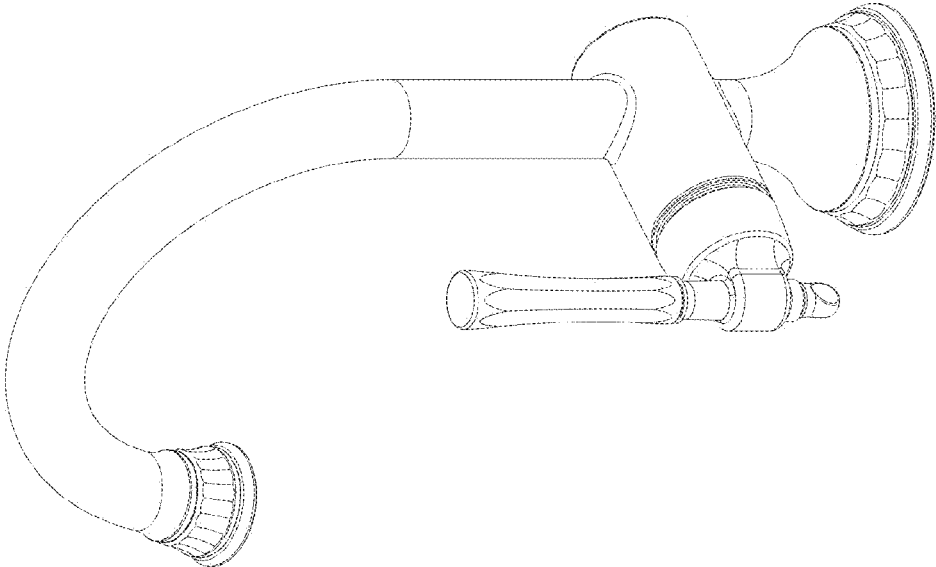


FIG - 2

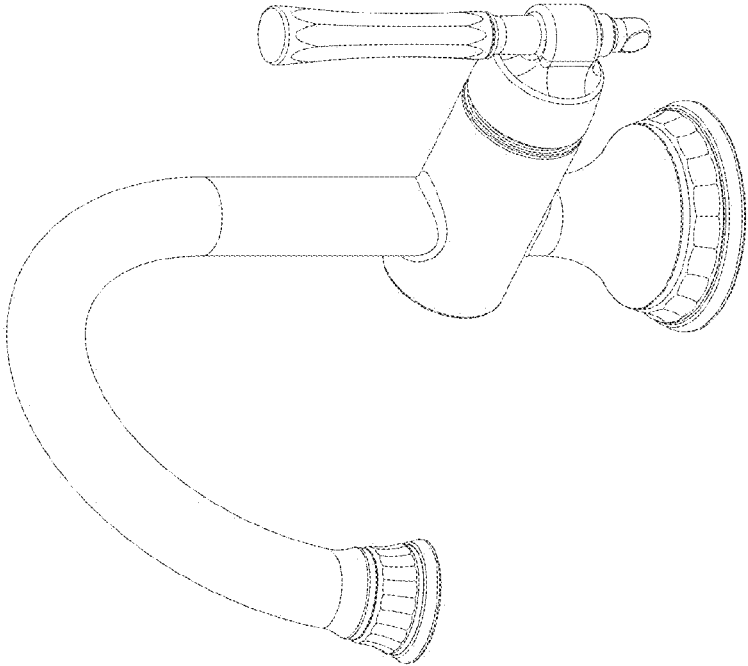


FIG - 1

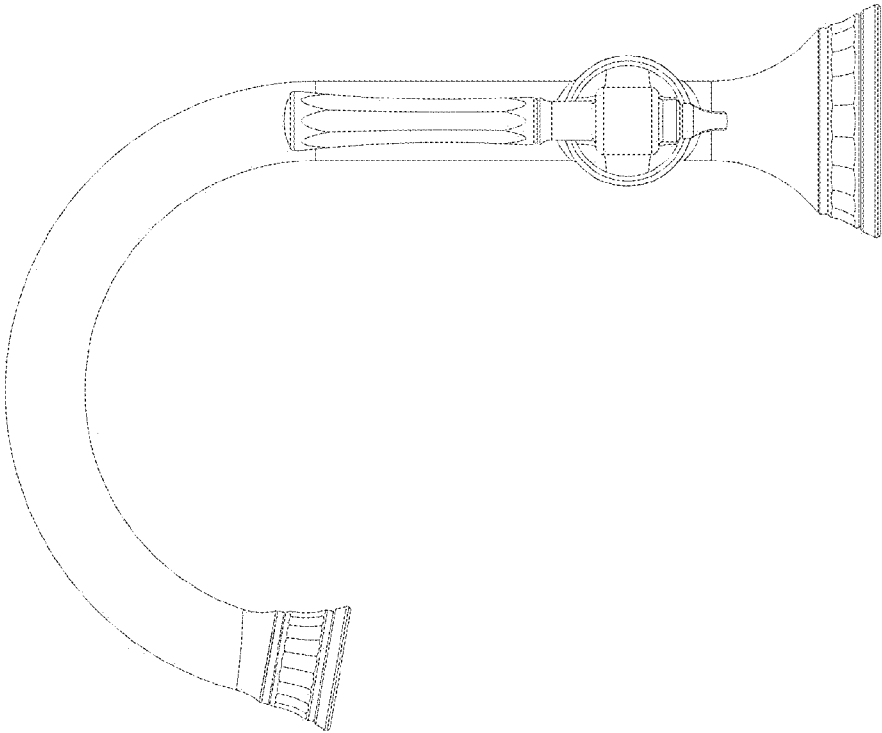


FIG - 4

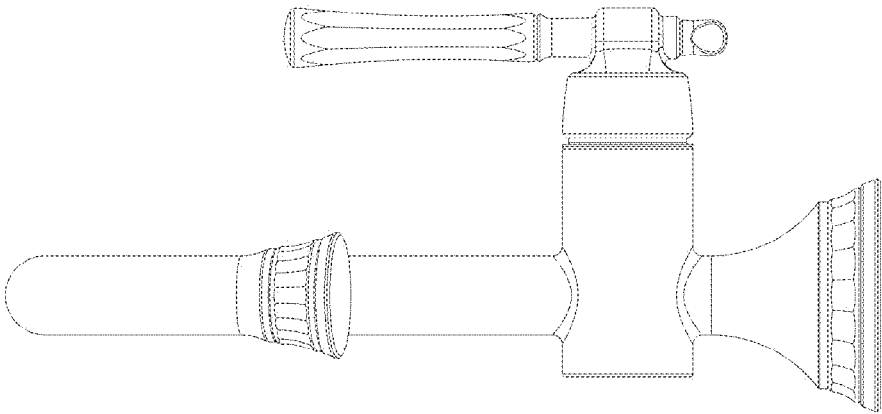


FIG - 3

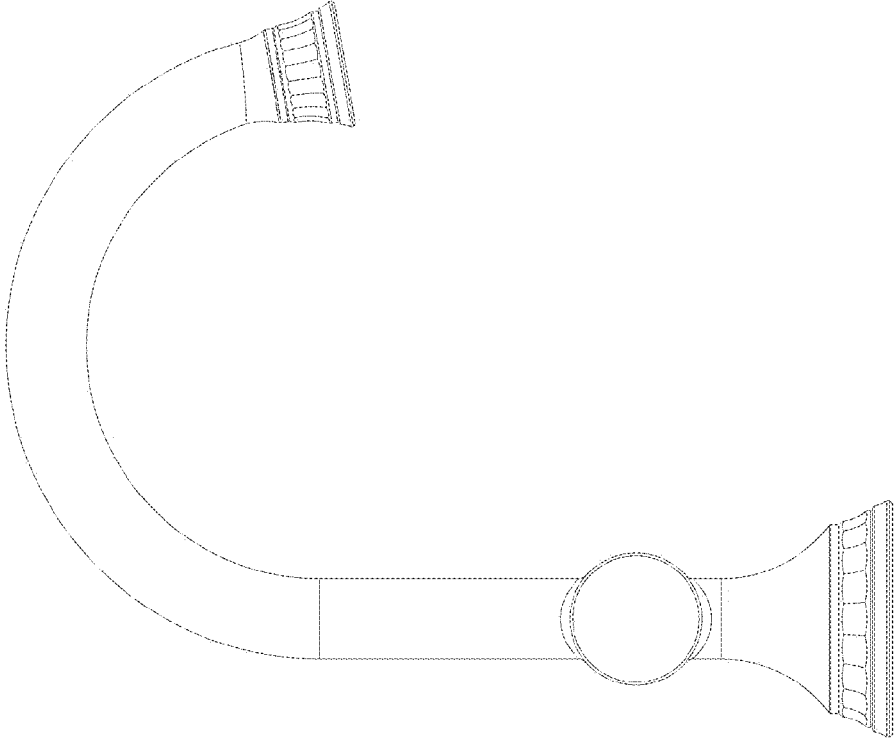


FIG - 6

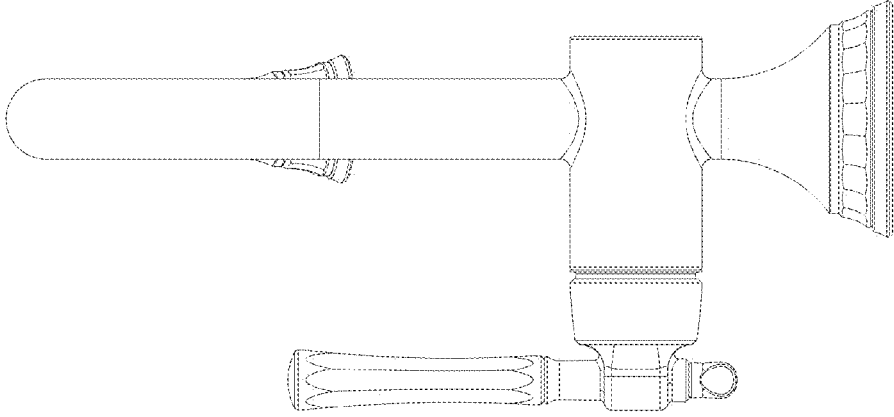


FIG - 5

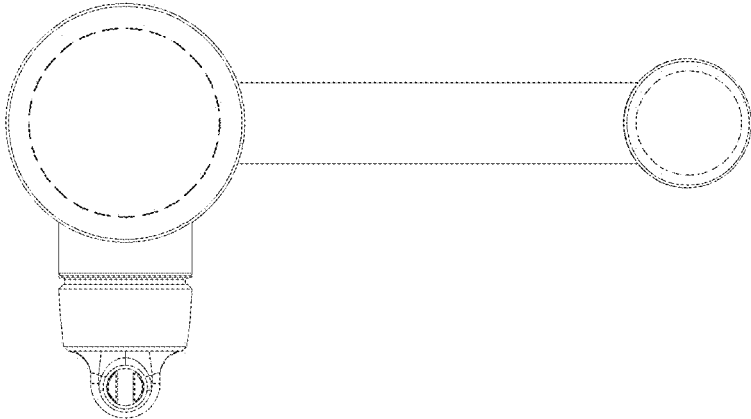


FIG - 8

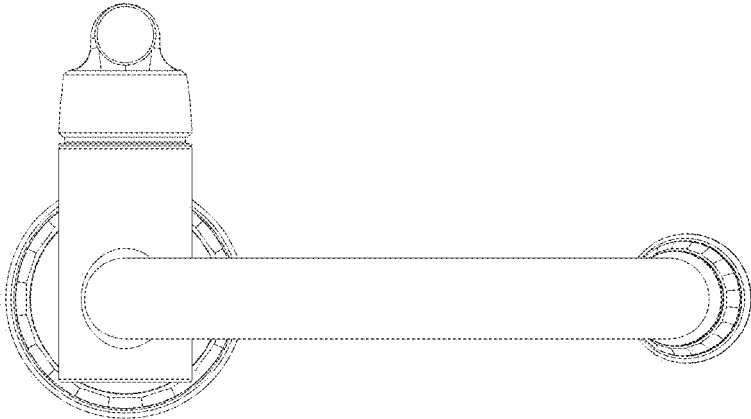


FIG - 7