



US00D576662S

(12) **United States Design Patent**
Lane et al.

(10) **Patent No.:** **US D576,662 S**
(45) **Date of Patent:** **** Sep. 9, 2008**

(54) **EYEWEAR**

(75) Inventors: **Henry Welling Lane**, San Luis Obispo, CA (US); **Eric Rhea**, San Luis Obispo, CA (US)

(73) Assignee: **Dioptics Medical Products, Inc.**, San Luis Obispo, CA (US)

(**) Term: **14 Years**

(21) Appl. No.: **29/291,916**

(22) Filed: **Sep. 20, 2007**

(51) **LOC (8) Cl.** **16-06**

(52) **U.S. Cl.** **D16/326**

(58) **Field of Classification Search** D16/101, D16/300-342; D29/109-110; D24/110.2; 351/41, 44, 51-52, 62, 158, 92, 103-123, 351/140, 153; 2/426-432, 447-449, 441, 2/434-437

See application file for complete search history.

(56) **References Cited**

U.S. PATENT DOCUMENTS

D397,713 S 9/1998 Brune et al.
D435,579 S 12/2000 Lane
D447,507 S 9/2001 Lane

D481,063 S 10/2003 Lane
D481,410 S 10/2003 Lane
D522,040 S 5/2006 Lane
D533,580 S 12/2006 Lane
D538,325 S 3/2007 Lane
D544,019 S * 6/2007 Lane D16/319
D546,367 S 7/2007 Lane
D561,814 S * 2/2008 Thixton et al. D16/326

* cited by examiner

Primary Examiner—Raphael Barkai

(74) *Attorney, Agent, or Firm*—Westberg Law Offices

(57) **CLAIM**

The ornamental design for eyewear, as shown and described.

DESCRIPTION

FIG. 1 is a perspective view of eyewear showing the new design;

FIG. 2 is a top view thereof;

FIG. 3 is a bottom view thereof;

FIG. 4 is a front elevation view thereof;

FIG. 5 is a rear elevation view thereof; and,

FIG. 6 is a right side elevation view thereof, the left side being a mirror image of the right side.

1 Claim, 4 Drawing Sheets




FIG. 1




FIG. 2

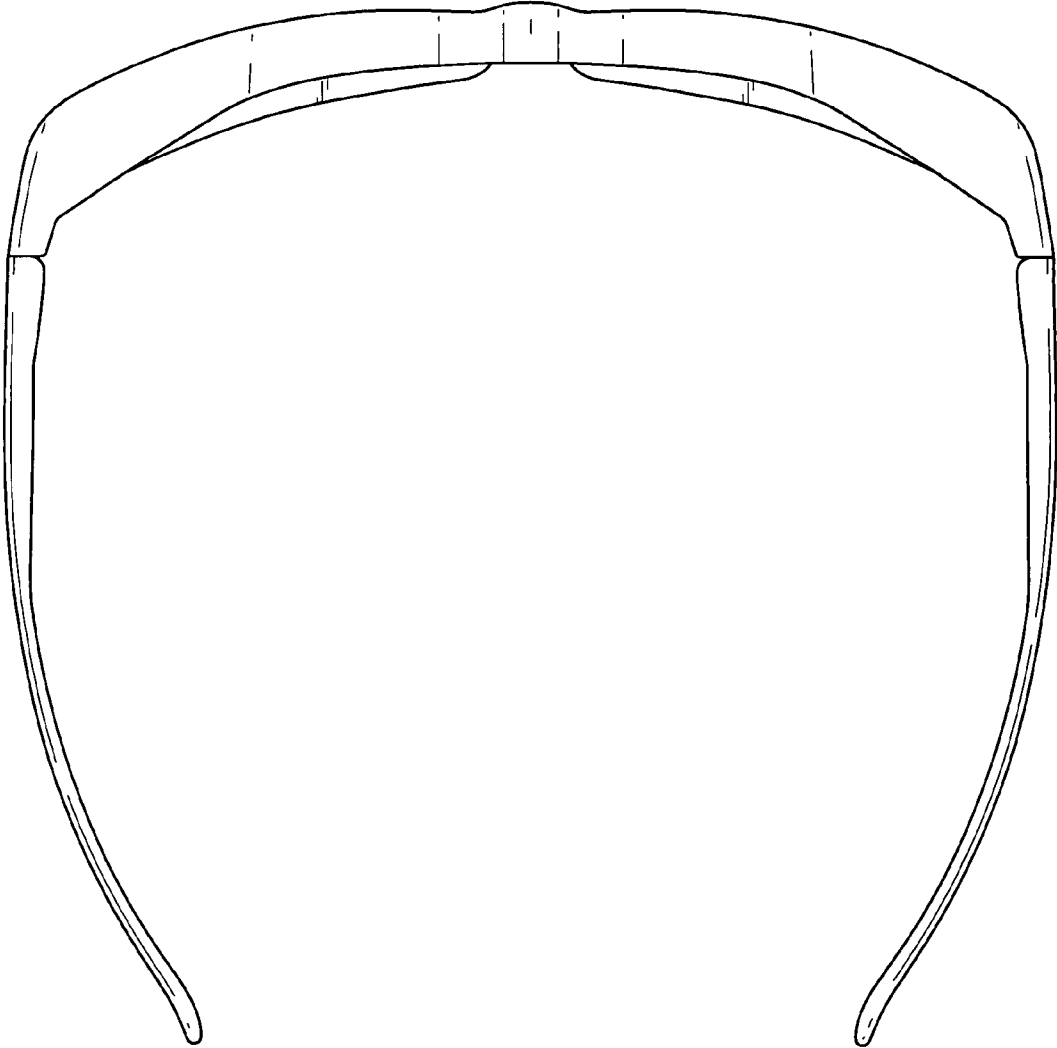


FIG. 3

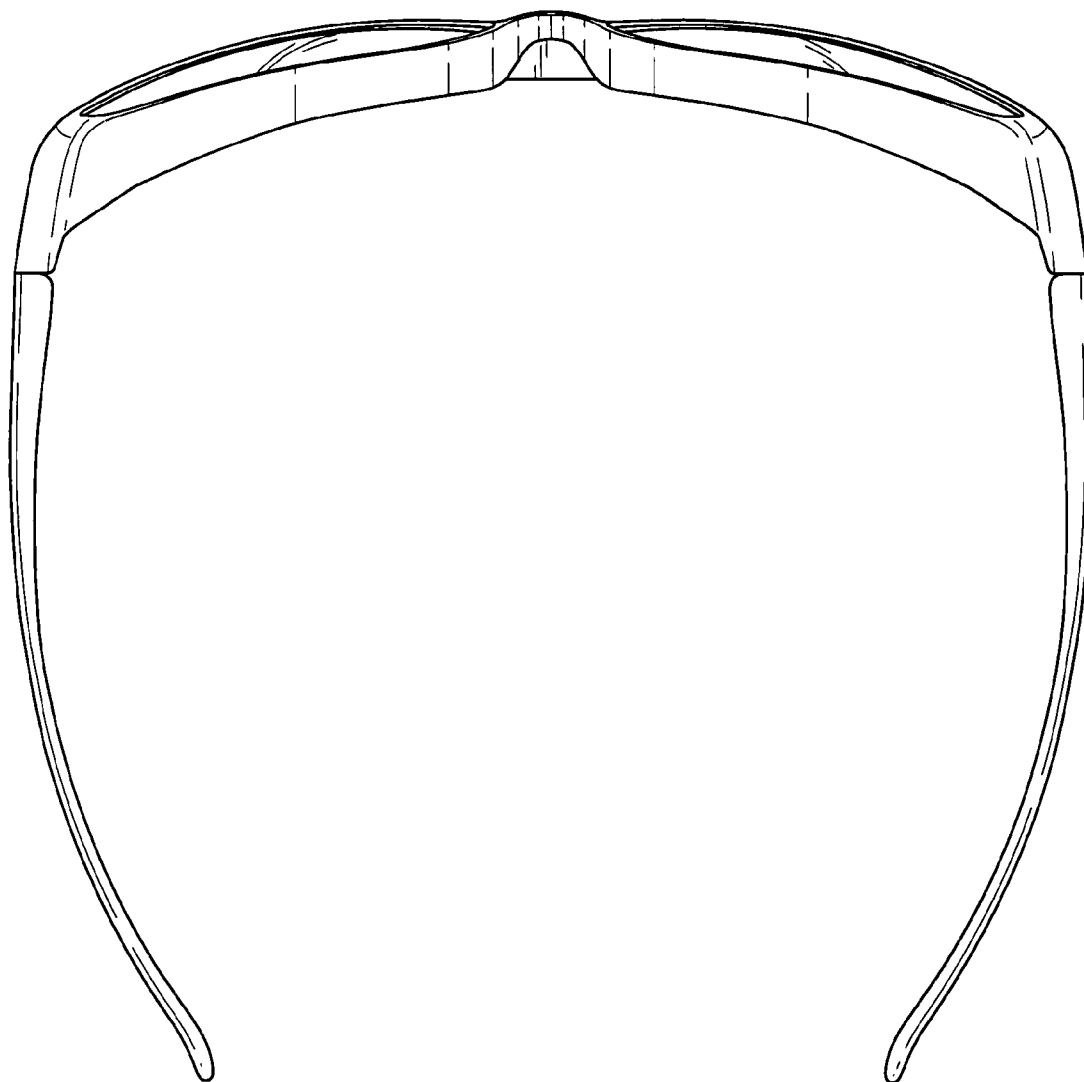


FIG. 4




FIG. 5

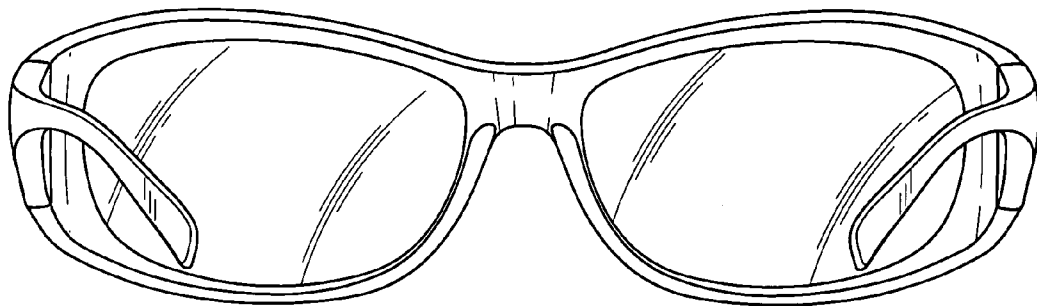


FIG. 6

