



US00D911230S

(12) **United States Design Patent** (10) **Patent No.:** **US D911,230 S**  
**Wietrzychowski** (45) **Date of Patent:** **\*\* Feb. 23, 2021**

(54) **REAR BUMPER FOR A VEHICLE**  
(71) Applicant: **Bayerische Motoren Werke Aktiengesellschaft, Munich (DE)**  
(72) Inventor: **Marco Wietrzychowski, Munich (DE)**  
(73) Assignee: **Bayerische Motoren Werke Aktiengesellschaft, Munich (DE)**  
(\*\*) Term: **15 Years**  
(21) Appl. No.: **29/705,764**  
(22) Filed: **Sep. 16, 2019**

D841,537 S \* 2/2019 Morikawa ..... D12/169  
D856,224 S \* 8/2019 Nissl ..... D12/169  
D856,376 S \* 8/2019 Soe ..... D15/22  
D856,872 S \* 8/2019 Smith ..... D12/169  
D866,418 S \* 11/2019 Peplowski ..... D12/169  
D867,234 S \* 11/2019 Peplowski ..... D12/169  
D870,611 S \* 12/2019 Tonello ..... D12/169  
D887,916 S \* 6/2020 Toriyama ..... D12/169

**FOREIGN PATENT DOCUMENTS**

EM 002016030-0005 4/2012  
WO WO DM/084038 1/2015  
WO WO DM/096612 12/2017  
WO WO DM/103824 11/2018  
WO WO DM/203407 6/2019

\* cited by examiner

*Primary Examiner* — Melody N Brown  
(74) *Attorney, Agent, or Firm* — Crowell & Moring LLP

(30) **Foreign Application Priority Data**  
Mar. 25, 2019 (DE) ..... 40 2019 100 370.3  
(51) **LOC (13) Cl.** ..... **12-16**  
(52) **U.S. Cl.**  
USPC ..... **D12/169**  
(58) **Field of Classification Search**  
USPC ..... D12/163, 196, 86, 90-92, 169, 190, 98,  
D12/164; 293/102, 113, 115, 117, 120,  
293/193.11; 296/180.1, 180.2; 180/68.1,  
180/68.6  
CPC ..... B60R 19/02; B60R 19/04; B62D 25/08  
See application file for complete search history.


(57) **CLAIM**

The ornamental design for a rear bumper for a vehicle, as shown and described.

**DESCRIPTION**

This application contains subject matter related to the following co-pending U.S. design patent applications: Application Ser. No. 29/694,276, filed Jun. 10, 2019 and entitled "Rear Bumper for a Vehicle"; and Application Ser. No. 29/705,759, filed herewith and entitled "Rear Bumper for a Vehicle".  
FIG. 1 is a front view of a rear bumper for a vehicle according to the design;  
FIG. 2 is a left, bottom perspective view thereof;  
FIG. 3 is a right, front perspective view thereof;  
FIG. 4 is a left side view thereof;  
FIG. 5 is a right side view thereof;  
FIG. 6 is a top view thereof;  
FIG. 7 is a bottom view thereof; and,  
FIG. 8 is a rear view thereof.

**1 Claim, 8 Drawing Sheets**






Fig. 1

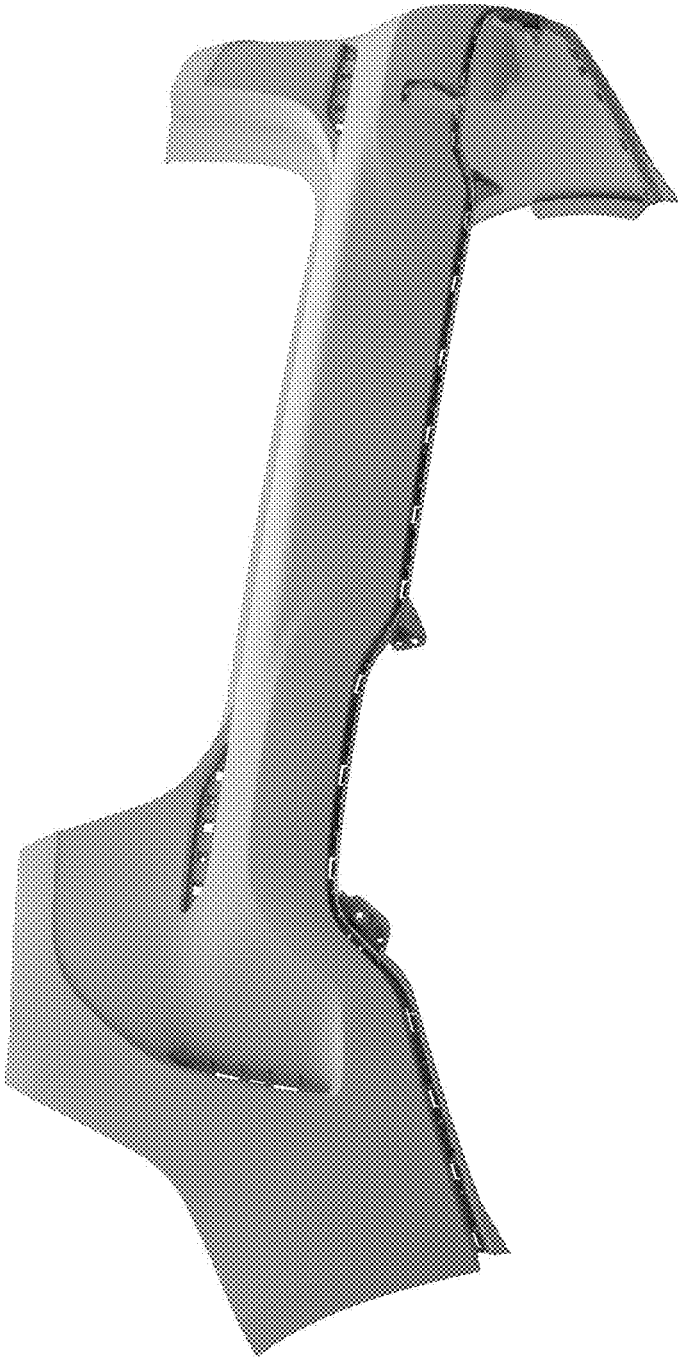


Fig. 2




Fig. 3




Fig. 4




Fig. 5

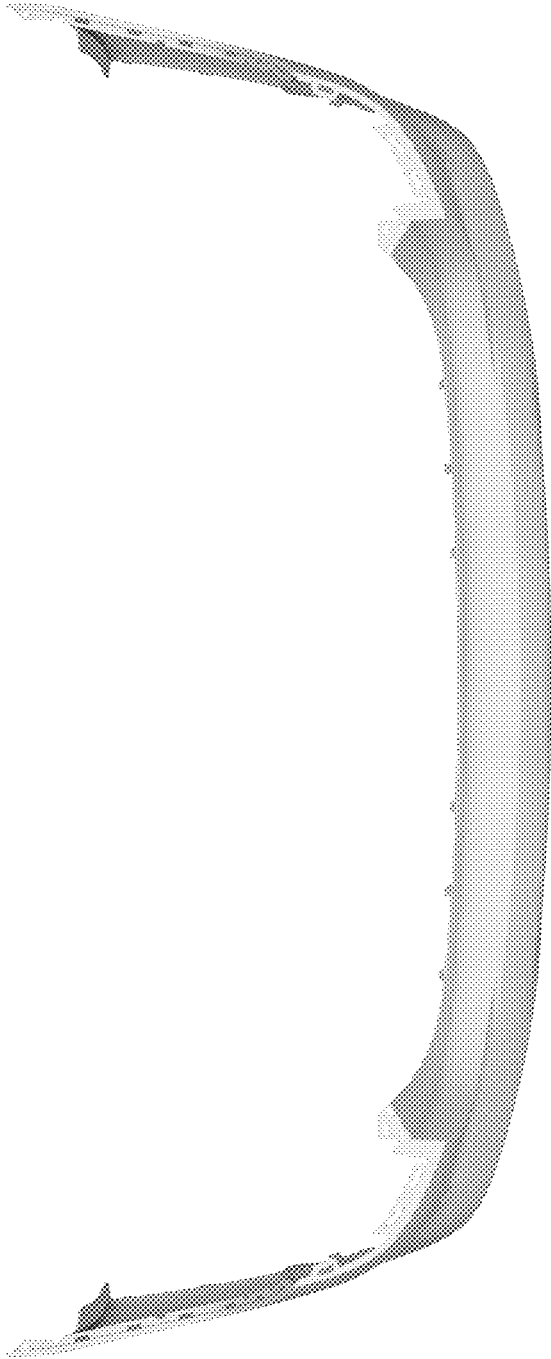


Fig. 6




Fig. 7






Fig. 8