



US00D367240S

United States Patent [19]

[11] **Patent Number: Des. 367,240**

Svast

[45] **Date of Patent: **Feb. 20, 1996**

[54] **CLOCK FACE**

FOREIGN PATENT DOCUMENTS

[76] Inventor: **Geno Svast**, 2113 S. Gunderson, Berwyn, Ill. 60402

0031686 3/1981 Japan 368/242

[**] Term: **14 Years**

OTHER PUBLICATIONS

[21] Appl. No.: **20,662**

European Jeweler (-UZ)—Mar. 1982—p. 127—watch dial at top-right.

[22] Filed: **Mar. 30, 1994**

Primary Examiner—Nelson C. Holije

[52] **U.S. Cl.** **D10/126**

Attorney, Agent, or Firm—William Brinks Hofer Gilson & Lione

[58] **Field of Search** D10/1-40, 122-132; 368/223, 228-229, 232, 280-282, 285, 28-30, 41-44, 239-242

[57] CLAIM

The ornamental design for a clock face, as shown and described.

[56] References Cited

DESCRIPTION

U.S. PATENT DOCUMENTS

D. 152,199	12/1948	Jenkins	D10/126
D. 237,706	11/1975	Burgess et al. .	
D. 238,660	2/1976	Ruefli	D10/30 X
D. 240,026	5/1976	Szalek	D10/126
D. 244,262	5/1977	Nakamura .	
D. 249,025	8/1978	Nakamura .	
D. 318,237	7/1991	Hysek	D10/32
D. 345,935	4/1994	Kaneko	D10/126
3,033,305	10/1961	Goldman .	
3,982,239	9/1976	Sherr .	
4,041,692	8/1977	Marshino .	
4,742,501	5/1988	Coster .	
4,920,524	4/1990	Kotob .	
5,199,009	3/1993	Svast .	

FIG. 1 is a front elevational view of a clock face showing my new design;

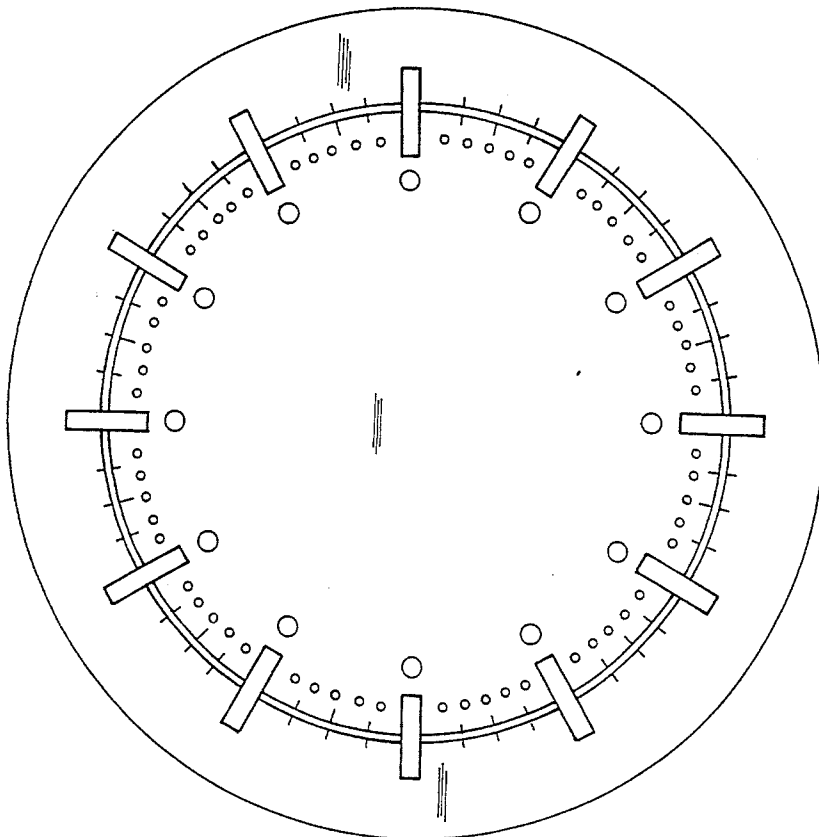
FIG. 2 is a front elevational view showing a modified form of my new design;

FIG. 3 is a front elevational view showing another modified form of my new design; and,

FIG. 4 is a front elevational view showing still another modified form of my new design.

The clock face is conventionally of no appreciable thickness, and the rear is flat and unornamented.

1 Claim, 4 Drawing Sheets



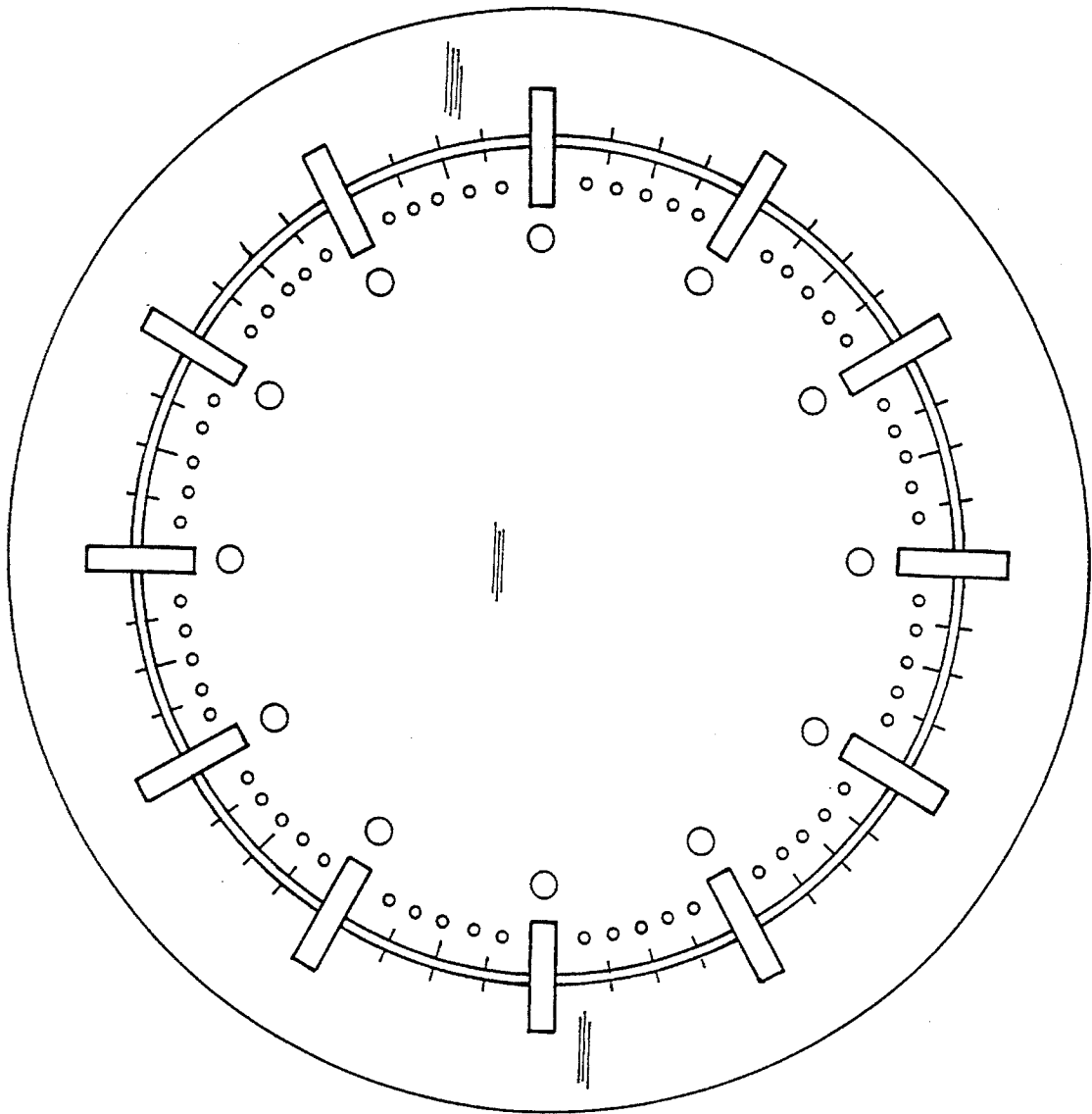


FIG. 1

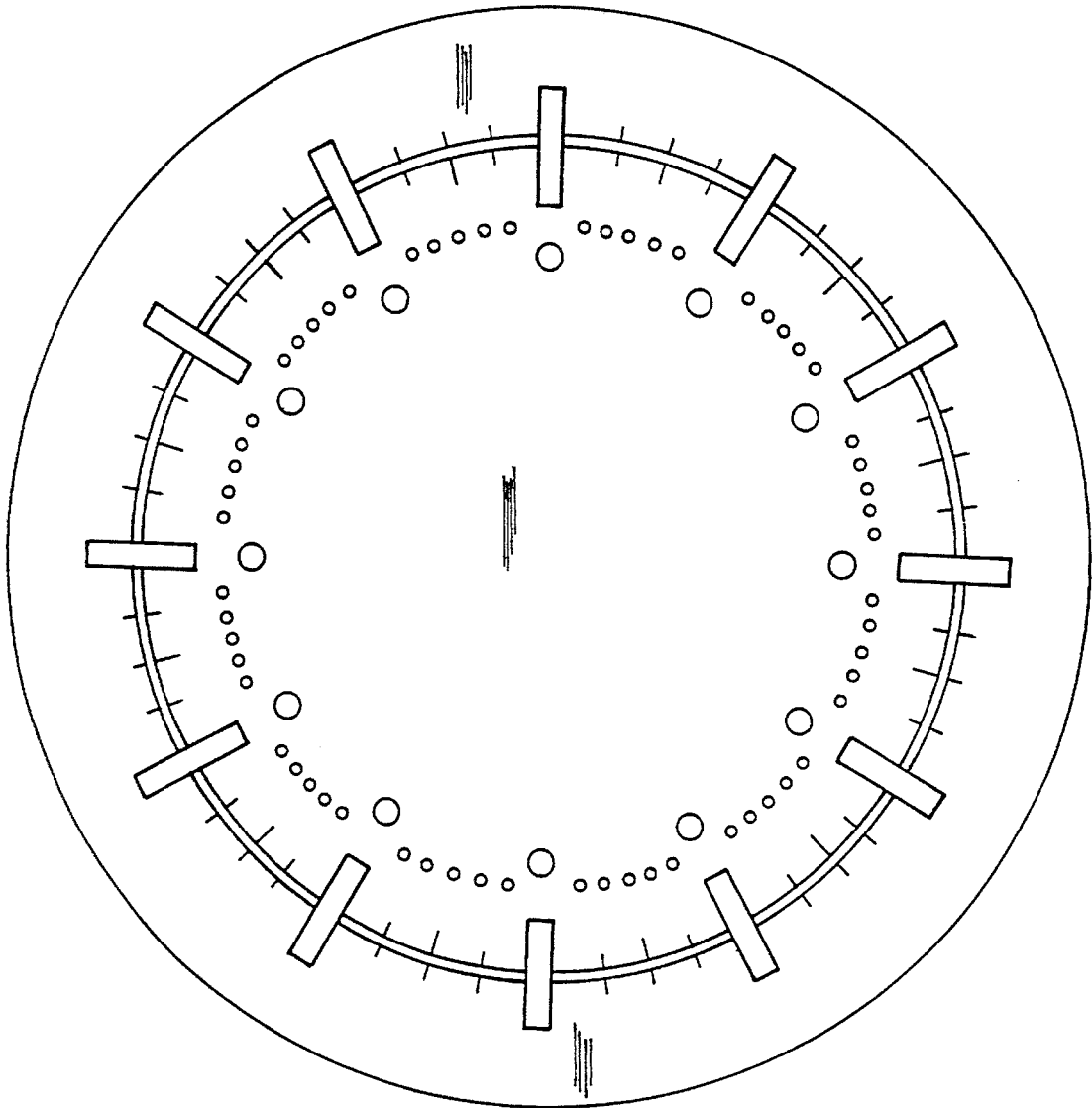


FIG. 2

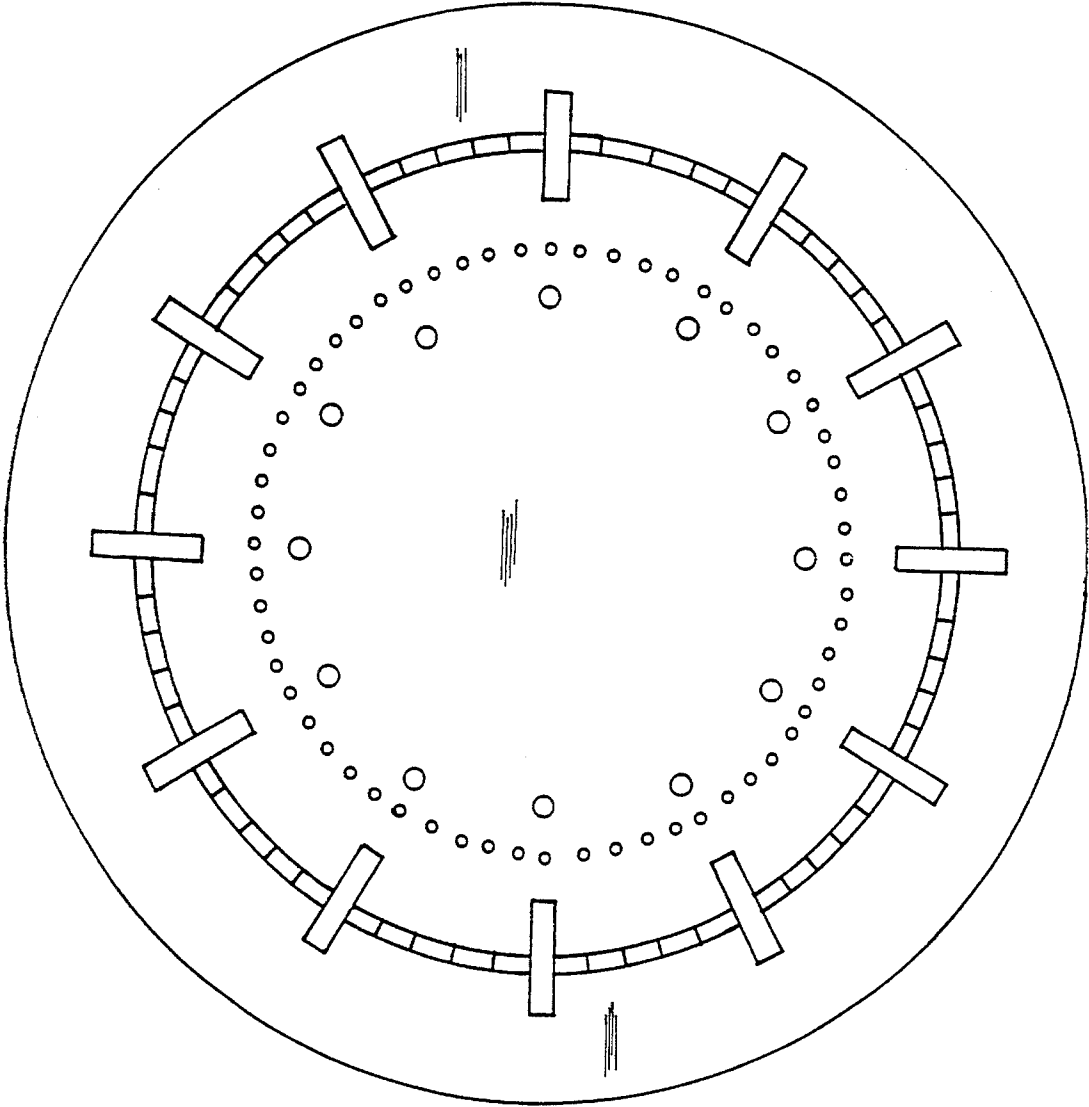


FIG. 3

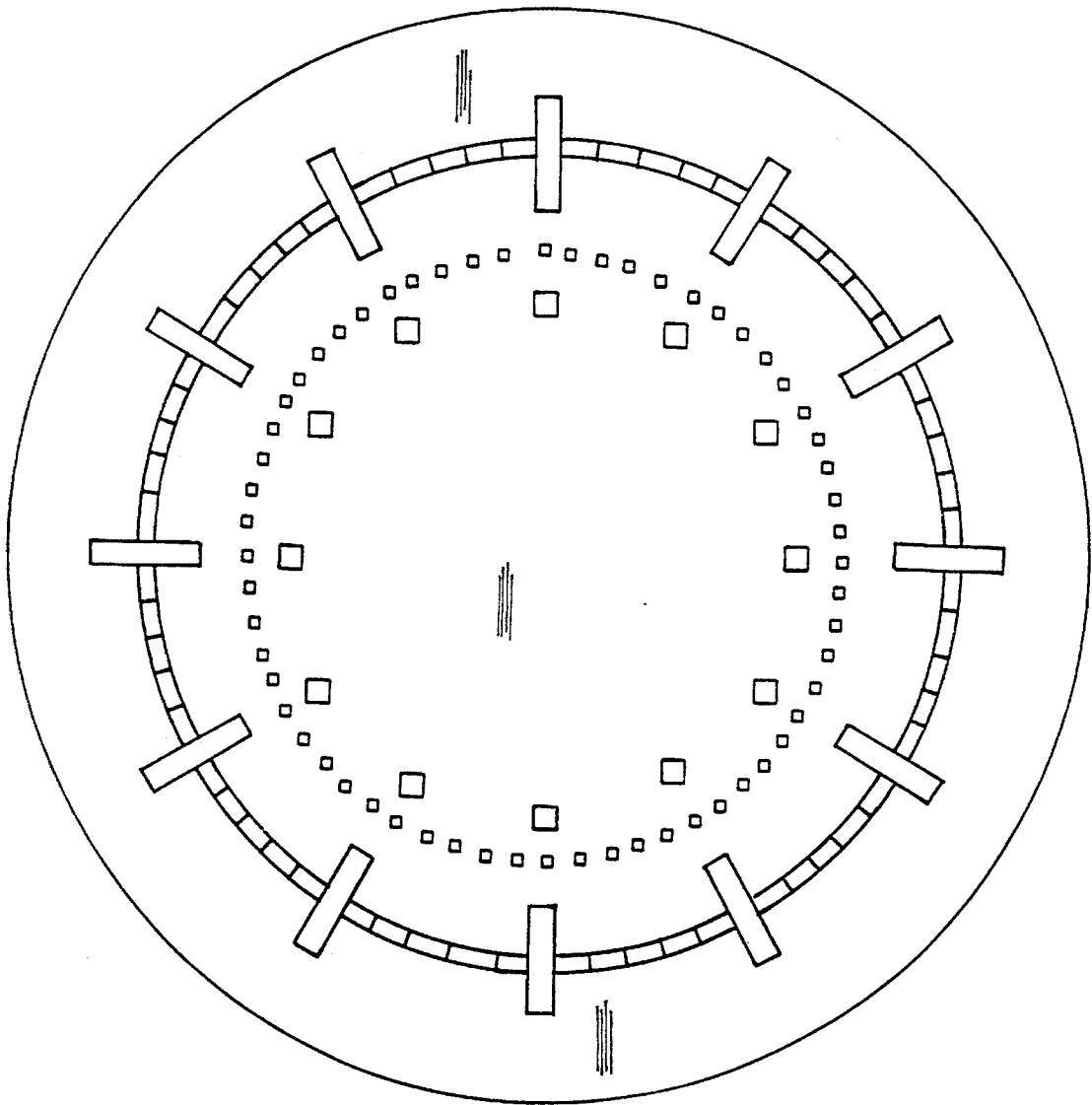


FIG.4