



US00D404655S

**United States Patent** [19]  
**Azegami**

[11] **Patent Number: Des. 404,655**  
[45] **Date of Patent: \*\*Jan. 26, 1999**

[54] **WATCHCASE**  
[75] Inventor: **Hitoshi Azegami**, Chiba, Japan  
[73] Assignee: **Seiko Instruments Inc.**, Japan  
[\*\*] Term: **14 Years**  
[21] Appl. No.: **82,921**  
[22] Filed: **Jan. 30, 1998**  
[51] **LOC (6) Cl.** ..... **10-02**  
[52] **U.S. Cl.** ..... **D10/30; D10/38**  
[58] **Field of Search** ..... D10/1-40, 122-132;  
368/280-282, 276-277, 28-30, 285, 239-242,  
82-84, 41-44

D. 391,496 3/1998 Azegami ..... D10/30  
D. 391,497 3/1998 Kume ..... D10/30  
D. 391,498 3/1998 Kume ..... D10/30

**OTHER PUBLICATIONS**

*Swiss Watch & Jewelry Journal*—Mar. 1977—p. 352—  
watches 5A & 5B at lower right.

*Primary Examiner*—Nelson C. Holtje  
*Attorney, Agent, or Firm*—Adams & Wilks

[57] **CLAIM**


The ornamental design for a watchcase, as shown and  
described.


**DESCRIPTION**

FIG. 1 is a front view of a watchcase showing my new  
design;  
FIG. 2 is a rear view thereof;  
FIG. 3 is a top view thereof;  
FIG. 4 is a bottom view thereof;  
FIG. 5 is a left view thereof;  
FIG. 6 is a right view thereof; and,  
FIG. 7 is a front right perspective view thereof.


[56] **References Cited**  
**U.S. PATENT DOCUMENTS**  
D. 237,784 11/1975 Crane ..... D10/38  
D. 244,086 4/1977 Lawrence ..... D10/38  
D. 245,674 9/1977 Sulek ..... D10/38  
D. 251,829 5/1979 Sulek ..... D10/32  
D. 255,224 6/1980 Sulek ..... D10/38  
D. 386,692 11/1997 Kume ..... D10/30

**1 Claim, 1 Drawing Sheet**







*FIG. 3*




*FIG. 5*




*FIG. 1*




*FIG. 6*



*FIG. 4*



*FIG. 2*



*FIG. 7*