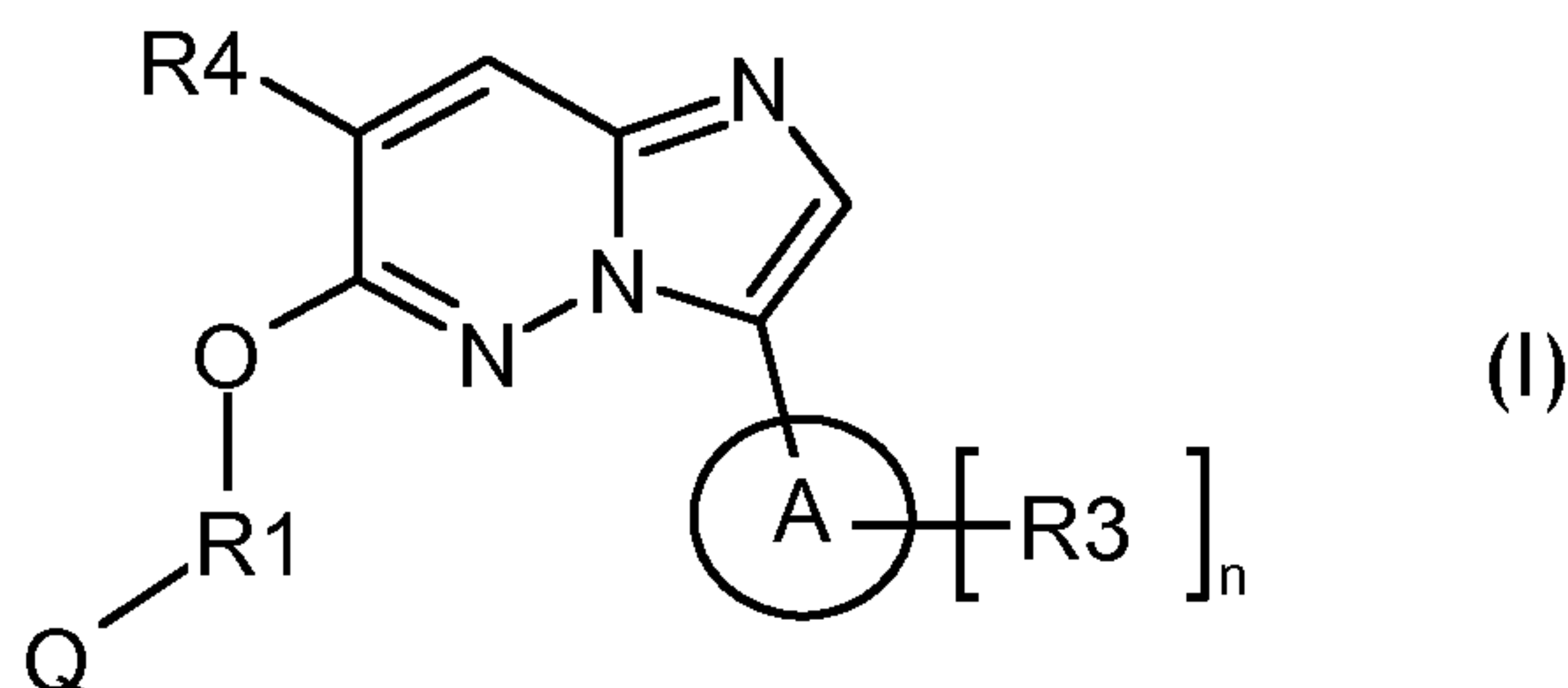




(86) Date de dépôt PCT/PCT Filing Date: 2012/09/20
 (87) Date publication PCT/PCT Publication Date: 2013/03/28
 (85) Entrée phase nationale/National Entry: 2014/03/20
 (86) N° demande PCT/PCT Application No.: EP 2012/068563
 (87) N° publication PCT/PCT Publication No.: 2013/041634
 (30) Priorités/Priorities: 2011/09/23 (EP11182438.9);
 2011/11/04 (EP11187793.2); 2011/11/04 (EP11187795.7);
 2011/11/04 (EP11187794.0)

(51) Cl.Int./Int.Cl. *C07D 487/04* (2006.01),
A61K 31/5025 (2006.01), *A61P 35/00* (2006.01)
 (71) Demandeur/Applicant:
 BAYER INTELLECTUAL PORPERTY GMBH, DE
 (72) Inventeurs/Inventors:
 EIS, KNUT, DE;
 PUHLER, FLORIAN, DE;
 ZORN, LUDWIG, DE;
 SCHOLZ, ARNE, DE;
 LIENAU, PHILIP, DE;
 GNOTH, MARK JEAN, DE;
 BOMER, ULF, DE;
 GUNTHER, JUDITH, DE
 (74) Agent: FETHERSTONHAUGH & CO.

(54) Titre : IMIDAZOPYRIDAZINES SUBSTITUEES
 (54) Title: SUBSTITUTED IMIDAZOPYRIDAZINES



(57) **Abrégé/Abstract:**

The present invention relates to substituted imidazopyridazine compounds of general formula(I): in which A, Q, R1, R3,R4 and n are as defined in the claims, to methods of preparing said compounds, to intermediate compounds useful for preparing said compounds, to pharmaceutical compositions and combinations comprising said compounds and to the use of said compounds for manufacturing a pharmaceutical composition for the treatment or prophylaxis of a disease, in particular of a hyper-proliferative and/or angiogenesis disorder, as a sole agent or in combination with other active ingredients.



(12) INTERNATIONAL APPLICATION PUBLISHED UNDER THE PATENT COOPERATION TREATY (PCT)

(19) World Intellectual Property
Organization
International Bureau(43) International Publication Date
28 March 2013 (28.03.2013)(10) International Publication Number
WO 2013/041634 A1(51) International Patent Classification:
C07D 487/04 (2006.01) A61P 35/00 (2006.01)
A61K 31/5025 (2006.01)(21) International Application Number:
PCT/EP2012/068563(22) International Filing Date:
20 September 2012 (20.09.2012)

(25) Filing Language: English

(26) Publication Language: English

(30) Priority Data:
11182438.9 23 September 2011 (23.09.2011) EP
11187793.2 4 November 2011 (04.11.2011) EP
11187794.0 4 November 2011 (04.11.2011) EP
11187795.7 4 November 2011 (04.11.2011) EP(71) Applicant: BAYER INTELLECTUAL PROPERTY
GMBH [DE/DE]; Alfred-Nobel-Str. 10, 40789 Monheim
(DE).(72) Inventors: EIS, Knut; Fichtenweg 1, 13587 Berlin (DE).
PÜHLER, Florian; Jules-Verne-Str. 50, 14089 Berlin
(DE). ZORN, Ludwig; Oslanderweg 45a, 13509 Berlin
(DE). SCHOLZ, Arne; Schönhauser Allee 170, 10435
Berlin (DE). LIENAU, Philip; Jahnstr. 13, 10967 Berlin
(DE). GNOTH, Mark, Jean; Am Hang 53, 40822
Mettmann (DE). BÖMER, Ulf; Leipziger Str. 49, 16548
Glienicke (DE). GÜNTHER, Judith; Parkstr. 60, 13187
Berlin (DE).(74) Agent: BAYER INTELLECTUAL PROPERTY
GMBH; Alfred-Nobel-Str. 10, 40789 Monheim (DE).(81) Designated States (unless otherwise indicated, for every
kind of national protection available): AE, AG, AL, AM,
AO, AT, AU, AZ, BA, BB, BG, BH, BN, BR, BW, BY,
BZ, CA, CH, CL, CN, CO, CR, CU, CZ, DE, DK, DM,
DO, DZ, EC, EE, EG, ES, FI, GB, GD, GE, GH, GM, GT,
HN, HR, HU, ID, IL, IN, IS, JP, KE, KG, KM, KN, KP,
KR, KZ, LA, LC, LK, LR, LS, LT, LU, LY, MA, MD,
ME, MG, MK, MN, MW, MX, MY, MZ, NA, NG, NI,
NO, NZ, OM, PA, PE, PG, PH, PL, PT, QA, RO, RS, RU,
RW, SC, SD, SE, SG, SK, SL, SM, ST, SV, SY, TH, TJ,
TM, TN, TR, TT, TZ, UA, UG, US, UZ, VC, VN, ZA,
ZM, ZW.(84) Designated States (unless otherwise indicated, for every
kind of regional protection available): ARIPO (BW, GH,
GM, KE, LR, LS, MW, MZ, NA, RW, SD, SL, SZ, TZ,
UG, ZM, ZW), Eurasian (AM, AZ, BY, KG, KZ, RU, TJ,
TM), European (AL, AT, BE, BG, CH, CY, CZ, DE, DK,
EE, ES, FI, FR, GB, GR, HR, HU, IE, IS, IT, LT, LU, LV,
MC, MK, MT, NL, NO, PL, PT, RO, RS, SE, SI, SK, SM,
TR), OAPI (BF, BJ, CF, CG, CI, CM, GA, GN, GQ, GW,
ML, MR, NE, SN, TD, TG).

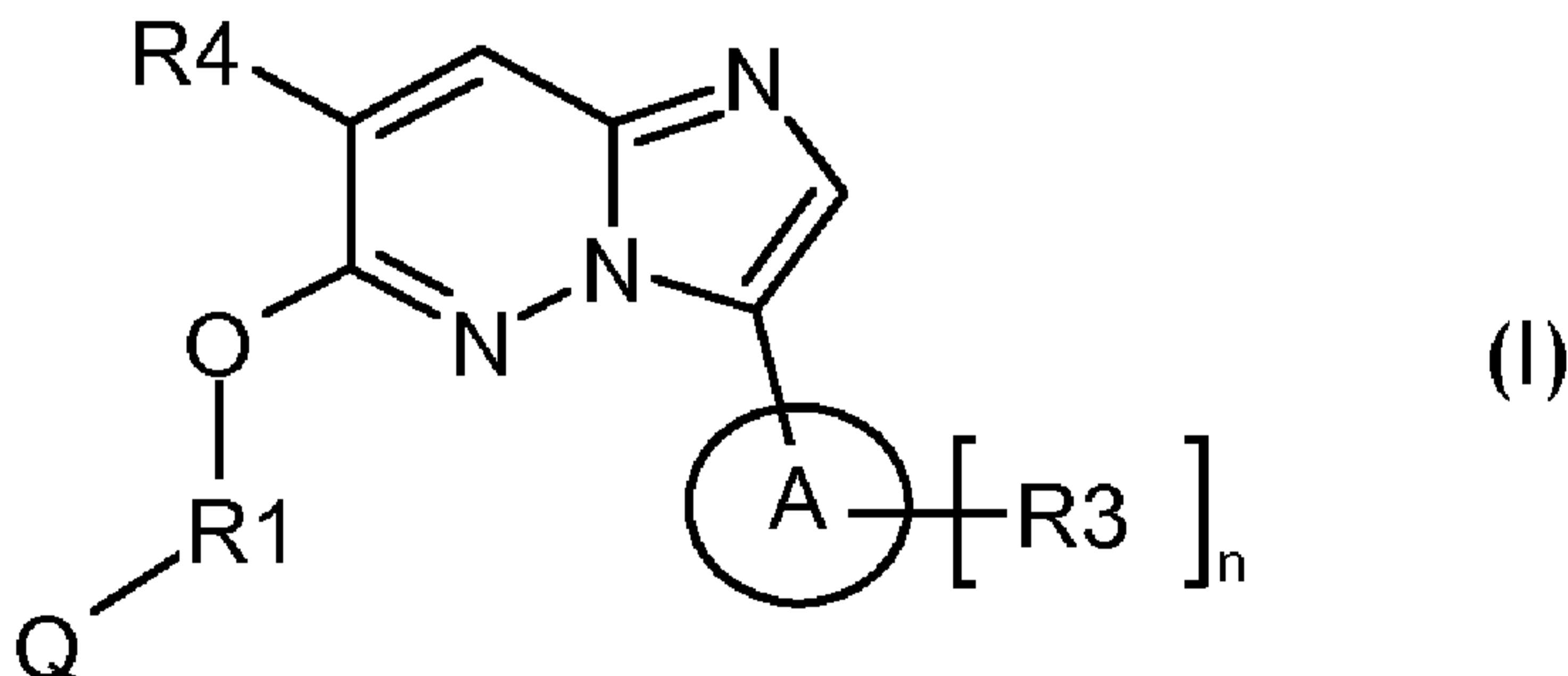
Declarations under Rule 4.17:

— as to applicant's entitlement to apply for and be granted a
patent (Rule 4.17(ii))

Published:

— with international search report (Art. 21(3))

(54) Title: SUBSTITUTED IMIDAZOPYRIDAZINES



(57) Abstract: The present invention relates to substituted imidazopyridazine compounds of general formula(I): in which A, Q, R1, R3,R4 and n are as defined in the claims, to methods of preparing said compounds, to intermediate compounds useful for preparing said compounds, to pharmaceutical compositions and combinations comprising said compounds and to the use of said compounds for manufacturing a pharmaceutical composition for the treatment or prophylaxis of a disease, in particular of a hyper-proliferative and/or angiogenesis disorder, as a sole agent or in combination with other active ingredients.

WO 2013/041634 A1

SUBSTITUTED IMIDAZOPYRIDAZINES

The present invention relates to substituted imidazopyridazine compounds of
5 general formula (I) as described and defined herein, to methods of preparing said
compounds, to intermediate compounds useful for preparing said compounds, to
pharmaceutical compositions and combinations comprising said compounds and to
the use of said compounds for manufacturing a pharmaceutical composition for the
10 treatment or prophylaxis of a disease, in particular of a hyper-proliferative and/or
angiogenesis disorder, as a sole agent or in combination with other active
ingredients.

BACKGROUND OF THE INVENTION

15 The present invention relates to chemical compounds that inhibit MKNK1 kinase
(also known as MAP Kinase interacting Kinase, Mnk1) and MKNK2 kinase (also known
as MAP Kinase interacting Kinase, Mnk2). Human MKNKs comprise a group of four
proteins encoded by two genes (Gene symbols: MKNK1 and MKNK2) by alternative
splicing. The b-forms lack a MAP kinase-binding domain situated at the C-terminus.
20 The catalytic domains of the MKNK1 and MKNK2 are very similar and contain a
unique DFD (Asp-Phe-Asp) motif in subdomain VII, which usually is DFG (Asp-Phe-
Gly) in other protein kinases and suggested to alter ATP binding [Jauch et al.,
Structure 13, 1559-1568, 2005 and Jauch et al., EMBO J25, 4020-4032, 2006].
MKNK1a binds to and is activated by ERK and p38 MAP Kinases, but not by JNK1.
25 MKNK2a binds to and is activated only by ERK. MKNK1b has low activity under all
conditions and MKNK2b has a basal activity independent of ERK or p38 MAP Kinase.
[Buxade M et al., Frontiers in Bioscience 5359-5374, May 1, 2008]
MKNKs have been shown to phosphorylate eukaryotic initiation factor 4E (eIF4E),
heterogeneous nuclear RNA-binding protein A1 (hnRNP A1), polypyrimidine-tract
30 binding protein-associated splicing factor (PSF), cytoplasmic phospholipase A2
(cPLA2) and Sprouty 2 (hSPRY2) [Buxade M et al., Frontiers in Bioscience 5359-
5374, May 1, 2008].

5 eIF4E is an oncogene that is amplified in many cancers and is phosphorylated exclusively by MKNKs proteins as shown by KO-mouse studies [Konicek et al., Cell Cycle 7:16, 2466-2471, 2008; Ueda et al., Mol Cell Biol 24, 6539-6549, 2004]. eIF4E has a pivotal role in enabling the translation of cellular mRNAs. eIF4E binds the 7-methylguanosine cap at the 5' end of cellular mRNAs and delivers them to the ribosome as part of the eIF4F complex, also containing eIF4G and eIF4A. Though all capped mRNAs require eIF4E for translation, a pool of mRNAs is exceptionally dependent on elevated eIF4E activity for translation. These so-called "weak mRNAs" are usually less efficiently translated due to their long and complex 5' UTR region and they encode proteins that play significant roles in all aspects of malignancy including VEGF, FGF-2, c-Myc, cyclin D1, survivin, BCL-2, MCL-1, MMP-9, heparanase, etc. Expression and function of eIF4E is elevated in multiple human cancers and directly related to disease progression [Konicek et al., Cell Cycle 7:16, 2466-2471, 2008].

10

15 MKNK1 and MKNK2 are the only kinases known to phosphorylate eIF4E at Ser209. Overall translation rates are not affected by eIF4E phosphorylation, but it has been suggested that eIF4E phosphorylation contributes to polysome formation (i.e. multiple ribosome on a single mRNA) that ultimately enables more efficient translation of "weak mRNAs" [Buxade M et al., Frontiers in Bioscience 5359-5374, May 1, 2008]. Alternatively, phosphorylation of eIF4E by MKNK proteins might facilitate eIF4E release from the 5' cap so that the 48S complex can move along the "weak mRNA" in order to locate the start codon [Blagden SP and Willis AE, Nat Rev Clin Oncol. 8(5):280-91, 2011]. Accordingly, increased eIF4E phosphorylation predicts poor prognosis in non-small cell lung cancer patients [Yoshizawa et al., Clin Cancer Res. 16(1):240-8, 2010]. Further data point to a functional role of MKNK1 in carcinogenesis, as overexpression of constitutively active MKNK1, but not of kinase-dead MKNK1, in mouse embryo fibroblasts accelerates tumor formation [Chrestensen C. A. et al., Genes Cells 12, 1133-1140, 2007]. Moreover, increased phosphorylation and activity of MKNK proteins correlate with overexpression of

20

25

30 HER2 in breast cancer [Chrestensen, C. A. et al., J. Biol. Chem. 282, 4243-4252, 2007]. Constitutively active, but not kinase-dead, MKNK1 also accelerated tumor growth in a model using *Eμ-Myc* transgenic hematopoietic stem cells to produce tumors in mice. Comparable results were achieved, when an eIF4E carrying a S209D mutation was analyzed. The S209D mutation mimicks a phosphorylation at the

MKNK1 phosphorylation site. In contrast a non-phosphorylatable form of eIF4E attenuated tumor growth [Wendel HG, et al., Genes Dev. 21(24):3232-7, 2007]. A selective MKNK inhibitor that blocks eIF4E phosphorylation induces apoptosis and suppresses proliferation and soft agar growth of cancer cells *in vitro*. This inhibitor
5 also suppresses outgrowth of experimental B16 melanoma pulmonary metastases and growth of subcutaneous HCT116 colon carcinoma xenograft tumors without affecting body weight [Konicek et al., Cancer Res. 71(5):1849-57, 2011]. In summary, eIF4E phosphorylation through MKNK protein activity can promote cellular proliferation and survival and is critical for malignant transformation.
10 Inhibition of MKNK activity may provide a tractable cancer therapeutic approach.

WO 2007/025540 A2 (Bayer Schering Pharma AG) relates to substituted imidazo[1,2-*b*]pyridazines as kinase inhibitors, particularly PKC (protein kinase C) inhibitors, in particular PKC theta inhibitors.
15

WO 2007/025090 A2 (Kalypsis, Inc.) relates to heterocyclic compounds useful as inhibitors of Mitogen-activated protein kinase (MAPK)/Extracellular signal-regulated protein kinase (Erk) Kinase (abbreviated to "MEK"). In particular, WO 2007/025090 A2 relates *inter alia* to imidazo[1,2-*b*]pyridazines.
20

WO 2007/013673 A1 (Astellas Pharma Inc.) relates to fused heterocycles as inhibitors of Lymphocyte protein tyrosine kinase (abbreviated to "LCK"). In particular, WO 2007/013673 A1 relates *inter alia* to imidazo[1,2-*b*]pyridazines.

25 WO 2007/147646 A1 (Bayer Schering Pharma AG) relates to oxo-substituted imidazo[1,2-*b*]pyridazines as kinase inhibitors, particularly PKC (protein kinase C) inhibitors, in particular PKC theta inhibitors.

WO 2008/025822 A1 (Cellzome (UK) Ltd.) relates to diazodiazine derivatives as
30 kinase inhibitors. In particular, WO 2008/025822 A1 relates *inter alia* to imidazo[1,2-*b*]pyridazines as kinase inhibitors, particularly inducible T cell kinase (abbreviated to "Itk") inhibitors.

WO 2008/030579 A2 (Biogen Idec MA Inc.) relates to modulators of interleukin-1 (IL-1) receptor-associated kinase (abbreviated to "IRAK"). In particular, WO 2008/030579 A2 relates *inter alia* to imidazo[1,2-*b*]pyridazines.

- 5 WO 2008/058126 A2 (Supergen, Inc.) relates *inter alia* to imidazo[1,2-*b*]pyridazine derivatives as protein kinase inhibitors, particularly PIM kinase inhibitors.

10 WO 2009/060197 A1 (Centro Nacional de Investigaciones Oncologicas (CNIO)) relates to imidazopyridazines as protein kinase inhibitors, such as the PIM family kinases.

US 4,408,047 (Merck & Co., Inc.,) relates *inter alia* to imidazopyridazines having a 3-amino-2-OR-propoxy substituent having beta-adrenergic blocking activity.

- 15 WO 03/018020 A1 (Takeda Chemical Industries, Ltd.) relates to inhibitors against c-Jun N-terminal kinase, containing compounds which are, *inter alia*, imidazo[1,2-*b*]pyridazines.

20 WO 2008/052734 A1 (Novartis AG) relates to heterocyclic compounds as antiinflammatory agents. In particular said compounds are, *inter alia*, imidazo[1,2-*b*]pyridazines. The compounds are useful for treating diseases mediated by the ALK-5 and/or ALK-4 receptor, and are also useful for treating diseases mediated by the PI3K receptor, the JAK-2 receptor and the TRK receptor.

- 25 WO 2008/072682 A1 (Daiichi Sankyo Company, Limited) relate to imidazo[1,2-*b*]pyridazine derivative which has an action of inhibiting TNF-alpha production, exerts an effect in a pathological model of inflammatory disease and/or autoimmune disease.

30 WO 2008/079880 A1 (Alcon Research, Ltd.) relates to 6-aminoimidazo[1,2-*b*]pyridazine analogues as Rho-kinase inhibitors for the treatment of glaucoma and ocular hypertension.

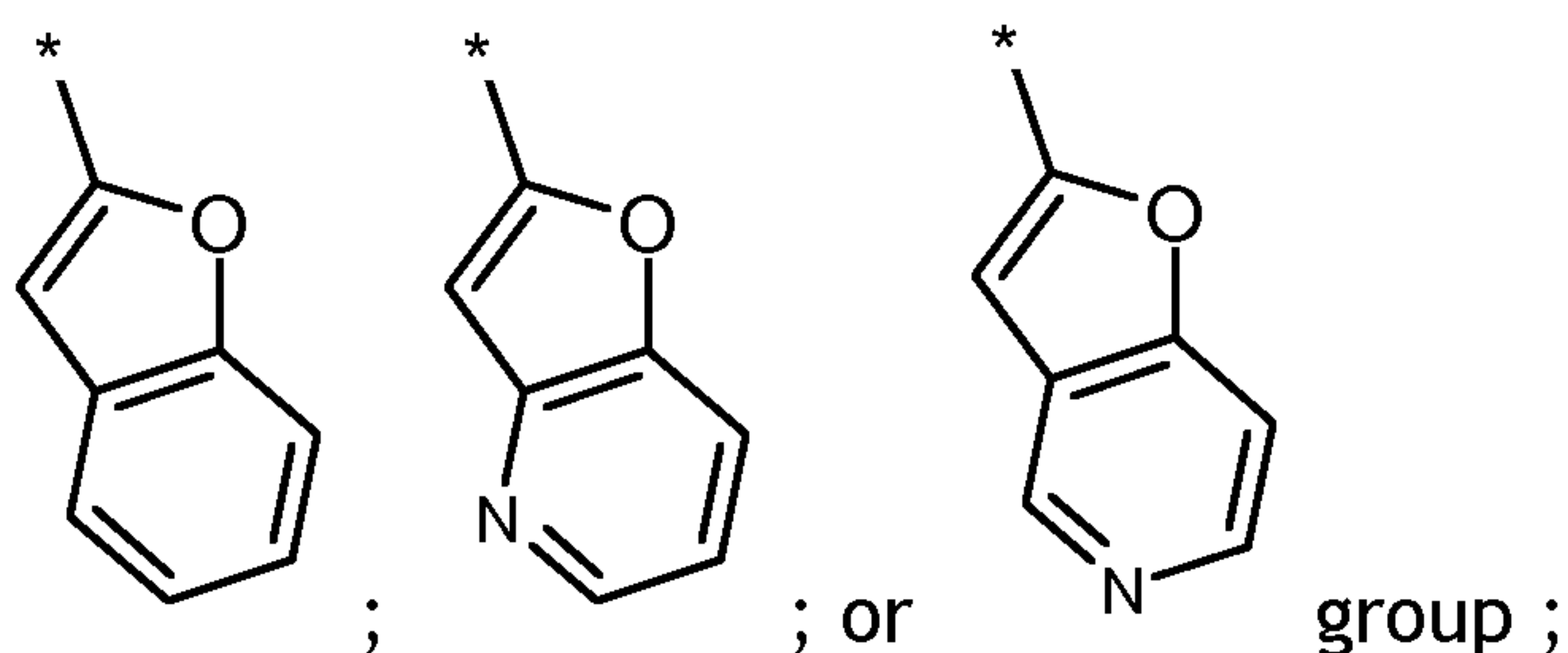
WO 2009/091374 A2 (Amgen Inc.) relates to fused heterocyclic derivatives. Selected compounds are effective for prophylaxis and treatment of diseases, such as hepatocyte growth factor (“HGF”) diseases.

- 5 In J. Med. Chem., 2005, 48, 7604-7614, is an article entitled “Structural Basis of Inhibitor Specificity of the Protooncogene Proviral Insertion Site in Moloney Murine Leukemia Virus (PIM-1) Kinase”, and discloses, *inter alia*, imidazo[1,2-*b*]pyridazines as inhibitor structures used in the study described therein.
- 10 In J. Med. Chem., 2010, 53, 6618-6628, is an article entitled “Discovery of Mitogen-Activated Protein Kinase-Interacting Kinase 1 Inhibitors by a Comprehensive Fragment-Oriented Virtual Screening Approach”, and discloses, *inter alia*, in Table 1., some specific imidazo[1,2-*b*]pyridazines as compounds identified as MKNK-1 inhibitors.

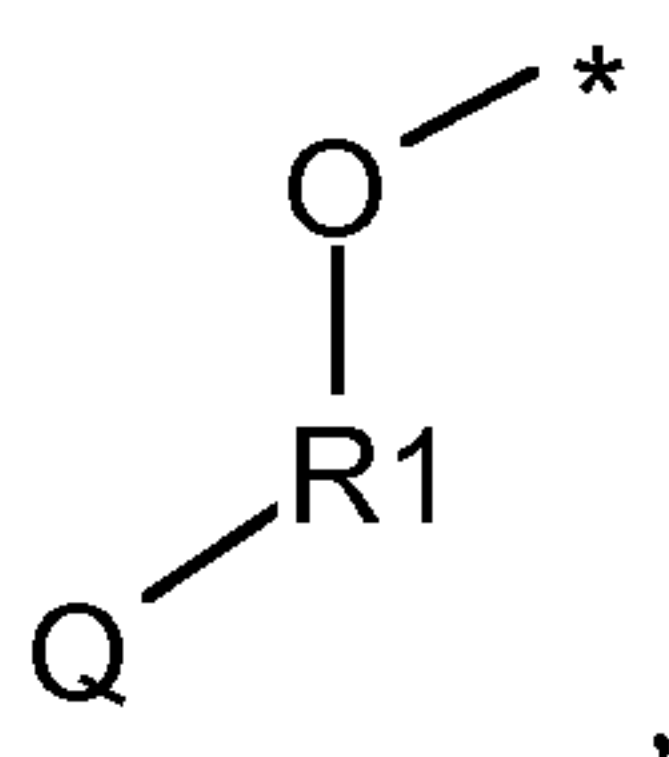
- 15 In Cancer Res March 1, 2011, 71, 1849-1857 is an article entitled “Therapeutic inhibition of MAP kinase interacting kinase blocks eukaryotic initiation factor 4E phosphorylation and suppresses outgrowth of experimental lung metastases”, and discloses, *inter alia*, that the known antifungal agent Cercosporamide is an inhibitor of MKNK1.
- 20

However, the state of the art described above does not describe the specific substituted imidazopyridazine compounds of general formula (I) of the present invention as defined herein, *i.e.* an imidazo[1,2-*b*]pyridazinyl moiety, bearing :

- 25 - in its 3-position, a :



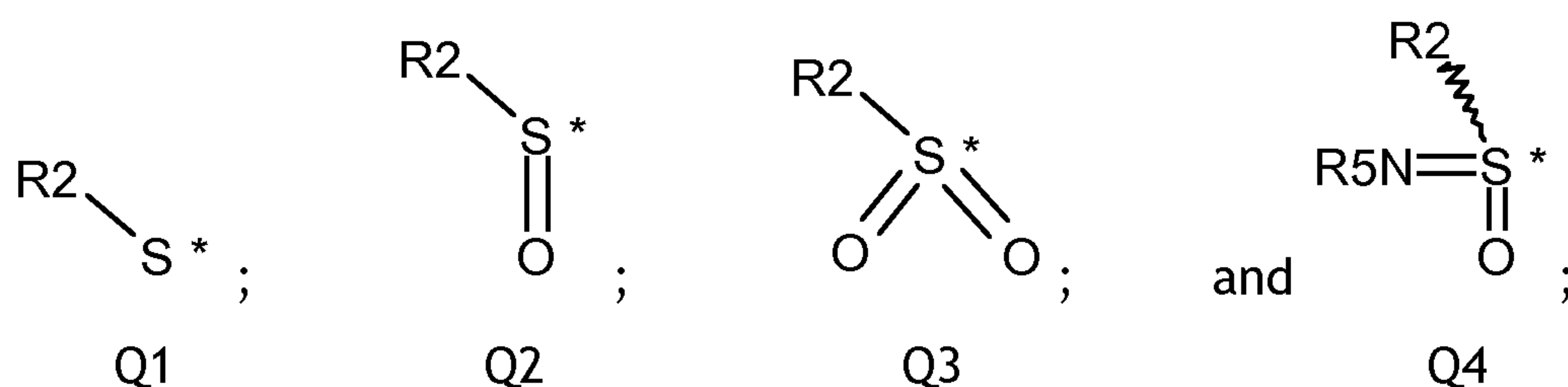
- 30 - in its 6-position, a group of structure :



wherein :

- 5
- * indicates the point of attachment of said group with the rest of the molecule,
 - R1 represents a linear C₂-C₆-alkyl-, a branched C₃-C₆-alkyl-, or a C₃-C₆-cycloalkyl- group which is optionally substituted as defined herein, and
 - Q represents a group selected from :

10



15

- o wherein * indicates the point of attachment of said groups with the rest of the molecule ;

or a stereoisomer, a tautomer, an N-oxide, a hydrate, a solvate, or a salt thereof, or a mixture of same, as described and defined herein, and as hereinafter referred to as “compounds of the present invention”, or their pharmacological activity.

20

It has now been found, and this constitutes the basis of the present invention, that said compounds of the present invention have surprising and advantageous properties.

- 25
- In particular, said compounds of the present invention have surprisingly been found to effectively inhibit MKNK-1 kinase and may therefore be used for the treatment or prophylaxis of diseases of uncontrolled cell growth, proliferation and/or survival, inappropriate cellular immune responses, or inappropriate cellular inflammatory responses or diseases which are accompanied with uncontrolled cell

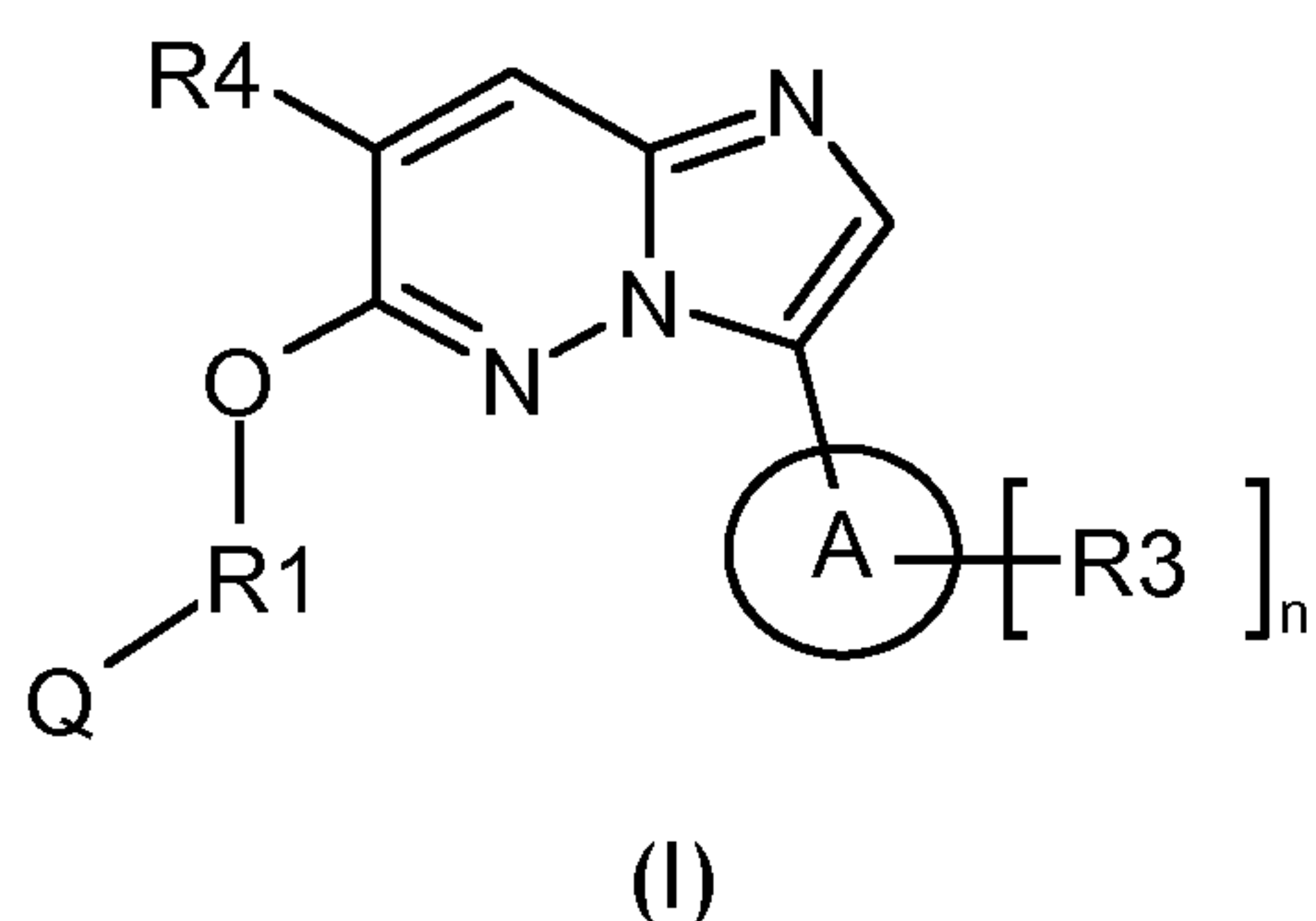
growth, proliferation and/or survival, inappropriate cellular immune responses, or inappropriate cellular inflammatory responses, particularly in which the uncontrolled cell growth, proliferation and/or survival, inappropriate cellular immune responses, or inappropriate cellular inflammatory responses is mediated by

5 MKNK-1 kinase, such as, for example, haematological tumours, solid tumours, and/or metastases thereof, e.g. leukaemias and myelodysplastic syndrome, malignant lymphomas, head and neck tumours including brain tumours and brain metastases, tumours of the thorax including non-small cell and small cell lung

10 tumours, gastrointestinal tumours, endocrine tumours, mammary and other gynaecological tumours, urological tumours including renal, bladder and prostate tumours, skin tumours, and sarcomas, and/or metastases thereof.

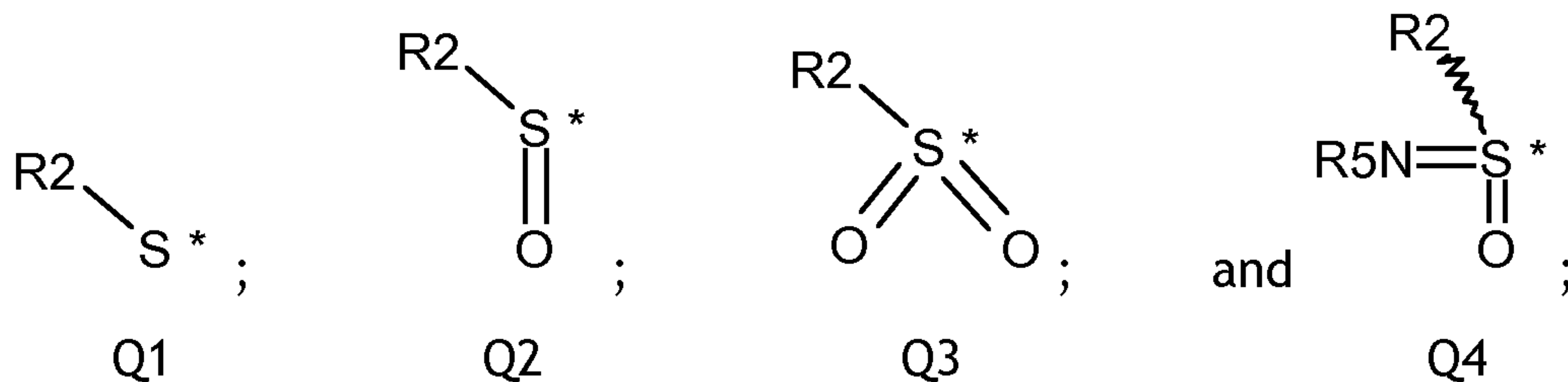
DESCRIPTION of the INVENTION

15 In accordance with a first aspect, the present invention covers compounds of general formula (I) :



20 in which :

Q represents a group selected from :

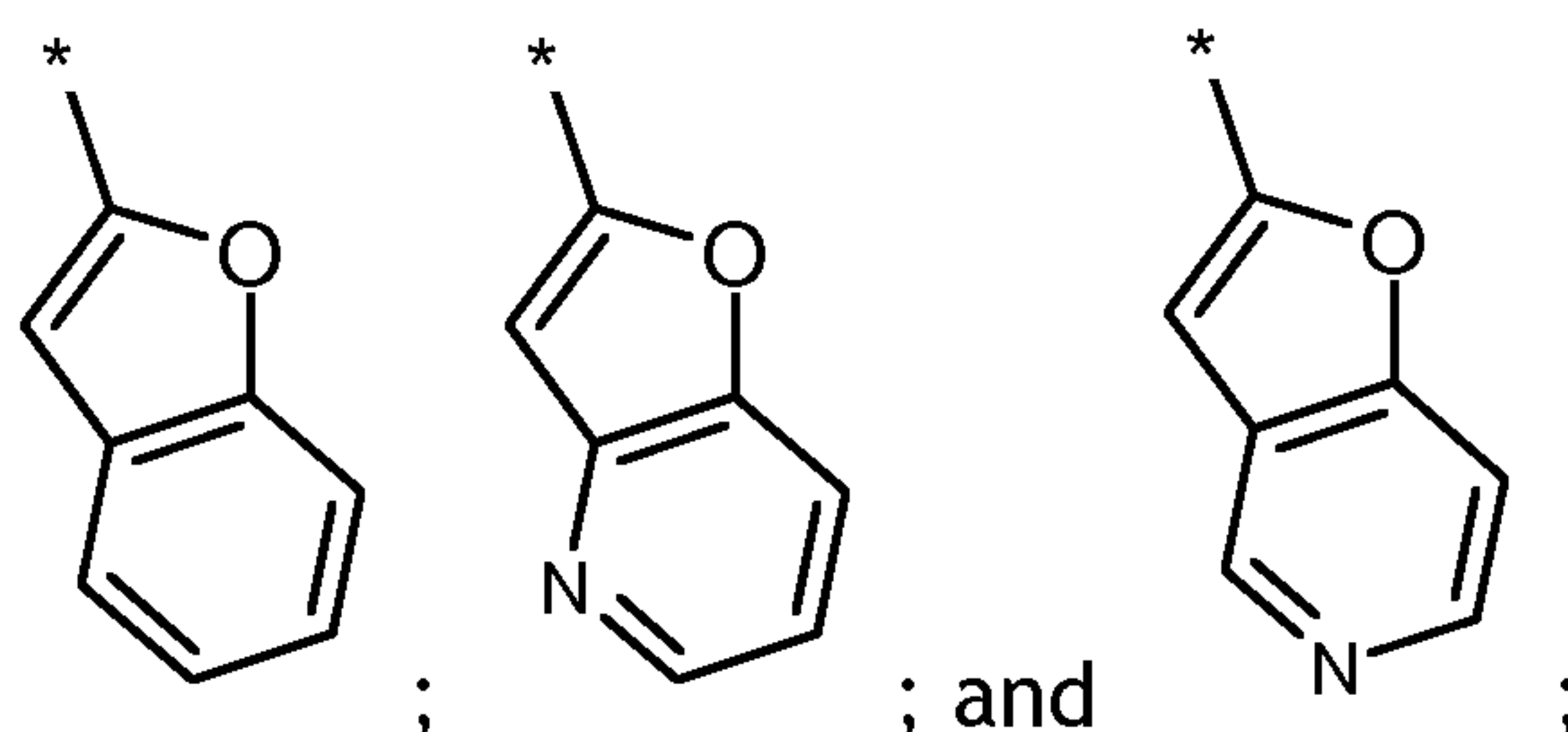


25

wherein * indicates the point of attachment of said groups with the rest of the molecule ;

(A)

represents a group selected from :



5 wherein * indicates the point of attachment of said groups with the rest of the molecule ;

R1 represents a linear C₂-C₆-alkyl-, a branched C₃-C₆-alkyl-, or a C₃-C₆-cycloalkyl group which is optionally substituted with one or more substituents selected,
10 independently from each other, from :

a halogen atom, a -CN, C₁-C₆-alkyl-, C₁-C₆-haloalkyl-, C₂-C₆-alkenyl-, C₂-C₆-alkynyl-, C₃-C₁₀-cycloalkyl- ; aryl- optionally substituted one or more times, independently from each other, with an R substituent ; heteroaryl- optionally substituted one or
15 more times, independently from each other, with an R substituent ; -C(=O)NH₂, -C(=O)N(H)R', -C(=O)N(R')R'', -C(=O)OH, -C(=O)OR', -NH₂, -NHR', -N(R')R'', -N(H)C(=O)R', -N(R')C(=O)R', -OH, C₁-C₆-alkoxy-, C₁-C₆-haloalkoxy-, -OC(=O)R', -OC(=O)NH₂, -OC(=O)NHR', -OC(=O)N(R')R'', -SH, C₁-C₆-alkyl-S- group ;

20 R2 represents a C₁-C₆-alkyl- ; halo-C₁-C₆-alkyl- ; phenyl- optionally substituted one or more times, independently from each other, with an R substituent ; 5- or 6-membered heteroaryl- optionally substituted one or more times, independently from each other, with an R substituent ;

25 R3 represents a substituent selected from :

a halogen atom, a -CN, C₁-C₆-alkyl-, C₁-C₆-haloalkyl-, C₂-C₆-alkenyl-, C₂-C₆-alkynyl-, -C(=O)R', -C(=O)NH₂, -C(=O)N(H)R', -C(=O)N(R')R'', -NH₂, -NHR', -N(R')R'', -N(H)C(=O)R', -N(R')C(=O)R', -N(H)C(=O)NH₂, -N(H)C(=O)NHR', -N(H)C(=O)N(R')R'', -

$N(R')C(=O)NH_2$, $-N(R')C(=O)NHR'$, $-N(R')C(=O)N(R')R''$, $-N(H)C(=O)OR'$, $-N(R')C(=O)OR'$, $-NO_2$, $-N(H)S(=O)R'$, $-N(R')S(=O)R'$, $-N(H)S(=O)_2R'$, $-N(R')S(=O)_2R'$, $-N=S(=O)(R')R''$, $-OH$, C_1-C_6 -alkoxy-, C_1-C_6 -haloalkoxy-, $-OC(=O)R'$, $-SH$, C_1-C_6 -alkyl-S-, $-S(=O)R'$, $-S(=O)_2R'$, $-S(=O)_2NH_2$, $-S(=O)_2NHR'$, $-S(=O)_2N(R')R''$, $-S(=O)(=NR')R''$ group ;

R4 represents a substituent selected from :

a hydrogen atom, a halogen atom, a $-CN$, C_1-C_6 -alkyl-, C_1-C_6 -haloalkyl-, C_2-C_6 -alkenyl-, C_2-C_6 -alkynyl-, C_3-C_{10} -cycloalkyl-, 3- to 10-membered heterocycloalkyl-, aryl- optionally substituted one or more times, independently from each other, with an R substituent ; heteroaryl- optionally substituted one or more times, independently from each other, with an R substituent ; $-C(=O)NH_2$, $-C(=O)N(H)R'$, $-C(=O)N(R')R''$, $-C(=O)OR'$, $-NH_2$, $-NHR'$, $-N(R')R''$, $-N(H)C(=O)R'$, $-N(R')C(=O)R'$, $-N(H)C(=O)NH_2$, $-N(H)C(=O)NHR'$, $-N(H)C(=O)N(R')R''$, $-N(R')C(=O)NH_2$, $-N(R')C(=O)NHR'$, $-N(R')C(=O)N(R')R''$, $-N(H)C(=O)OR'$, $-N(R')C(=O)OR'$, $-NO_2$, $-N(H)S(=O)R'$, $-N(R')S(=O)R'$, $-N(H)S(=O)_2R'$, $-N(R')S(=O)_2R'$, $-N=S(=O)(R')R''$, $-OH$, C_1-C_6 -alkoxy-, C_1-C_6 -haloalkoxy-, $-OC(=O)R'$, $-OC(=O)NH_2$, $-OC(=O)NHR'$, $-OC(=O)N(R')R''$, $-SH$, C_1-C_6 -alkyl-S-, $-S(=O)R'$, $-S(=O)_2R'$, $-S(=O)_2NH_2$, $-S(=O)_2NHR'$, $-S(=O)_2N(R')R''$, $-S(=O)(=NR')R''$ group ;

R represents a substituent selected from :

a halogen atom, a $-CN$, C_1-C_6 -alkyl-, C_1-C_6 -haloalkyl-, C_2-C_6 -alkenyl-, C_2-C_6 -alkynyl-, C_3-C_{10} -cycloalkyl-, 3- to 10-membered heterocycloalkyl-, aryl-, heteroaryl-, $-C(=O)R'$, $-C(=O)NH_2$, $-C(=O)N(H)R'$, $-C(=O)N(R')R''$, $-C(=O)OR'$, $-NH_2$, $-NHR'$, $-N(R')R''$, $-N(H)C(=O)R'$, $-N(R')C(=O)R'$, $-N(H)C(=O)NH_2$, $-N(H)C(=O)NHR'$, $-N(H)C(=O)N(R')R''$, $-N(R')C(=O)NH_2$, $-N(R')C(=O)NHR'$, $-N(R')C(=O)N(R')R''$, $-N(H)C(=O)OR'$, $-N(R')C(=O)OR'$, $-NO_2$, $-N(H)S(=O)R'$, $-N(R')S(=O)R'$, $-N(H)S(=O)_2R'$, $-N(R')S(=O)_2R'$, $-N=S(=O)(R')R''$, $-OH$, C_1-C_6 -alkoxy-, C_1-C_6 -haloalkoxy-, $-OC(=O)R'$, $-OC(=O)NH_2$, $-OC(=O)NHR'$, $-OC(=O)N(R')R''$, $-SH$, C_1-C_6 -alkyl-S-, $-S(=O)R'$, $-S(=O)_2R'$, $-S(=O)_2NH_2$, $-S(=O)_2NHR'$, $-S(=O)_2N(R')R''$, $-S(=O)(=NR')R''$ group ;

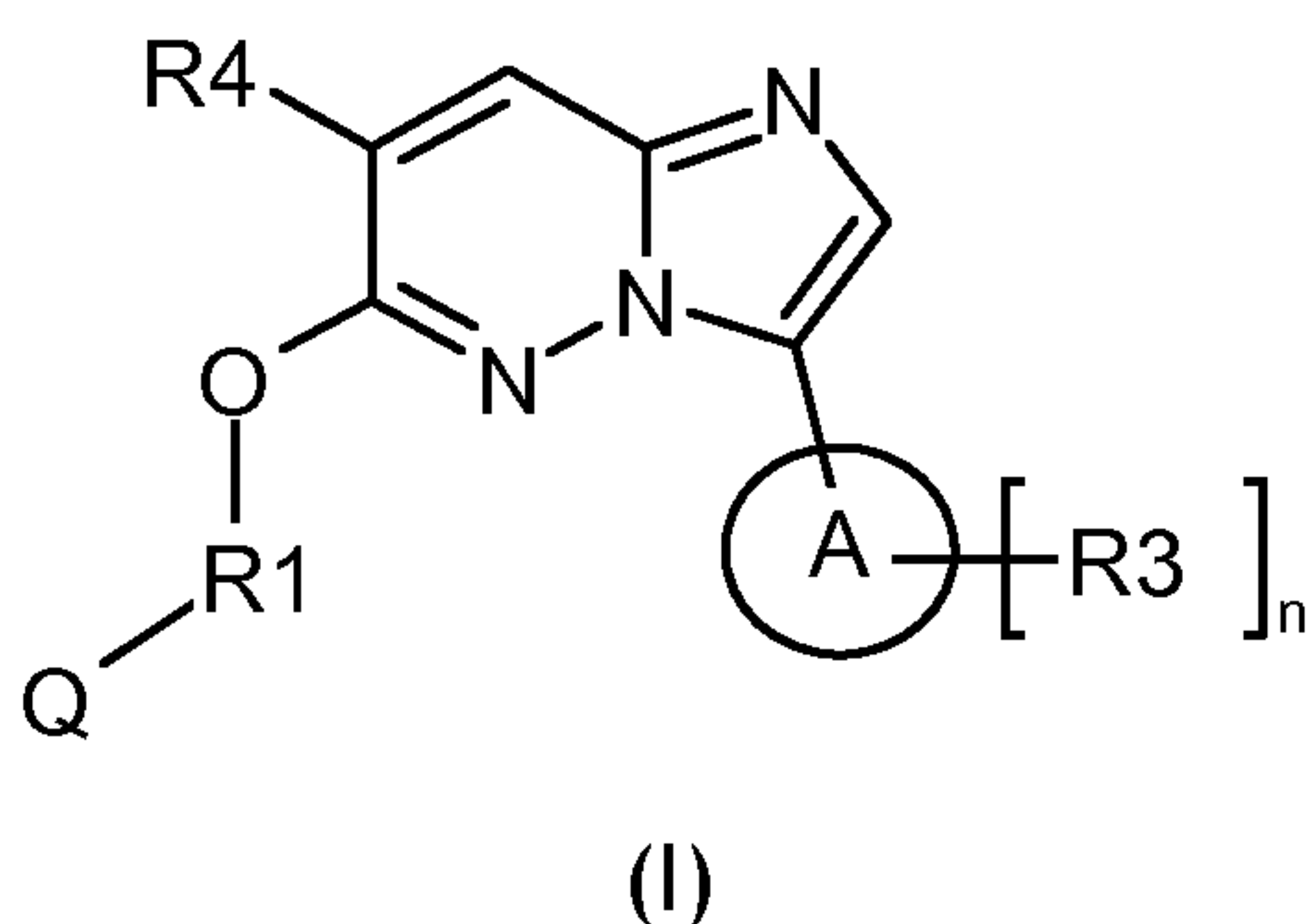
R' and R'' represent, independently from each other, a substituent selected from :

C₁-C₆-alkyl-, C₁-C₆-haloalkyl- ;

5 n represents an integer of 0, 1, 2 or 3 ;

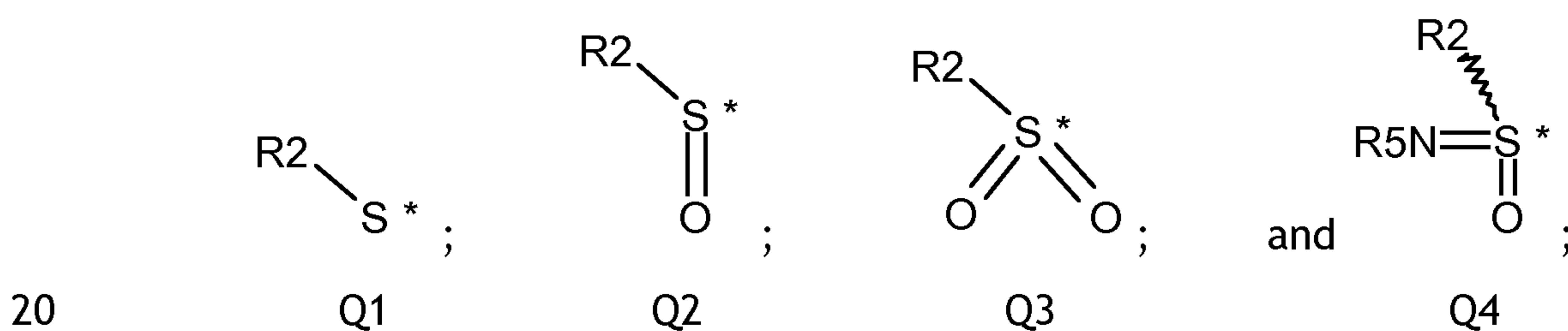
or a stereoisomer, a tautomer, an N-oxide, a hydrate, a solvate, or a salt thereof, or a mixture of same.

10 In accordance with an embodiment of the first aspect, the present invention covers compounds of general formula (I) :



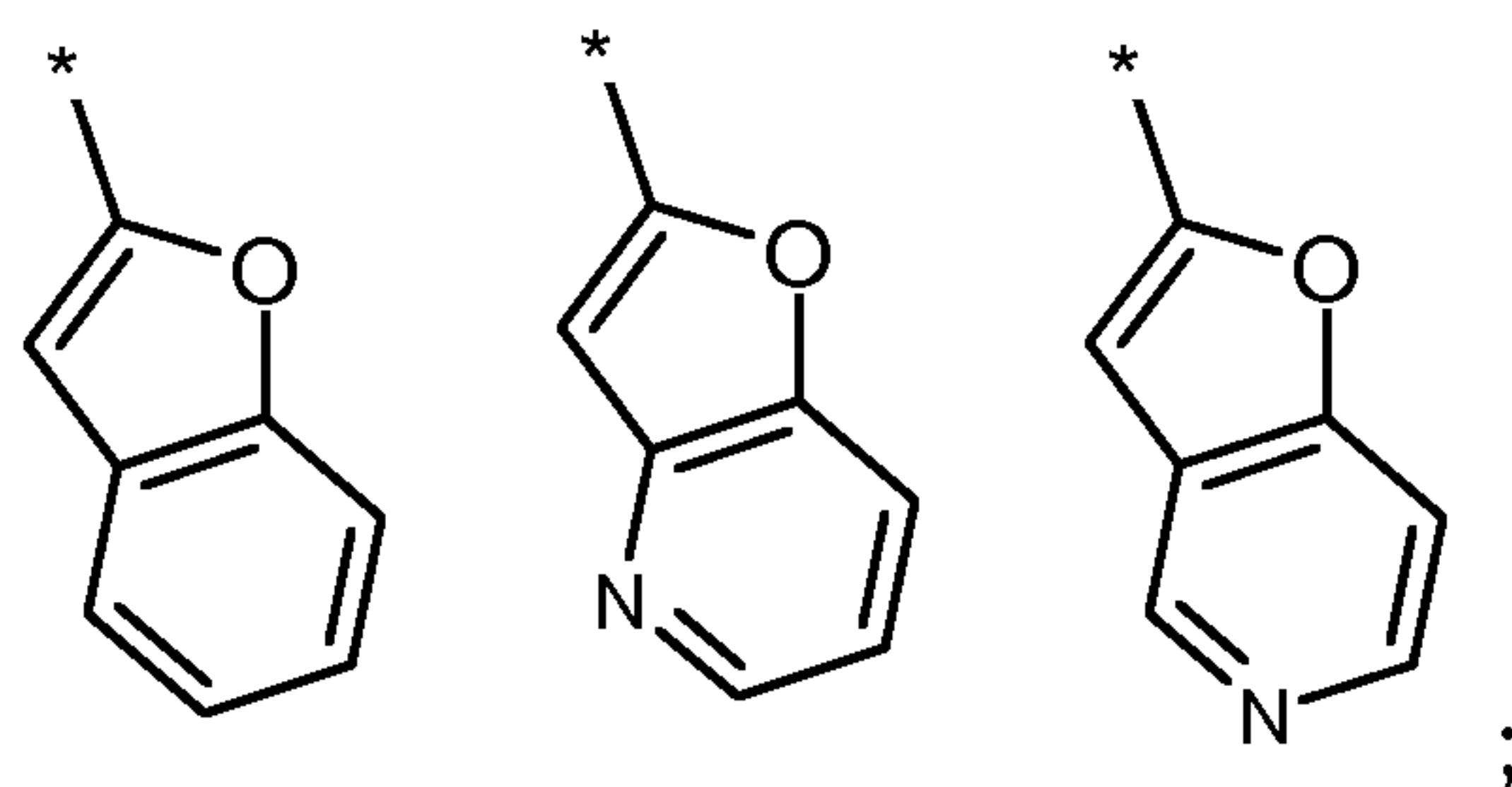
15 in which :

Q represents a group selected from :



wherein * indicates the point of attachment of said groups with the rest of the molecule ;

25 represents a group selected from :



wherein * indicates the point of attachment of said groups with the rest of the molecule ;

5

R1 represents a linear C₂-C₆-alkyl-, a branched C₃-C₆-alkyl-, or a C₃-C₆-cycloalkyl group which is optionally substituted with one or more substituents selected, independently from each other, from :

- 10 a halogen atom, a -CN, C₁-C₆-alkyl-, C₁-C₆-haloalkyl-, C₂-C₆-alkenyl-, C₂-C₆-alkynyl-, C₃-C₁₀-cycloalkyl- ; aryl- optionally substituted one or more times, independently from each other, with an R substituent ; heteroaryl- optionally substituted one or more times, independently from each other, with an R substituent ; -C(=O)NH₂, -C(=O)N(H)R', -C(=O)N(R')R'', -C(=O)OH, -C(=O)OR', -NH₂, -NHR', -N(R')R'', -N(H)C(=O)R', -N(R')C(=O)R', -OH, C₁-C₆-alkoxy-, C₁-C₆-haloalkoxy-, -OC(=O)R', -OC(=O)NH₂, -OC(=O)NHR', -OC(=O)N(R')R'', -SH, C₁-C₆-alkyl-S- group ;
- 15

R2 represents a C₁-C₆-alkyl- ; halo-C₁-C₆-alkyl- ; phenyl- optionally substituted one or more times, independently from each other, with an R substituent ; 5- or 6-
 20 membered heteroaryl- optionally substituted one or more times, independently from each other, with an R substituent ;

R3 represents a substituent selected from :

- 25 a halogen atom, a -CN, C₁-C₆-alkyl-, C₁-C₆-haloalkyl-, C₂-C₆-alkenyl-, C₂-C₆-alkynyl-, -C(=O)R', -C(=O)NH₂, -C(=O)N(H)R', -C(=O)N(R')R'', -NH₂, -NHR', -N(R')R'', -N(H)C(=O)R', -N(R')C(=O)R', -N(H)C(=O)NH₂, -N(H)C(=O)NHR', -N(H)C(=O)N(R')R'', -N(R')C(=O)NH₂, -N(R')C(=O)NHR', -N(R')C(=O)N(R')R'', -N(H)C(=O)OR', -N(R')C(=O)OR', -NO₂, -N(H)S(=O)R', -N(R')S(=O)R', -N(H)S(=O)₂R', -N(R')S(=O)₂R', -N=S(=O)(R')R'', -OH, C₁-C₆-alkoxy-, C₁-C₆-haloalkoxy-, -OC(=O)R', -SH, C₁-C₆-alkyl-
- 30

S-, -S(=O)R', -S(=O)₂R', -S(=O)₂NH₂, -S(=O)₂NHR', -S(=O)₂N(R')R'', -S(=O)(=NR')R'' group ;

R4 represents a substituent selected from :

5

a hydrogen atom, a halogen atom, a -CN, C₁-C₆-alkyl-, C₁-C₆-haloalkyl-, C₂-C₆-alkenyl-, C₂-C₆-alkynyl-, C₃-C₁₀-cycloalkyl-, 3- to 10-membered heterocycloalkyl-, aryl- optionally substituted one or more times, independently from each other, with an R substituent ; heteroaryl- optionally substituted one or more times,
 10 independently from each other, with an R substituent ; -C(=O)NH₂, -C(=O)N(H)R', -C(=O)N(R')R'', -C(=O)OR', -NH₂, -NHR', -N(R')R'', -N(H)C(=O)R', -N(R')C(=O)R', -N(H)C(=O)NH₂, -N(H)C(=O)NHR', -N(H)C(=O)N(R')R'', -N(R')C(=O)NH₂, -N(R')C(=O)NHR', -N(R')C(=O)N(R')R'', -N(H)C(=O)OR', -N(R')C(=O)OR', -NO₂, -N(H)S(=O)R', -N(R')S(=O)R', -N(H)S(=O)₂R', -N(R')S(=O)₂R', -N=S(=O)(R')R'', -OH,
 15 C₁-C₆-alkoxy-, C₁-C₆-haloalkoxy-, -OC(=O)R', -OC(=O)NH₂, -OC(=O)NHR', -OC(=O)N(R')R'', -SH, C₁-C₆-alkyl-S-, -S(=O)R', -S(=O)₂R', -S(=O)₂NH₂, -S(=O)₂NHR', -S(=O)₂N(R')R'', -S(=O)(=NR')R'' group ;

R5 represents H or -CN, -C₁-C₆-alkyl, halo-C₁-C₆-alkyl, C₃-C₆-cycloalkyl, 3- to 7-
 20 membered heterocycloalkyl ; phenyl- optionally substituted one or more times, independently from each other, with an R substituent ; 5- or 6-membered heteroaryl- optionally substituted one or more times, independently from each other, with an R substituent ; a -C(=O)CF₃ group ;

25 R represents a substituent selected from :

a halogen atom, a -CN, C₁-C₆-alkyl-, C₁-C₆-haloalkyl-, C₂-C₆-alkenyl-, C₂-C₆-alkynyl-, C₃-C₁₀-cycloalkyl-, 3- to 10-membered heterocycloalkyl-, aryl-, heteroaryl-, -C(=O)NH₂, -C(=O)N(H)R', -C(=O)N(R')R'', -C(=O)OR', -NH₂, -NHR', -N(R')R'', -N(H)C(=O)R', -N(R')C(=O)R', -N(H)C(=O)NH₂, -N(H)C(=O)NHR', -N(H)C(=O)N(R')R'', -N(R')C(=O)NH₂, -N(R')C(=O)NHR', -N(R')C(=O)N(R')R'', -N(H)C(=O)OR', -N(R')C(=O)OR', -NO₂, -N(H)S(=O)R', -N(R')S(=O)R', -N(H)S(=O)₂R', -N(R')S(=O)₂R',

-N=S(=O)(R')R'', -OH, C₁-C₆-alkoxy-, C₁-C₆-haloalkoxy-, -OC(=O)R', -OC(=O)NH₂, -OC(=O)NHR', -OC(=O)N(R')R'', -SH, C₁-C₆-alkyl-S-, -S(=O)R', -S(=O)₂R', -S(=O)₂NH₂, -S(=O)₂NHR', -S(=O)₂N(R')R'', -S(=O)(=NR')R'' group ;

5 R' and R'' represent, independently from each other, a substituent selected from :

C₁-C₆-alkyl-, C₁-C₆-haloalkyl- ;

n represents an integer of 0, 1, 2 or 3 ;

10

or a stereoisomer, a tautomer, an N-oxide, a hydrate, a solvate, or a salt thereof, or a mixture of same.

15

The terms as mentioned in the present text have preferably the following meanings :

The term "halogen atom", "halo-" or "Hal-" is to be understood as meaning a fluorine, chlorine, bromine or iodine atom, preferably a fluorine, chlorine, bromine or iodine atom.

20

The term "C₁-C₆-alkyl" is to be understood as preferably meaning a linear or branched, saturated, monovalent hydrocarbon group having 1, 2, 3, 4, 5, or 6 carbon atoms, e.g. a methyl, ethyl, propyl, butyl, pentyl, hexyl, iso-propyl, iso-butyl, sec-butyl, tert-butyl, iso-pentyl, 2-methylbutyl, 1-methylbutyl, 1-ethylpropyl, 1,2-dimethylpropyl, neo-pentyl, 1,1-dimethylpropyl, 4-methylpentyl, 3-methylpentyl, 2-methylpentyl, 1-methylpentyl, 2-ethylbutyl, 1-ethylbutyl, 3,3-dimethylbutyl, 2,2-dimethylbutyl, 1,1-dimethylbutyl, 2,3-dimethylbutyl, 1,3-dimethylbutyl, or 1,2-dimethylbutyl group, or an isomer thereof. Particularly, said group has 1, 2, 3 or 4 carbon atoms ("C₁-C₄-alkyl"), e.g. a methyl, ethyl, propyl, butyl, iso-propyl, iso-butyl, sec-butyl, tert-butyl group, more particularly 1, 2 or 3 carbon atoms ("C₁-C₃-alkyl"), e.g. a methyl, ethyl, n-propyl- or iso-propyl group.

30

The term "halo-C₁-C₆-alkyl" is to be understood as preferably meaning a linear or branched, saturated, monovalent hydrocarbon group in which the term "C₁-C₆-

alkyl” is defined *supra*, and in which one or more hydrogen atoms is replaced by a halogen atom, in identically or differently, *i.e.* one halogen atom being independent from another. Particularly, said halogen atom is F. Said halo-C₁-C₆-alkyl group is, for example, -CF₃, -CHF₂, -CH₂F, -CF₂CF₃, or
5 -CH₂CF₃.

The term “C₁-C₆-alkoxy” is to be understood as preferably meaning a linear or branched, saturated, monovalent, hydrocarbon group of formula -O-alkyl, in which the term “alkyl” is defined *supra*, *e.g.* a methoxy, ethoxy, n-propoxy, iso-propoxy,
10 n-butoxy, iso-butoxy, tert-butoxy, sec-butoxy, pentyloxy, iso-pentyloxy, or n-hexoxy group, or an isomer thereof.

The term “halo-C₁-C₆-alkoxy” is to be understood as preferably meaning a linear or branched, saturated, monovalent C₁-C₆-alkoxy group, as defined *supra*, in which
15 one or more of the hydrogen atoms is replaced, in identically or differently, by a halogen atom. Particularly, said halogen atom is F. Said halo-C₁-C₆-alkoxy group is, for example, -OCF₃, -OCHF₂, -OCH₂F, -OCF₂CF₃, or -OCH₂CF₃.

The term “C₁-C₆-alkoxy-C₁-C₆-alkyl” is to be understood as preferably meaning a
20 linear or branched, saturated, monovalent alkyl group, as defined *supra*, in which one or more of the hydrogen atoms is replaced, in identically or differently, by a C₁-C₆-alkoxy group, as defined *supra*, *e.g.* methoxyalkyl, ethoxyalkyl, propoxyalkyl, iso-propoxyalkyl, butoxyalkyl, iso-butoxyalkyl, tert-butoxyalkyl, sec-butoxyalkyl, pentyloxyalkyl, iso-pentyloxyalkyl, hexyloxyalkyl group, in which
25 the term “C₁-C₆-alkyl” is defined *supra*, or an isomer thereof.

The term “halo-C₁-C₆-alkoxy-C₁-C₆-alkyl” is to be understood as preferably meaning a linear or branched, saturated, monovalent C₁-C₆-alkoxy-C₁-C₆-alkyl group, as defined *supra*, in which one or more of the hydrogen atoms is replaced, in
30 identically or differently, by a halogen atom. Particularly, said halogen atom is F. Said halo-C₁-C₆-alkoxy-C₁-C₆-alkyl group is, for example, -CH₂CH₂OCF₃, -CH₂CH₂OCHF₂, -CH₂CH₂OCH₂F, -CH₂CH₂OCF₂CF₃, or -CH₂CH₂OCH₂CF₃.

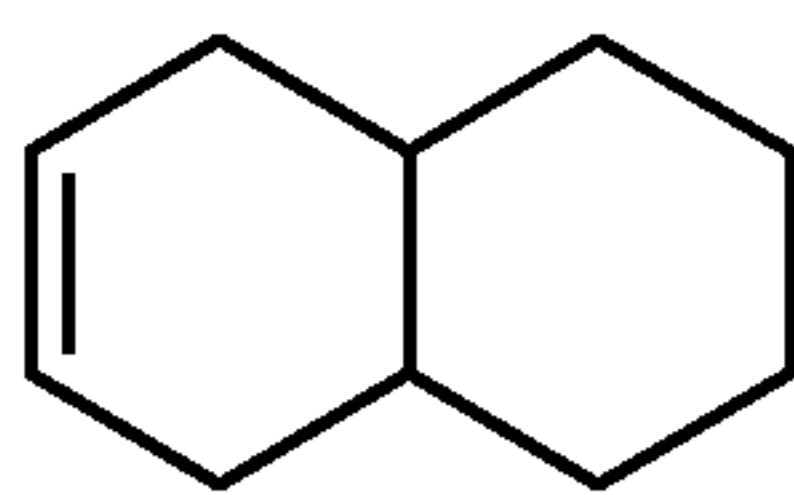
The term "C₂-C₆-alkenyl" is to be understood as preferably meaning a linear or branched, monovalent hydrocarbon group, which contains one or more double bonds, and which has 2, 3, 4, 5 or 6 carbon atoms, particularly 2 or 3 carbon atoms ("C₂-C₃-alkenyl"), it being understood that in the case in which said alkenyl group contains more than one double bond, then said double bonds may be isolated from, or conjugated with, each other. Said alkenyl group is, for example, a vinyl, allyl, (E)-2-methylvinyl, (Z)-2-methylvinyl, homoallyl, (E)-but-2-enyl, (Z)-but-2-enyl, (E)-but-1-enyl, (Z)-but-1-enyl, pent-4-enyl, (E)-pent-3-enyl, (Z)-pent-3-enyl, (E)-pent-2-enyl, (Z)-pent-2-enyl, (E)-pent-1-enyl, (Z)-pent-1-enyl, hex-5-enyl, (E)-hex-4-enyl, (Z)-hex-4-enyl, (E)-hex-3-enyl, (Z)-hex-3-enyl, (E)-hex-2-enyl, (Z)-hex-2-enyl, (E)-hex-1-enyl, (Z)-hex-1-enyl, isopropenyl, 2-methylprop-2-enyl, 1-methylprop-2-enyl, 2-methylprop-1-enyl, (E)-1-methylprop-1-enyl, (Z)-1-methylprop-1-enyl, 3-methylbut-3-enyl, 2-methylbut-3-enyl, 1-methylbut-3-enyl, 3-methylbut-2-enyl, (E)-2-methylbut-2-enyl, (Z)-2-methylbut-2-enyl, (E)-1-methylbut-2-enyl, (Z)-1-methylbut-2-enyl, (E)-3-methylbut-1-enyl, (Z)-3-methylbut-1-enyl, (E)-2-methylbut-1-enyl, (Z)-2-methylbut-1-enyl, (E)-1-methylbut-1-enyl, (Z)-1-methylbut-1-enyl, 1,1-dimethylprop-2-enyl, 1-ethylprop-1-enyl, 1-propylvinyl, 1-isopropylvinyl, 4-methylpent-4-enyl, 3-methylpent-4-enyl, 2-methylpent-4-enyl, 1-methylpent-4-enyl, 4-methylpent-3-enyl, (E)-3-methylpent-3-enyl, (Z)-3-methylpent-3-enyl, (E)-2-methylpent-3-enyl, (Z)-2-methylpent-3-enyl, (E)-1-methylpent-3-enyl, (Z)-1-methylpent-3-enyl, (E)-4-methylpent-2-enyl, (Z)-4-methylpent-2-enyl, (E)-3-methylpent-2-enyl, (Z)-3-methylpent-2-enyl, (E)-2-methylpent-2-enyl, (Z)-2-methylpent-2-enyl, (E)-1-methylpent-2-enyl, (Z)-1-methylpent-2-enyl, (E)-4-methylpent-1-enyl, (Z)-4-methylpent-1-enyl, (E)-3-methylpent-1-enyl, (Z)-3-methylpent-1-enyl, (E)-2-methylpent-1-enyl, (Z)-2-methylpent-1-enyl, (E)-1-methylpent-1-enyl, (Z)-1-methylpent-1-enyl, 3-ethylbut-3-enyl, 2-ethylbut-3-enyl, 1-ethylbut-3-enyl, (E)-3-ethylbut-2-enyl, (Z)-3-ethylbut-2-enyl, (E)-2-ethylbut-2-enyl, (Z)-2-ethylbut-2-enyl, (E)-1-ethylbut-2-enyl, (Z)-1-ethylbut-2-enyl, (E)-3-ethylbut-1-enyl, (Z)-3-ethylbut-1-enyl, 2-ethylbut-1-enyl, (E)-1-ethylbut-1-enyl, (Z)-1-ethylbut-1-enyl, 2-propylprop-2-enyl, 1-propylprop-2-enyl, 2-isopropylprop-2-enyl, 1-isopropylprop-2-enyl, (E)-2-propylprop-1-enyl, (Z)-2-propylprop-1-enyl, (E)-1-propylprop-1-enyl, (Z)-1-propylprop-1-enyl, (E)-2-isopropylprop-1-enyl, (Z)-2-isopropylprop-1-enyl, (E)-1-isopropylprop-1-enyl, (Z)-1-isopropylprop-1-enyl, (E)-3,3-dimethylprop-1-enyl, (Z)-3,3-dimethylprop-1-enyl, 1-

(1,1-dimethylethyl)ethenyl, buta-1,3-dienyl, penta-1,4-dienyl, hexa-1,5-dienyl, or methylhexadienyl group. Particularly, said group is vinyl or allyl.

The term "C₂-C₆-alkynyl" is to be understood as preferably meaning a linear or
5 branched, monovalent hydrocarbon group which contains one or more triple bonds,
and which contains 2, 3, 4, 5 or 6 carbon atoms, particularly 2 or 3 carbon atoms
("C₂-C₃-alkynyl"). Said C₂-C₆-alkynyl group is, for example, ethynyl, prop-1-ynyl,
prop-2-ynyl, but-1-ynyl, but-2-ynyl, but-3-ynyl, pent-1-ynyl, pent-2-ynyl, pent-3-
10 ynyl, pent-4-ynyl, hex-1-ynyl, hex-2-ynyl, hex-3-ynyl, hex-4-ynyl, hex-5-ynyl, 1-
methylprop-2-ynyl, 2-methylbut-3-ynyl, 1-methylbut-3-ynyl, 1-methylbut-2-ynyl, 3-
methylbut-1-ynyl, 1-ethylprop-2-ynyl, 3-methylpent-4-ynyl, 2-methylpent-4-ynyl,
1-methylpent-4-ynyl, 2-methylpent-3-ynyl, 1-methylpent-3-ynyl, 4-methylpent-2-
ynyl, 1-methylpent-2-ynyl, 4-methylpent-1-ynyl, 3-methylpent-1-ynyl, 2-ethylbut-
3-ynyl, 1-ethylbut-3-ynyl, 1-ethylbut-2-ynyl, 1-propylprop-2-ynyl, 1-isopropylprop-
15 2-ynyl, 2,2-dimethylbut-3-ynyl, 1,1-dimethylbut-3-ynyl, 1,1-dimethylbut-2-ynyl, or
3,3-dimethylbut-1-ynyl group. Particularly, said alkynyl group is ethynyl, prop-1-
ynyl, or prop-2-ynyl.

The term "C₃-C₁₀-cycloalkyl" is to be understood as meaning a saturated,
20 monovalent, mono-, or bicyclic hydrocarbon ring which contains 3, 4, 5, 6, 7, 8, 9
or 10 carbon atoms ("C₃-C₁₀-cycloalkyl"). Said C₃-C₁₀-cycloalkyl group is for
example, a monocyclic hydrocarbon ring, e.g. a cyclopropyl, cyclobutyl,
cyclopentyl, cyclohexyl, cycloheptyl, cyclooctyl, cyclononyl or cyclodecyl, or a
bicyclic hydrocarbon ring, e.g. a perhydropentalenylene or decalin ring.
25 Particularly, said ring contains 3, 4, 5 or 6 carbon atoms ("C₃-C₆-cycloalkyl").

The term "C₄-C₁₀-cycloalkenyl" is to be understood as preferably meaning a
monovalent, mono-, or bicyclic hydrocarbon ring which contains 4, 5, 6, 7, 8, 9 or
10 carbon atoms and one, two, three or four double bonds, in conjugation or not,
30 as the size of said cycloalkenyl ring allows. Said C₄-C₁₀-cycloalkenyl group is for
example, a monocyclic hydrocarbon ring, e.g. a cyclobutenyl, cyclopentenyl, or
cyclohexenyl or a bicyclic hydrocarbon, e.g. :



The term “3- to 10-membered heterocycloalkyl”, is to be understood as meaning a saturated, monovalent, mono- or bicyclic hydrocarbon ring which contains 2, 3, 4, 5, 6, 7, 8 or 9 carbon atoms, and one or more heteroatom-containing groups selected from C(=O), O, S, S(=O), S(=O)₂, NR^a, in which R^a represents a hydrogen atom, or a C₁-C₆-alkyl- or halo-C₁-C₆-alkyl- group ; it being possible for said heterocycloalkyl group to be attached to the rest of the molecule via any one of the carbon atoms or, if present, the nitrogen atom.

10

Particularly, said 3- to 10-membered heterocycloalkyl can contain 2, 3, 4, or 5 carbon atoms, and one or more of the above-mentioned heteroatom-containing groups (a “3- to 6-membered heterocycloalkyl”), more particularly said heterocycloalkyl can contain 4 or 5 carbon atoms, and one or more of the above-mentioned heteroatom-containing groups (a “5- to 6-membered heterocycloalkyl”).

15

Particularly, without being limited thereto, said heterocycloalkyl can be a 4-membered ring, such as an azetidiny, oxetanyl, or a 5-membered ring, such as tetrahydrofuranyl, dioxolinyl, pyrrolidinyl, imidazolidinyl, pyrazolidinyl, pyrrolinyl, or a 6-membered ring, such as tetrahydropyranyl, piperidinyl, morpholinyl, dithianyl, thiomorpholinyl, piperazinyl, or trithianyl, or a 7-membered ring, such as a diazepanyl ring, for example. Optionally, said heterocycloalkyl can be benzo fused.

20

Said heterocyclyl can be bicyclic, such as, without being limited thereto, a 5,5-membered ring, e.g. a hexahydrocyclopenta[c]pyrrol-2(1H)-yl ring, or a 5,6-membered bicyclic ring, e.g. a hexahydropyrrolo[1,2-a]pyrazin-2(1H)-yl ring.

25

As mentioned *supra*, said nitrogen atom-containing ring can be partially unsaturated, *i.e.* it can contain one or more double bonds, such as, without being limited thereto, a 2,5-dihydro-1H-pyrrolyl, 4H-[1,3,4]thiadiazinyl, 4,5-

30

dihydrooxazolyl, or 4H-[1,4]thiazinyl ring, for example, or, it may be benzo-fused, such as, without being limited thereto, a dihydroisoquinolinyl ring, for example.

The term “4- to 10-membered heterocycloalkenyl”, is to be understood as meaning
5 an unsaturated, monovalent, mono- or bicyclic hydrocarbon ring which contains 3, 4, 5, 6, 7, 8 or 9 carbon atoms, and one or more heteroatom-containing groups selected from C(=O), O, S, S(=O), S(=O)₂, NR^a, in which R^a represents a hydrogen atom, or a C₁-C₆-alkyl- or halo-C₁-C₆-alkyl- group ; it being possible for said heterocycloalkenyl group to be attached to the rest of the molecule via any one of
10 the carbon atoms or, if present, the nitrogen atom. Examples of said heterocycloalkenyl may contain one or more double bonds, e.g. 4H-pyranyl, 2H-pyranyl, 3H-diaziriny, 2,5-dihydro-1H-pyrrolyl, [1,3]dioxolyl, 4H-[1,3,4]thiadiazinyl, 2,5-dihydrofuranyl, 2,3-dihydrofuranyl, 2,5-dihydrothiophenyl, 2,3-dihydrothiophenyl, 4,5-dihydrooxazolyl, or 4H-[1,4]thiazinyl group, or, it may
15 be benzo fused.

The term “aryl” is to be understood as preferably meaning a monovalent, aromatic or partially aromatic, mono-, or bi- or tricyclic hydrocarbon ring having 6, 7, 8, 9, 10, 11, 12, 13 or 14 carbon atoms (a “C₆-C₁₄-aryl” group), particularly a ring having
20 6 carbon atoms (a “C₆-aryl” group), e.g. a phenyl group; or a biphenyl group, or a ring having 9 carbon atoms (a “C₉-aryl” group), e.g. an indanyl or indenyl group, or a ring having 10 carbon atoms (a “C₁₀-aryl” group), e.g. a tetralinyl, dihydronaphthyl, or naphthyl group, or a ring having 13 carbon atoms, (a “C₁₃-aryl” group), e.g. a fluorenyl group, or a ring having 14 carbon atoms, (a “C₁₄-aryl”
25 group), e.g. an anthranyl group.

The term “heteroaryl” is understood as preferably meaning a monovalent, monocyclic-, bicyclic- or tricyclic aromatic ring system having 5, 6, 7, 8, 9, 10, 11, 12, 13 or 14 ring atoms (a “5- to 14-membered heteroaryl” group), particularly 5 or
30 6 or 9 or 10 atoms, and which contains at least one heteroatom which may be identical or different, said heteroatom being such as oxygen, nitrogen or sulfur, and in addition in each case can be benzocondensed. Particularly, heteroaryl is selected from thienyl, furanyl, pyrrolyl, oxazolyl, thiazolyl, imidazolyl, pyrazolyl, isoxazolyl, isothiazolyl, oxadiazolyl, triazolyl, thiadiazolyl, thia-4H-pyrazolyl etc.,

and benzo derivatives thereof, such as, for example, benzofuranyl, benzothienyl, benzoxazolyl, benzisoxazolyl, benzimidazolyl, benzotriazolyl, indazolyl, indolyl, isoindolyl, *etc.*; or pyridyl, pyridazinyl, pyrimidinyl, pyrazinyl, triazinyl, *etc.*, and benzo derivatives thereof, such as, for example, quinolinyl, quinazolinyl, isoquinolinyl, *etc.*; or azocinyl, indolizinyl, purinyl, *etc.*, and benzo derivatives thereof; or cinnolinyl, phthalazinyl, quinazolinyl, quinoxalinyl, naphthpyridinyl, pteridinyl, carbazolyl, acridinyl, phenazinyl, phenothiazinyl, phenoxazinyl, xanthenyl, or oxepinyl, *etc.*.

10 In general, and unless otherwise mentioned, the heteroarylic or heteroarylenic radicals include all the possible isomeric forms thereof, e.g. the positional isomers thereof. Thus, for some illustrative non-restricting example, the term pyridinyl or pyridinylene includes pyridin-2-yl, pyridin-2-ylene, pyridin-3-yl, pyridin-3-ylene, pyridin-4-yl and pyridin-4-ylene; or the term thienyl or thienylene includes thien-2-yl, thien-2-ylene, thien-3-yl and thien-3-ylene.

The term “C₁-C₆”, as used throughout this text, *e.g.* in the context of the definition of “C₁-C₆-alkyl”, “C₁-C₆-haloalkyl”, “C₁-C₆-alkoxy”, or “C₁-C₆-haloalkoxy” is to be understood as meaning an alkyl group having a finite number of carbon atoms of 1 to 6, *i.e.* 1, 2, 3, 4, 5, or 6 carbon atoms. It is to be understood further that said term “C₁-C₆” is to be interpreted as any sub-range comprised therein, *e.g.* C₁-C₆, C₂-C₅, C₃-C₄, C₁-C₂, C₁-C₃, C₁-C₄, C₁-C₅; particularly C₁-C₂, C₁-C₃, C₁-C₄, C₁-C₅, C₁-C₆; more particularly C₁-C₄; in the case of “C₁-C₆-haloalkyl” or “C₁-C₆-haloalkoxy” even more particularly C₁-C₂.

25 Similarly, as used herein, the term “C₂-C₆”, as used throughout this text, *e.g.* in the context of the definitions of “C₂-C₆-alkenyl” and “C₂-C₆-alkynyl”, is to be understood as meaning an alkenyl group or an alkynyl group having a finite number of carbon atoms of 2 to 6, *i.e.* 2, 3, 4, 5, or 6 carbon atoms. It is to be understood further that said term “C₂-C₆” is to be interpreted as any sub-range comprised therein, *e.g.* C₂-C₆, C₃-C₅, C₃-C₄, C₂-C₃, C₂-C₄, C₂-C₅; particularly C₂-C₃.

Further, as used herein, the term “C₃-C₆”, as used throughout this text, *e.g.* in the context of the definition of “C₃-C₆-cycloalkyl”, is to be understood as meaning a

cycloalkyl group having a finite number of carbon atoms of 3 to 6, *i.e.* 3, 4, 5 or 6 carbon atoms. It is to be understood further that said term "C₃-C₆" is to be interpreted as any sub-range comprised therein, *e.g.* C₃-C₆, C₄-C₅, C₃-C₅, C₃-C₄, C₄-C₆, C₅-C₆; particularly C₃-C₆.

5

The term "substituted" means that one or more hydrogens on the designated atom is replaced with a selection from the indicated group, provided that the designated atom's normal valency under the existing circumstances is not exceeded, and that the substitution results in a stable compound. Combinations of substituents and/or variables are permissible only if such combinations result in stable compounds.

10

The term "optionally substituted" means optional substitution with the specified groups, radicals or moieties.

15 Ring system substituent means a substituent attached to an aromatic or nonaromatic ring system which, for example, replaces an available hydrogen on the ring system.

As used herein, the term "one or more", *e.g.* in the definition of the substituents of the compounds of the general formulae of the present invention, is understood as meaning "one, two, three, four or five, particularly one, two, three or four, more particularly one, two or three, even more particularly one or two".

20

The invention also includes all suitable isotopic variations of a compound of the invention. An isotopic variation of a compound of the invention is defined as one in which at least one atom is replaced by an atom having the same atomic number but an atomic mass different from the atomic mass usually or predominantly found in nature. Examples of isotopes that can be incorporated into a compound of the invention include isotopes of hydrogen, carbon, nitrogen, oxygen, phosphorus, sulphur, fluorine, chlorine, bromine and iodine, such as ²H (deuterium), ³H (tritium), ¹³C, ¹⁴C, ¹⁵N, ¹⁷O, ¹⁸O, ³²P, ³³P, ³³S, ³⁴S, ³⁵S, ³⁶S, ¹⁸F, ³⁶Cl, ⁸²Br, ¹²³I, ¹²⁴I, ¹²⁹I and ¹³¹I, respectively. Certain isotopic variations of a compound of the invention, for example, those in which one or more radioactive isotopes such as ³H or ¹⁴C are incorporated, are useful in drug and/or substrate tissue distribution studies.

30

Tritiated and carbon-14, i.e., ^{14}C , isotopes are particularly preferred for their ease of preparation and detectability. Further, substitution with isotopes such as deuterium may afford certain therapeutic advantages resulting from greater metabolic stability, for example, increased in vivo half-life or reduced dosage requirements and hence may be preferred in some circumstances. Isotopic variations of a compound of the invention can generally be prepared by conventional procedures known by a person skilled in the art such as by the illustrative methods or by the preparations described in the examples hereafter using appropriate isotopic variations of suitable reagents.

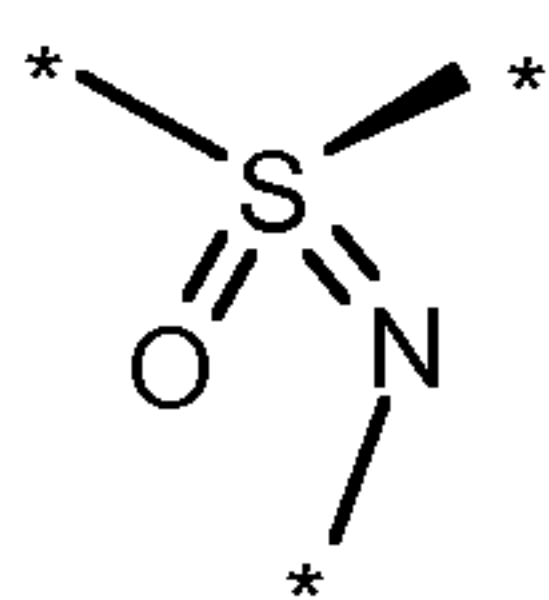
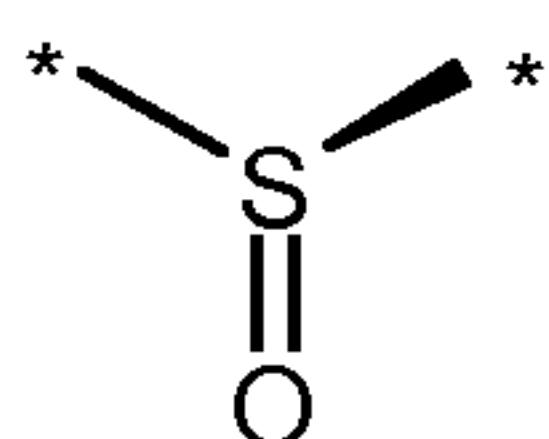
10

Where the plural form of the word compounds, salts, polymorphs, hydrates, solvates and the like, is used herein, this is taken to mean also a single compound, salt, polymorph, isomer, hydrate, solvate or the like.

15 By "stable compound" or "stable structure" is meant a compound that is sufficiently robust to survive isolation to a useful degree of purity from a reaction mixture, and formulation into an efficacious therapeutic agent.

The compounds of this invention may contain one or more asymmetric centre, depending upon the location and nature of the various substituents desired. Asymmetric carbon atoms may be present in the (R) or (S) configuration, resulting in racemic mixtures in the case of a single asymmetric centre, and diastereomeric mixtures in the case of multiple asymmetric centres. In certain instances, asymmetry may also be present due to restricted rotation about a given bond, for example, the central bond adjoining two substituted aromatic rings of the specified compounds.

The compounds of the present invention may contain sulphur atoms which are asymmetric, such as an asymmetric sulfoxide or sulfoximine group, of structure:



, for example,

in which * indicates atoms to which the rest of the molecule can be bound.

Substituents on a ring may also be present in either cis or trans form. It is intended that all such configurations (including enantiomers and diastereomers), are included within the scope of the present invention.

- 5 Preferred compounds are those which produce the more desirable biological activity. Separated, pure or partially purified isomers and stereoisomers or racemic or diastereomeric mixtures of the compounds of this invention are also included within the scope of the present invention. The purification and the separation of such materials can be accomplished by standard techniques known in the art.
- 10 The optical isomers can be obtained by resolution of the racemic mixtures according to conventional processes, for example, by the formation of diastereoisomeric salts using an optically active acid or base or formation of covalent diastereomers. Examples of appropriate acids are tartaric, diacetyltartaric, ditoluoyltartaric and camphorsulfonic acid. Mixtures of
- 15 diastereoisomers can be separated into their individual diastereomers on the basis of their physical and/or chemical differences by methods known in the art, for example, by chromatography or fractional crystallisation. The optically active bases or acids are then liberated from the separated diastereomeric salts. A different process for separation of optical isomers involves the use of chiral
- 20 chromatography (e.g., chiral HPLC columns), with or without conventional derivatisation, optimally chosen to maximise the separation of the enantiomers. Suitable chiral HPLC columns are manufactured by Daicel, e.g., Chiracel OD and Chiracel OJ among many others, all routinely selectable. Enzymatic separations, with or without derivatisation, are also useful. The optically active compounds of
- 25 this invention can likewise be obtained by chiral syntheses utilizing optically active starting materials.

In order to limit different types of isomers from each other reference is made to IUPAC Rules Section E (Pure Appl Chem 45, 11-30, 1976).

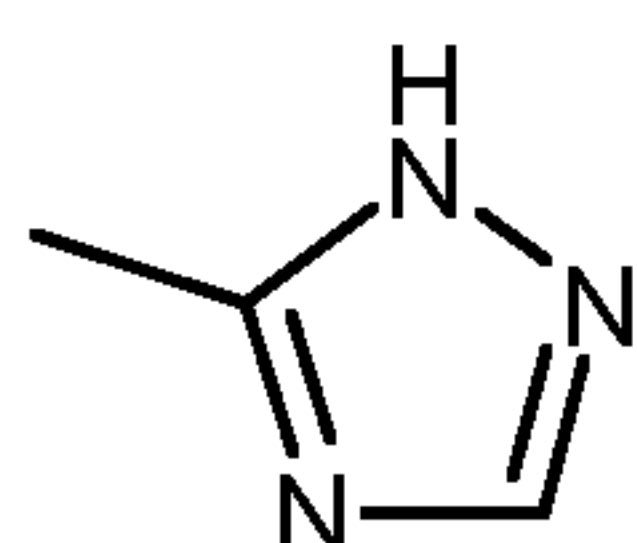
30

The present invention includes all possible stereoisomers of the compounds of the present invention as single stereoisomers, or as any mixture of said stereoisomers,

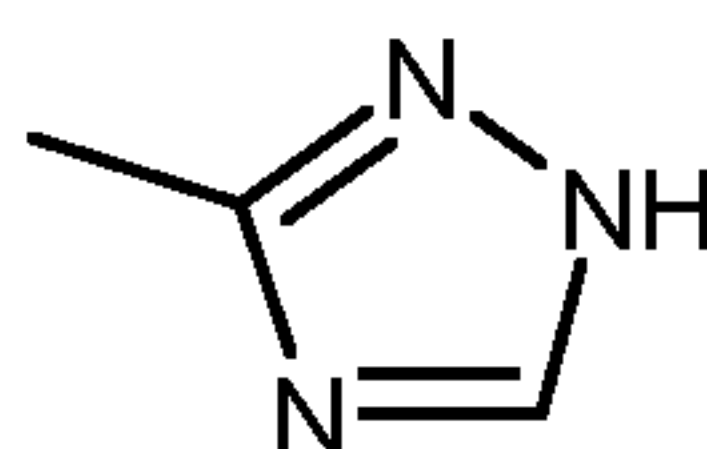
e.g. R- or S- isomers, or E- or Z-isomers, in any ratio. Isolation of a single stereoisomer, e.g. a single enantiomer or a single diastereomer, of a compound of the present invention may be achieved by any suitable state of the art method, such as chromatography, especially chiral chromatography, for example.

5

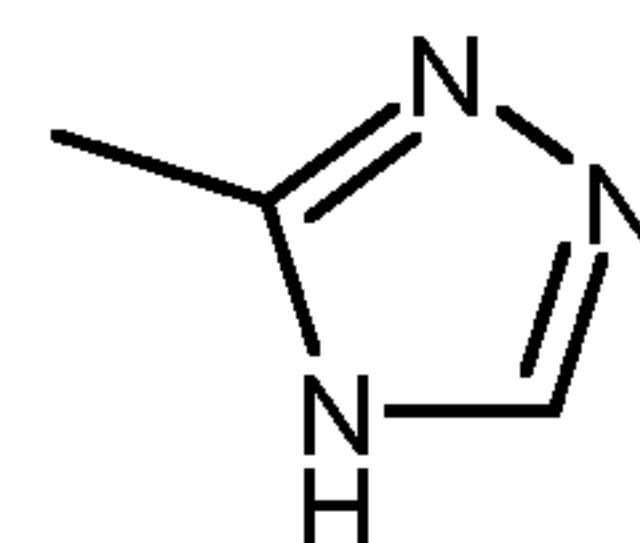
Further, the compounds of the present invention may exist as tautomers. For example, any compound of the present invention which contains a pyrazole moiety as a heteroaryl group for example can exist as a 1H tautomer, or a 2H tautomer, or even a mixture in any amount of the two tautomers, or a triazole moiety for example can exist as a 1H tautomer, a 2H tautomer, or a 4H tautomer, or even a mixture in any amount of said 1H, 2H and 4H tautomers, namely :



1H-tautomer



2H-tautomer



4H-tautomer.

15 The present invention includes all possible tautomers of the compounds of the present invention as single tautomers, or as any mixture of said tautomers, in any ratio.

Further, the compounds of the present invention can exist as N-oxides, which are defined in that at least one nitrogen of the compounds of the present invention is oxidised. The present invention includes all such possible N-oxides.

The present invention also relates to useful forms of the compounds as disclosed herein, such as metabolites, hydrates, solvates, prodrugs, salts, in particular pharmaceutically acceptable salts, and co-precipitates.

The compounds of the present invention can exist as a hydrate, or as a solvate, wherein the compounds of the present invention contain polar solvents, in particular water, methanol or ethanol for example as structural element of the crystal lattice of the compounds. The amount of polar solvents, in particular water, may exist in a stoichiometric or non-stoichiometric ratio. In the case of

30

stoichiometric solvates, e.g. a hydrate, hemi-, (semi-), mono-, sesqui-, di-, tri-, tetra-, penta- etc. solvates or hydrates, respectively, are possible. The present invention includes all such hydrates or solvates.

5 Further, the compounds of the present invention can exist in free form, e.g. as a free base, or as a free acid, or as a zwitterion, or can exist in the form of a salt. Said salt may be any salt, either an organic or inorganic addition salt, particularly any pharmaceutically acceptable organic or inorganic addition salt, customarily used in pharmacy.

10

The term "pharmaceutically acceptable salt" refers to a relatively non-toxic, inorganic or organic acid addition salt of a compound of the present invention. For example, see S. M. Berge, *et al.* "Pharmaceutical Salts," J. Pharm. Sci. 1977, 66, 1-19.

15 A suitable pharmaceutically acceptable salt of the compounds of the present invention may be, for example, an acid-addition salt of a compound of the present invention bearing a nitrogen atom, in a chain or in a ring, for example, which is sufficiently basic, such as an acid-addition salt with an inorganic acid, such as hydrochloric, hydrobromic, hydroiodic, sulfuric, bisulfuric, phosphoric, or nitric
20 acid, for example, or with an organic acid, such as formic, acetic, acetoacetic, pyruvic, trifluoroacetic, propionic, butyric, hexanoic, heptanoic, undecanoic, lauric, benzoic, salicylic, 2-(4-hydroxybenzoyl)-benzoic, camphoric, cinnamic, cyclopentanepropionic, digluconic, 3-hydroxy-2-naphthoic, nicotinic, pamoic, pectinic, persulfuric, 3-phenylpropionic, picric, pivalic, 2-hydroxyethanesulfonate,
25 itaconic, sulfamic, trifluoromethanesulfonic, dodecylsulfuric, ethansulfonic, benzenesulfonic, para-toluenesulfonic, methanesulfonic, 2-naphthalenesulfonic, naphthalenedisulfonic, camphorsulfonic acid, citric, tartaric, stearic, lactic, oxalic, malonic, succinic, malic, adipic, alginic, maleic, fumaric, D-gluconic, mandelic, ascorbic, glucoheptanoic, glycerophosphoric, aspartic, sulfosalicylic, hemisulfuric,
30 or thiocyanic acid, for example.

Further, another suitably pharmaceutically acceptable salt of a compound of the present invention which is sufficiently acidic, is an alkali metal salt, for example a sodium or potassium salt, an alkaline earth metal salt, for example a calcium or

magnesium salt, an ammonium salt or a salt with an organic base which affords a physiologically acceptable cation, for example a salt with N-methyl-glucamine, dimethyl-glucamine, ethyl-glucamine, lysine, dicyclohexylamine, 1,6-hexadiazine, ethanolamine, glucosamine, sarcosine, serinol, tris-hydroxy-methyl-aminomethane, aminopropandiol, sovak-bas e , 1-amino-2,3,4-butanetriol. Additionally, basic
5 nitrogen containing groups may be quaternised with such agents as lower alkyl halides such as methyl, ethyl, propyl, and butyl chlorides, bromides and iodides ; dialkyl sulfates like dimethyl, diethyl, and dibutyl sulfate ; and diamyl sulfates, long chain halides such as decyl, lauryl, myristyl and strearyl chlorides, bromides
10 and iodides, aralkyl halides like benzyl and phenethyl bromides and others.

Those skilled in the art will further recognise that acid addition salts of the claimed compounds may be prepared by reaction of the compounds with the appropriate inorganic or organic acid via any of a number of known methods. Alternatively, alkali and alkaline earth metal salts of acidic compounds of the invention are
15 prepared by reacting the compounds of the invention with the appropriate base via a variety of known methods.

The present invention includes all possible salts of the compounds of the present invention as single salts, or as any mixture of said salts, in any ratio.

20 As used herein, the term “*in vivo* hydrolysable ester” is understood as meaning an *in vivo* hydrolysable ester of a compound of the present invention containing a carboxy or hydroxy group, for example, a pharmaceutically acceptable ester which is hydrolysed in the human or animal body to produce the parent acid or alcohol. Suitable pharmaceutically acceptable esters for carboxy include for example alkyl,
25 cycloalkyl and optionally substituted phenylalkyl, in particular benzyl esters, C₁-C₆ alkoxymethyl esters, e.g. methoxymethyl, C₁-C₆ alkanoyloxymethyl esters, e.g. pivaloyloxymethyl, phthalidyl esters, C₃-C₈ cycloalkoxy-carbonyloxy-C₁-C₆ alkyl esters, e.g. 1-cyclohexylcarbonyloxyethyl ; 1,3-dioxolen-2-onylmethyl esters, e.g. 5-methyl-1,3-dioxolen-2-onylmethyl ; and C₁-C₆-alkoxycarbonyloxyethyl esters, e.g.
30 1-methoxycarbonyloxyethyl, and may be formed at any carboxy group in the compounds of this invention.

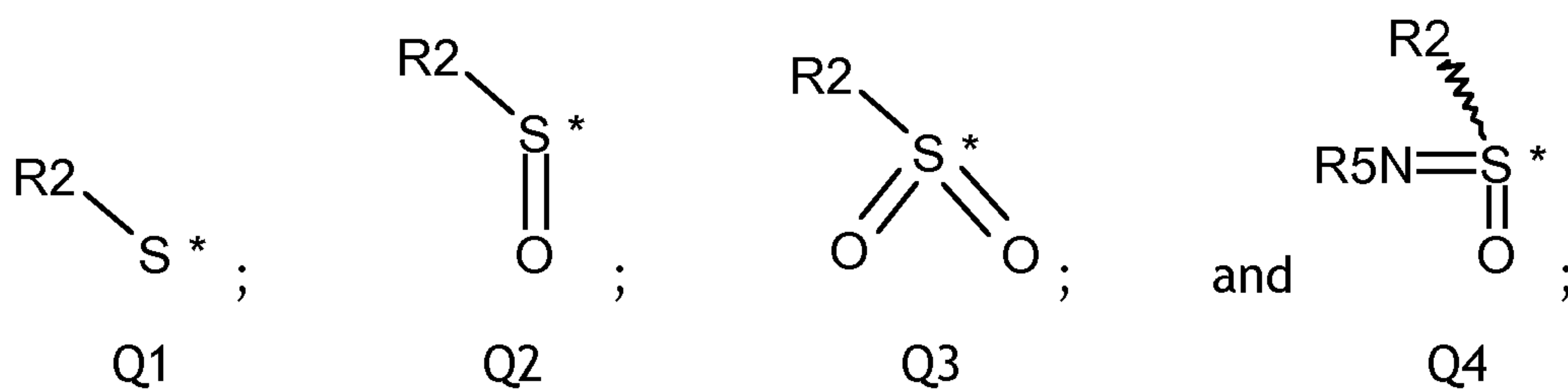
An *in vivo* hydrolysable ester of a compound of the present invention containing a hydroxy group includes inorganic esters such as phosphate esters and [alpha]-acyloxyalkyl ethers and related compounds which as a result of the *in vivo* hydrolysis of the ester breakdown to give the parent hydroxy group. Examples of [alpha]-acyloxyalkyl ethers include acetoxymethoxy and 2,2-dimethylpropionyloxymethoxy. A selection of *in vivo* hydrolysable ester forming groups for hydroxy include alkanoyl, benzoyl, phenylacetyl and substituted benzoyl and phenylacetyl, alkoxycarbonyl (to give alkyl carbonate esters), dialkylcarbamoyl and N-(dialkylaminoethyl)-N-alkylcarbamoyl (to give carbamates), dialkylaminoacetyl and carboxyacetyl. The present invention covers all such esters.

Furthermore, the present invention includes all possible crystalline forms, or polymorphs, of the compounds of the present invention, either as single polymorphs, or as a mixture of more than one polymorphs, in any ratio.

In accordance with a second embodiment of the first aspect, the present invention covers compounds of general formula (I), *supra*, in which :

Q represents a group selected from :

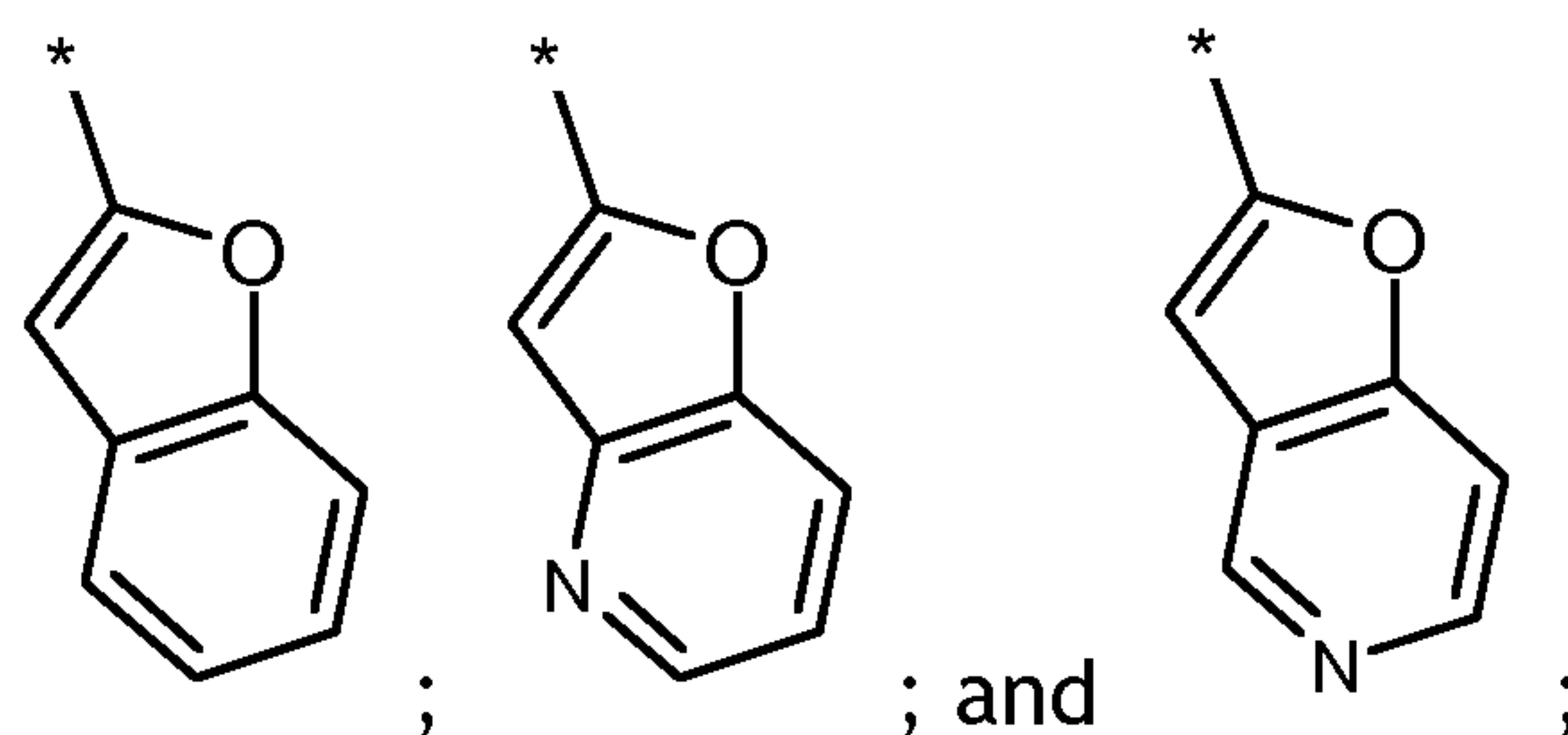
20



wherein * indicates the point of attachment of said groups with the rest of the molecule ;

25

(A) represents a group selected from :



wherein * indicates the point of attachment of said groups with the rest of the molecule ;

5

R1 represents a linear C₂-C₆-alkyl-, a branched C₃-C₆-alkyl-, or a C₃-C₆-cycloalkyl group which is optionally substituted with one or more substituents selected, independently from each other, from :

- 10 a halogen atom, a -CN, C₁-C₆-alkyl-, C₁-C₆-haloalkyl-, C₂-C₆-alkenyl-, C₂-C₆-alkynyl-, C₃-C₁₀-cycloalkyl- ; aryl- optionally substituted one or more times, independently from each other, with an R substituent ; heteroaryl- optionally substituted one or more times, independently from each other, with an R substituent ; -C(=O)NH₂, -C(=O)N(H)R', -C(=O)N(R')R'', -C(=O)OH, -C(=O)OR', -NH₂, -NHR', -N(R')R'', -N(H)C(=O)R', -N(R')C(=O)R', -OH, C₁-C₆-alkoxy-, C₁-C₆-haloalkoxy-, -OC(=O)R', -OC(=O)NH₂, -OC(=O)NHR', -OC(=O)N(R')R'', -SH, C₁-C₆-alkyl-S- group ;
- 15

R2 represents a C₁-C₆-alkyl- ; halo-C₁-C₆-alkyl- ; phenyl- optionally substituted one or more times, independently from each other, with an R substituent ; 5- or 6-membered heteroaryl- optionally substituted one or more times, independently from each other, with an R substituent ;

20

R3 represents a substituent selected from :

- 25 a halogen atom, a -CN, C₁-C₆-alkyl-, C₁-C₆-haloalkyl-, C₂-C₆-alkenyl-, C₂-C₆-alkynyl-, -C(=O)R', -C(=O)NH₂, -C(=O)N(H)R', -C(=O)N(R')R'', -NH₂, -NHR', -N(R')R'', -N(H)C(=O)R', -N(R')C(=O)R', -N(H)C(=O)NH₂, -N(H)C(=O)NHR', -N(H)C(=O)N(R')R'', -N(R')C(=O)NH₂, -N(R')C(=O)NHR', -N(R')C(=O)N(R')R'', -N(H)C(=O)OR', -N(R')C(=O)OR', -NO₂, -N(H)S(=O)R', -N(R')S(=O)R', -N(H)S(=O)₂R', -N(R')S(=O)₂R', -N=S(=O)(R')R'', -OH, C₁-C₆-alkoxy-, C₁-C₆-haloalkoxy-, -OC(=O)R', -SH, C₁-C₆-alkyl-
- 30

S-, -S(=O)R', -S(=O)₂R', -S(=O)₂NH₂, -S(=O)₂NHR', -S(=O)₂N(R')R'', -S(=O)(=NR')R'' group ;

R₄ represents a substituent selected from :

5

a hydrogen atom, a halogen atom, a -CN, C₁-C₆-alkyl-, C₁-C₆-haloalkyl-, C₃-C₁₀-cycloalkyl-, aryl-, heteroaryl- group ;

R represents a substituent selected from :

10

a halogen atom, a -CN, C₁-C₆-alkyl-, C₁-C₆-haloalkyl-, C₂-C₆-alkenyl-, C₂-C₆-alkynyl-, C₃-C₁₀-cycloalkyl-, 3- to 10-membered heterocycloalkyl-, aryl-, heteroaryl-, -C(=O)R', -C(=O)NH₂, -C(=O)N(H)R', -C(=O)N(R')R'', -C(=O)OR', -NH₂, -NHR', -N(R')R'', -N(H)C(=O)R', -N(R')C(=O)R', -N(H)C(=O)NH₂, -N(H)C(=O)NHR', -N(H)C(=O)N(R')R'', -N(R')C(=O)NH₂, -N(R')C(=O)NHR', -N(R')C(=O)N(R')R'', -N(H)C(=O)OR', -N(R')C(=O)OR', -NO₂, -N(H)S(=O)R', -N(R')S(=O)R', -N(H)S(=O)₂R', -N(R')S(=O)₂R', -N=S(=O)(R')R'', -OH, C₁-C₆-alkoxy-, C₁-C₆-haloalkoxy-, -OC(=O)R', -OC(=O)NH₂, -OC(=O)NHR', -OC(=O)N(R')R'', -SH, C₁-C₆-alkyl-S-, -S(=O)R', -S(=O)₂R', -S(=O)₂NH₂, -S(=O)₂NHR', -S(=O)₂N(R')R'', -S(=O)(=NR')R'' group ;

20

R' and R'' represent, independently from each other, a substituent selected from :

C₁-C₆-alkyl-, C₁-C₆-haloalkyl- ;

25

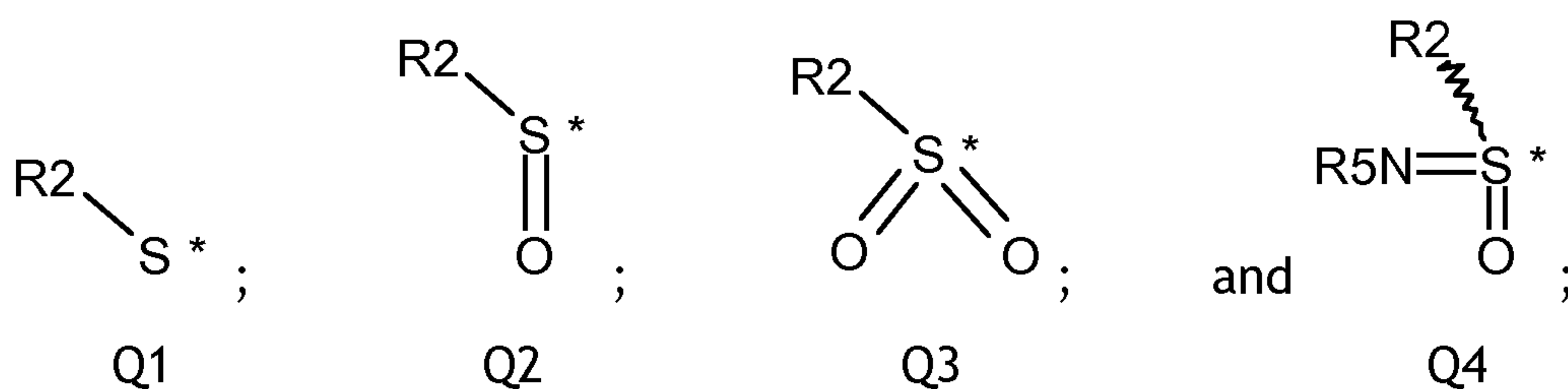
n represents an integer of 0, 1, 2 or 3 ;

or a stereoisomer, a tautomer, an N-oxide, a hydrate, a solvate, or a salt thereof, or a mixture of same.

30

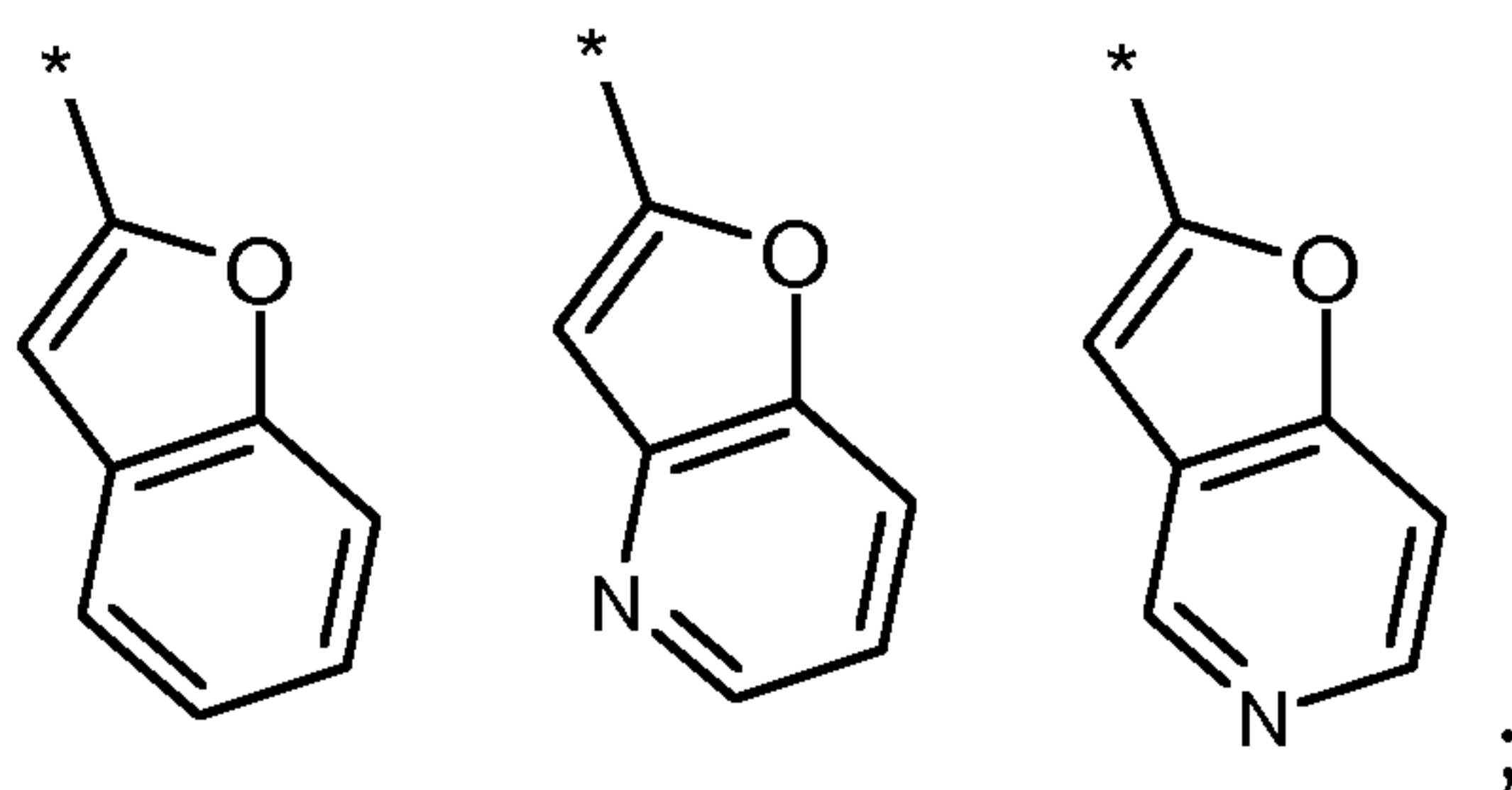
In accordance with a variant of the second embodiment of the first aspect, the present invention covers compounds of general formula (I), *supra*, in which :

Q represents a group selected from :



5 wherein * indicates the point of attachment of said groups with the rest of the molecule ;

(A) represents a group selected from :



10

wherein * indicates the point of attachment of said groups with the rest of the molecule ;

R1 represents a linear C₂-C₆-alkyl-, a branched C₃-C₆-alkyl-, or a C₃-C₆-cycloalkyl group which is optionally substituted with one or more substituents selected, independently from each other, from :

a halogen atom, a -CN, C₁-C₆-alkyl-, C₁-C₆-haloalkyl-, C₂-C₆-alkenyl-, C₂-C₆-alkynyl-, C₃-C₁₀-cycloalkyl- ; aryl- optionally substituted one or more times, independently from each other, with an R substituent ; heteroaryl- optionally substituted one or more times, independently from each other, with an R substituent ; -C(=O)NH₂, -C(=O)N(H)R', -C(=O)N(R')R'', -C(=O)OH, -C(=O)OR', -NH₂, -NHR', -N(R')R'', -N(H)C(=O)R', -N(R')C(=O)R', -OH, C₁-C₆-alkoxy-, C₁-C₆-haloalkoxy-, -OC(=O)R', -OC(=O)NH₂, -OC(=O)NHR', -OC(=O)N(R')R'', -SH, C₁-C₆-alkyl-S- group ;

25

R2 represents a C₁-C₆-alkyl- ; halo-C₁-C₆-alkyl- ; phenyl- optionally substituted one or more times, independently from each other, with an R substituent ; 5- or 6-membered heteroaryl- optionally substituted one or more times, independently from each other, with an R substituent ;

5

R3 represents a substituent selected from :

a halogen atom, a -CN, C₁-C₆-alkyl-, C₁-C₆-haloalkyl-, C₂-C₆-alkenyl-, C₂-C₆-alkynyl-, -C(=O)R', -C(=O)NH₂, -C(=O)N(H)R', -C(=O)N(R')R'', -NH₂, -NHR', -N(R')R'', -N(H)C(=O)R', -N(R')C(=O)R', -N(H)C(=O)NH₂, -N(H)C(=O)NHR', -N(H)C(=O)N(R')R'', -N(R')C(=O)NH₂, -N(R')C(=O)NHR', -N(R')C(=O)N(R')R'', -N(H)C(=O)OR', -N(R')C(=O)OR', -NO₂, -N(H)S(=O)R', -N(R')S(=O)R', -N(H)S(=O)₂R', -N(R')S(=O)₂R', -N=S(=O)(R')R'', -OH, C₁-C₆-alkoxy-, C₁-C₆-haloalkoxy-, -OC(=O)R', -SH, C₁-C₆-alkyl-S-, -S(=O)R', -S(=O)₂R', -S(=O)₂NH₂, -S(=O)₂NHR', -S(=O)₂N(R')R'', -S(=O)(=NR')R'' group ;

15

R4 represents a substituent selected from :

a hydrogen atom, a halogen atom, a -CN, C₁-C₆-alkyl-, C₁-C₆-haloalkyl, C₃-C₁₀-cycloalkyl-, aryl-, heteroaryl- group ;

20

R5 represents H or -CN, -C₁-C₆-alkyl, halo-C₁-C₆-alkyl, C₃-C₆-cycloalkyl, 3- to 7-membered heterocycloalkyl ; phenyl- optionally substituted one or more times, independently from each other, with an R substituent ; 5- or 6-membered heteroaryl- optionally substituted one or more times, independently from each other, with an R substituent ; a -C(=O)CF₃ group ;

25

R represents a substituent selected from :

a halogen atom, a -CN, C₁-C₆-alkyl-, C₁-C₆-haloalkyl-, C₂-C₆-alkenyl-, C₂-C₆-alkynyl-, C₃-C₁₀-cycloalkyl-, 3- to 10-membered heterocycloalkyl-, aryl-, heteroaryl-, -C(=O)NH₂, -C(=O)N(H)R', -C(=O)N(R')R'', -C(=O)OR', -NH₂, -NHR', -N(R')R'', -N(H)C(=O)R', -N(R')C(=O)R', -N(H)C(=O)NH₂, -N(H)C(=O)NHR', -N(H)C(=O)N(R')R'', -

30

$N(R')C(=O)NH_2$, $-N(R')C(=O)NHR'$, $-N(R')C(=O)N(R')R''$, $-N(H)C(=O)OR'$,
 $-N(R')C(=O)OR'$, $-NO_2$, $-N(H)S(=O)R'$, $-N(R')S(=O)R'$, $-N(H)S(=O)_2R'$, $-N(R')S(=O)_2R'$,
 $-N=S(=O)(R')R''$, $-OH$, C_1-C_6 -alkoxy-, C_1-C_6 -haloalkoxy-, $-OC(=O)R'$, $-OC(=O)NH_2$,
 $-OC(=O)NHR'$, $-OC(=O)N(R')R''$, $-SH$, C_1-C_6 -alkyl-S-, $-S(=O)R'$, $-S(=O)_2R'$, $-S(=O)_2NH_2$,
 $-S(=O)_2NHR'$, $-S(=O)_2N(R')R''$, $-S(=O)(=NR')R''$ group ;

R' and R'' represent, independently from each other, a substituent selected from :

C_1-C_6 -alkyl-, C_1-C_6 -haloalkyl- ;

10

n represents an integer of 0, 1, 2 or 3 ;

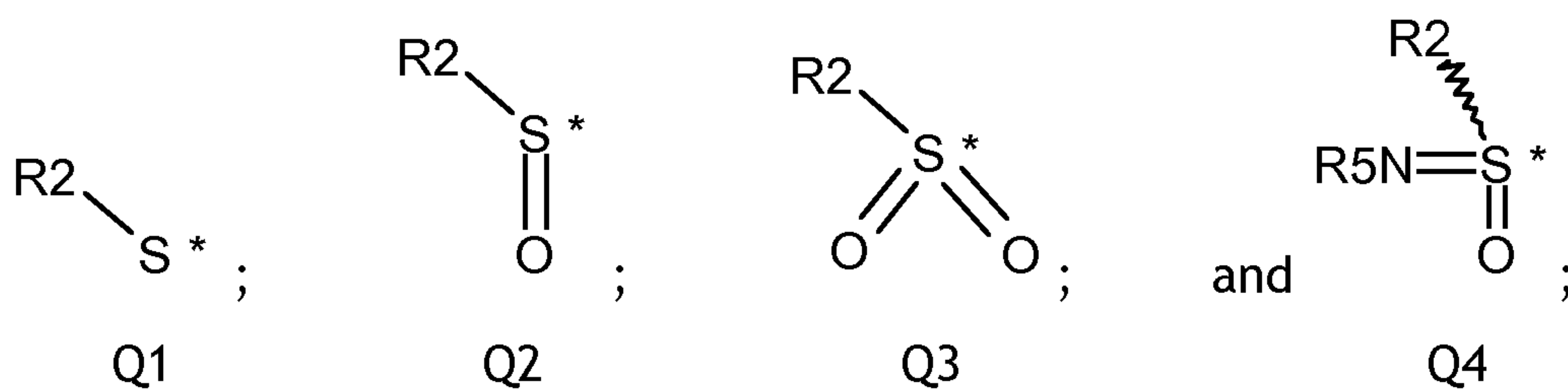
or a stereoisomer, a tautomer, an N-oxide, a hydrate, a solvate, or a salt thereof, or a mixture of same.

15

In accordance with a third embodiment of the first aspect, the present invention covers compounds of general formula (I), *supra*, in which :

Q represents a group selected from :

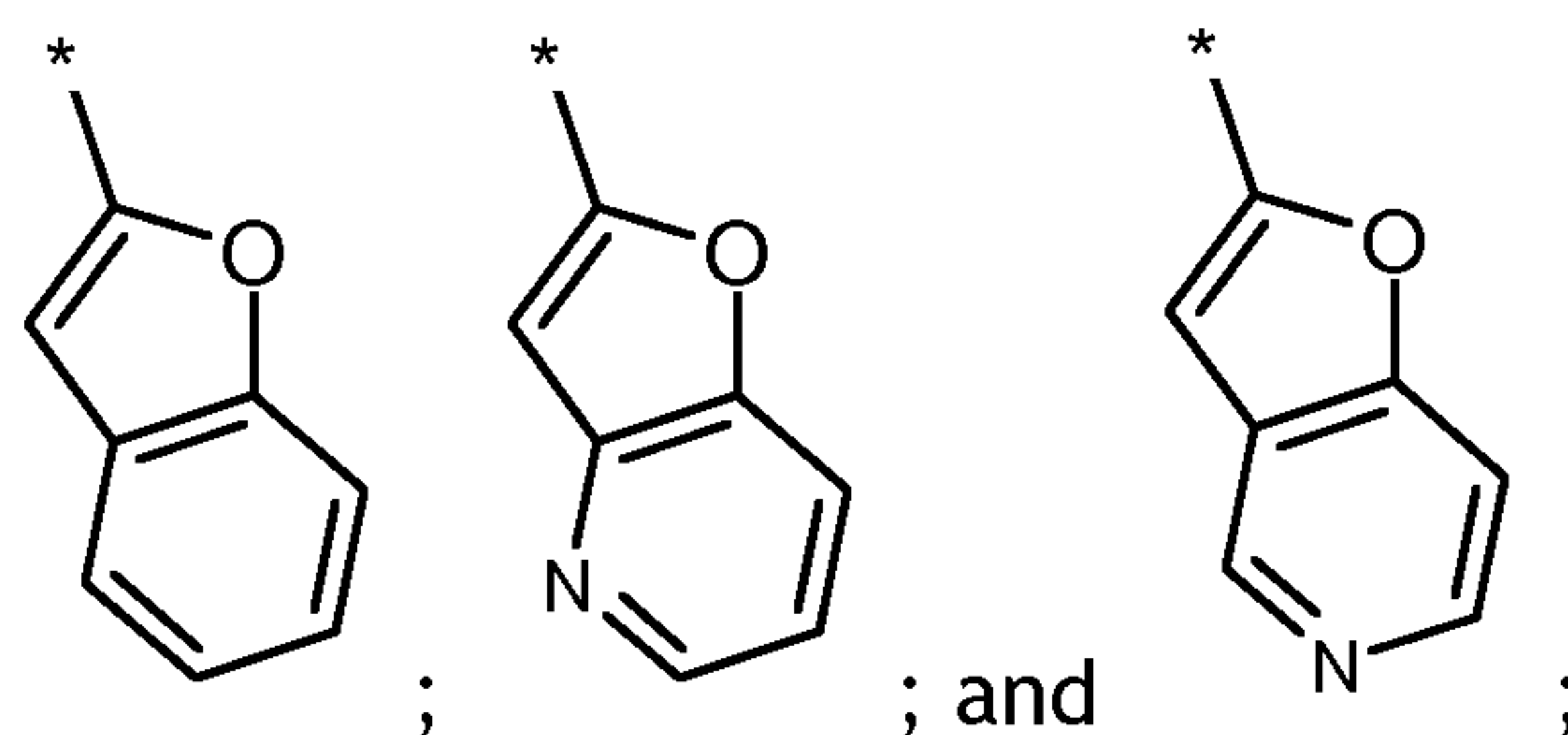
20



wherein * indicates the point of attachment of said groups with the rest of the molecule ;

25

(A) represents a group selected from :



wherein * indicates the point of attachment of said groups with the rest of the molecule ;

5

R1 represents a linear C₂-C₆-alkyl-, a branched C₃-C₆-alkyl-, or a C₃-C₆-cycloalkyl group which is optionally substituted with one or more substituents selected, independently from each other, from :

- 10 a halogen atom, a -CN, C₁-C₆-alkyl-, C₁-C₆-haloalkyl-, C₂-C₆-alkenyl-, C₂-C₆-alkynyl-, C₃-C₁₀-cycloalkyl- ; aryl- optionally substituted one or more times, independently from each other, with an R substituent ; heteroaryl- optionally substituted one or more times, independently from each other, with an R substituent ; -C(=O)NH₂, -C(=O)N(H)R', -C(=O)N(R')R'', -C(=O)OH, -C(=O)OR', -NH₂, -NHR', -N(R')R'', -N(H)C(=O)R', -N(R')C(=O)R', -OH, C₁-C₆-alkoxy-, C₁-C₆-haloalkoxy-, -OC(=O)R', -OC(=O)NH₂, -OC(=O)NHR', -OC(=O)N(R')R'', -SH, C₁-C₆-alkyl-S- group ;
- 15

R2 represents a C₁-C₆-alkyl- ; halo-C₁-C₆-alkyl- ; phenyl- optionally substituted one or more times, independently from each other, with an R substituent ; 5- or 6-membered heteroaryl- optionally substituted one or more times, independently from each other, with an R substituent ;

20

R3 represents a substituent selected from :

- 25 a halogen atom, a -CN, C₁-C₆-alkyl-, C₁-C₆-haloalkyl-, -OH, C₁-C₆-alkoxy-, C₁-C₆-haloalkoxy- group ;

R4 represents a substituent selected from :

a hydrogen atom, a halogen atom, a -CN, C₁-C₆-alkyl-, C₁-C₆-haloalkyl-, C₃-C₁₀-cycloalkyl-, aryl-, heteroaryl- group ;

R represents a substituent selected from :

5

a halogen atom, a -CN, C₁-C₆-alkyl-, C₁-C₆-haloalkyl-, C₂-C₆-alkenyl-, C₂-C₆-alkynyl-, C₃-C₁₀-cycloalkyl-, 3- to 10-membered heterocycloalkyl-, aryl-, heteroaryl-, -C(=O)R', -C(=O)NH₂, -C(=O)N(H)R', -C(=O)N(R')R'', -C(=O)OR', -NH₂, -NHR', -N(R')R'', -N(H)C(=O)R', -N(R')C(=O)R', -N(H)C(=O)NH₂, -N(H)C(=O)NHR', -N(H)C(=O)N(R')R'', -N(R')C(=O)NH₂, -N(R')C(=O)NHR', -N(R')C(=O)N(R')R'', -N(H)C(=O)OR', -N(R')C(=O)OR', -NO₂, -N(H)S(=O)R', -N(R')S(=O)R', -N(H)S(=O)₂R', -N(R')S(=O)₂R',

10

-N=S(=O)(R')R'', -OH, C₁-C₆-alkoxy-, C₁-C₆-haloalkoxy-, -OC(=O)R', -OC(=O)NH₂, -OC(=O)NHR', -OC(=O)N(R')R'', -SH, C₁-C₆-alkyl-S-, -S(=O)R', -S(=O)₂R', -S(=O)₂NH₂, -S(=O)₂NHR', -S(=O)₂N(R')R'', -S(=O)(=NR')R'' group ;

15

R' and R'' represent, independently from each other, a substituent selected from :

C₁-C₆-alkyl-, C₁-C₆-haloalkyl- ;

20

n represents an integer of 0 or 1 ;

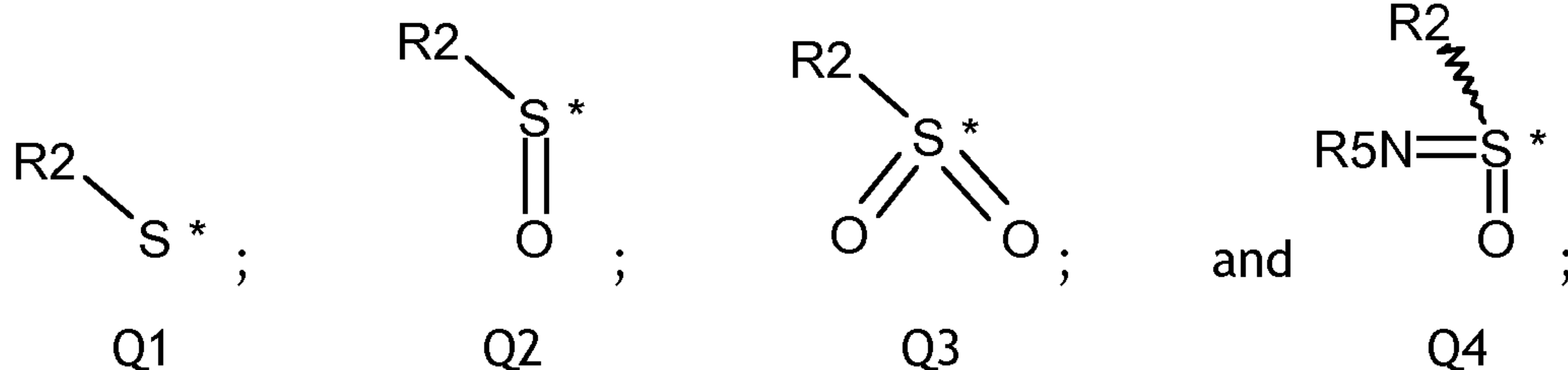
or a stereoisomer, a tautomer, an N-oxide, a hydrate, a solvate, or a salt thereof, or a mixture of same.

25

In accordance with a variant of the third embodiment of the first aspect, the present invention covers compounds of general formula (I), *supra*, in which :

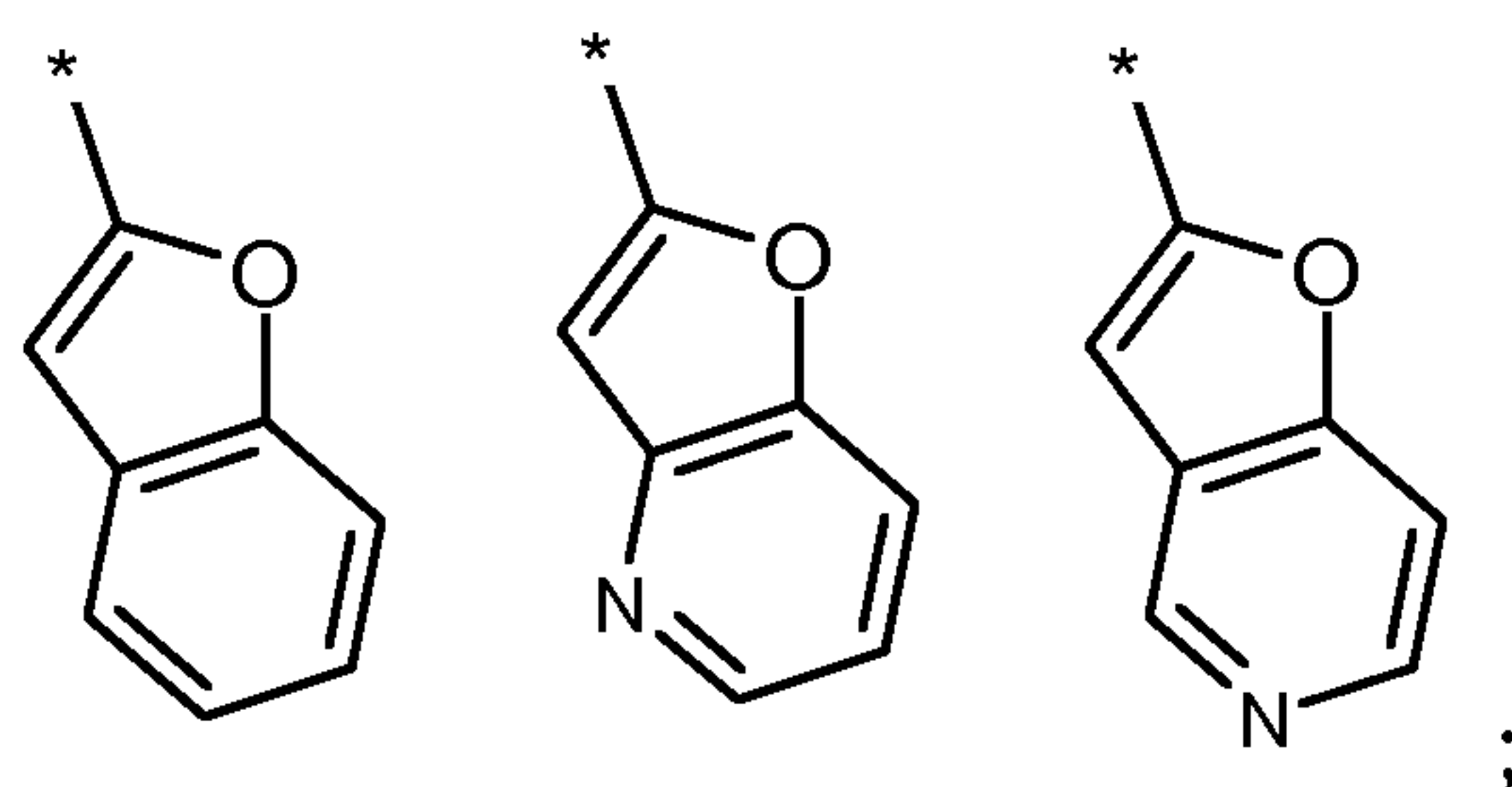
Q represents a group selected from :

30



wherein * indicates the point of attachment of said groups with the rest of the molecule ;

5 A represents a group selected from :



wherein * indicates the point of attachment of said groups with the rest of the molecule ;

10

R1 represents a linear C₂-C₆-alkyl-, a branched C₃-C₆-alkyl-, or a C₃-C₆-cycloalkyl group which is optionally substituted with one or more substituents selected, independently from each other, from :

15 a halogen atom, a -CN, C₁-C₆-alkyl-, C₁-C₆-haloalkyl-, C₂-C₆-alkenyl-, C₂-C₆-alkynyl-, C₃-C₁₀-cycloalkyl- ; aryl- optionally substituted one or more times, independently from each other, with an R substituent ; heteroaryl- optionally substituted one or more times, independently from each other, with an R substituent ; -C(=O)NH₂, -C(=O)N(H)R', -C(=O)N(R')R'', -C(=O)OH, -C(=O)OR', -NH₂, -NHR', -N(R')R'', -N(H)C(=O)R', -N(R')C(=O)R', -OH, C₁-C₆-alkoxy-, C₁-C₆-haloalkoxy-, -OC(=O)R', -OC(=O)NH₂, -OC(=O)NHR', -OC(=O)N(R')R'', -SH, C₁-C₆-alkyl-S- group ;

20

R2 represents a C₁-C₆-alkyl- ; halo-C₁-C₆-alkyl- ; phenyl- optionally substituted one or more times, independently from each other, with an R substituent ; 5- or 6-

25 membered heteroaryl- optionally substituted one or more times, independently from each other, with an R substituent ;

R3 represents a substituent selected from :

a halogen atom, a -CN, C₁-C₆-alkyl-, C₁-C₆-haloalkyl-, -OH, C₁-C₆-alkoxy-, C₁-C₆-haloalkoxy- group ;

R₄ represents a substituent selected from :

5

a hydrogen atom, a halogen atom, a -CN, C₁-C₆-alkyl-, C₁-C₆-haloalkyl-, C₃-C₁₀-cycloalkyl-, aryl-, heteroaryl- group ;

10 R₅ represents H or -CN, -C₁-C₆-alkyl, halo-C₁-C₆-alkyl, C₃-C₆-cycloalkyl, 3- to 7-membered heterocycloalkyl ; phenyl- optionally substituted one or more times, independently from each other, with an R substituent ; 5- or 6-membered heteroaryl- optionally substituted one or more times, independently from each other, with an R substituent ; a -C(=O)CF₃ group ;

15 R represents a substituent selected from :

20 a halogen atom, a -CN, C₁-C₆-alkyl-, C₁-C₆-haloalkyl-, C₂-C₆-alkenyl-, C₂-C₆-alkynyl-, C₃-C₁₀-cycloalkyl-, 3- to 10-membered heterocycloalkyl-, aryl-, heteroaryl-, -C(=O)NH₂, -C(=O)N(H)R', -C(=O)N(R')R'', -C(=O)OR', -NH₂, -NHR', -N(R')R'', -N(H)C(=O)R', -N(R')C(=O)R', -N(H)C(=O)NH₂, -N(H)C(=O)NHR', -N(H)C(=O)N(R')R'', -N(R')C(=O)NH₂, -N(R')C(=O)NHR', -N(R')C(=O)N(R')R'', -N(H)C(=O)OR', -N(R')C(=O)OR', -NO₂, -N(H)S(=O)R', -N(R')S(=O)R', -N(H)S(=O)₂R', -N(R')S(=O)₂R', -N=S(=O)(R')R'', -OH, C₁-C₆-alkoxy-, C₁-C₆-haloalkoxy-, -OC(=O)R', -OC(=O)NH₂, -OC(=O)NHR', -OC(=O)N(R')R'', -SH, C₁-C₆-alkyl-S-, -S(=O)R', -S(=O)₂R', -S(=O)₂NH₂, -S(=O)₂NHR', -S(=O)₂N(R')R'', -S(=O)(=NR')R'' group ;

25

R' and R'' represent, independently from each other, a substituent selected from :

C₁-C₆-alkyl-, C₁-C₆-haloalkyl- ;

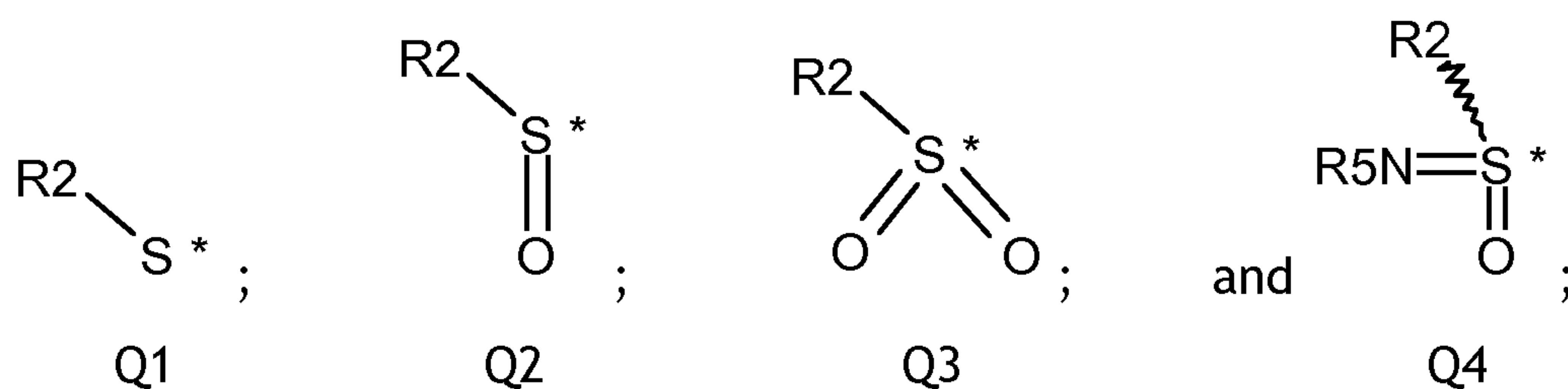
30

n represents an integer of 0 or 1 ;

or a stereoisomer, a tautomer, an N-oxide, a hydrate, a solvate, or a salt thereof, or a mixture of same.

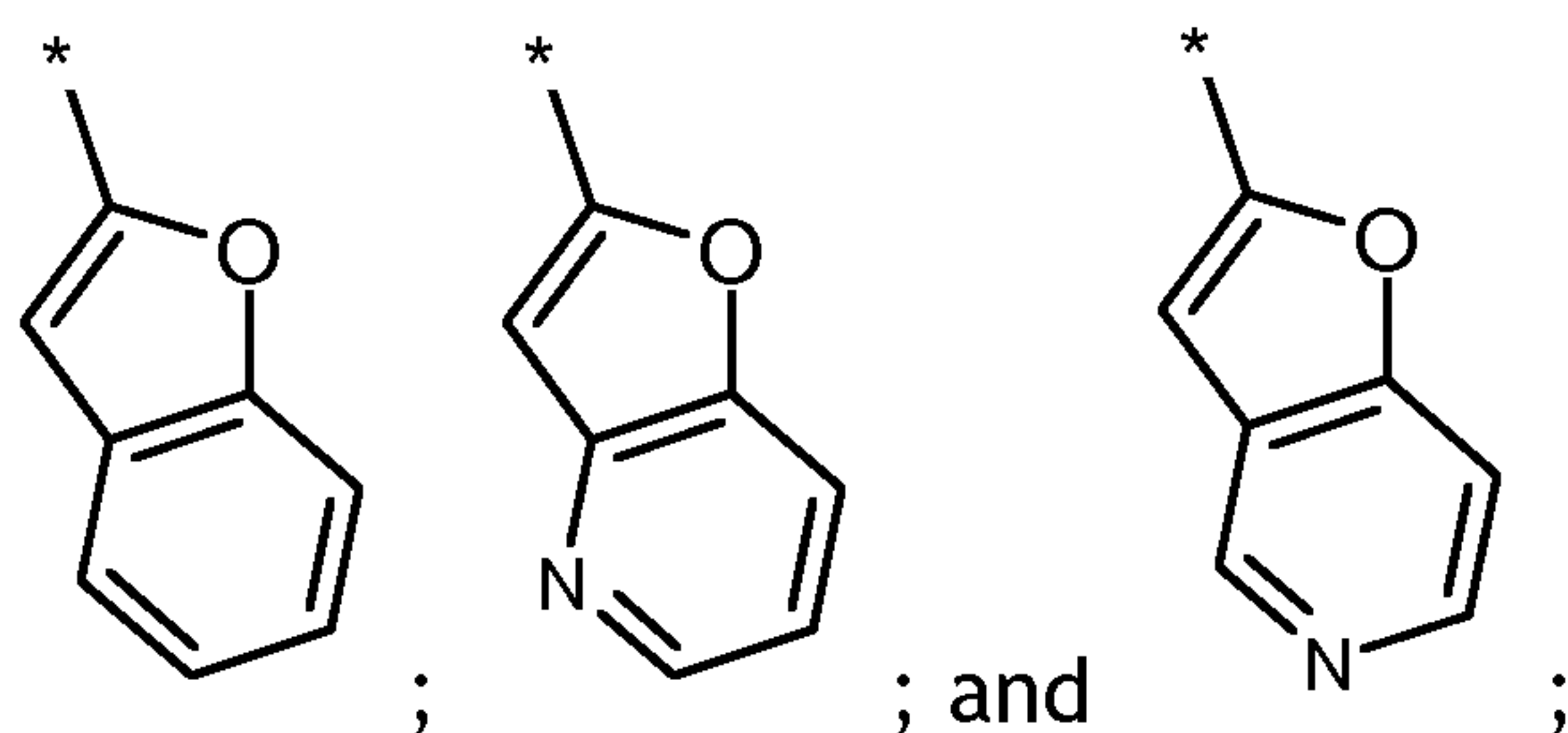
In accordance with a fourth embodiment of the first aspect, the present invention covers compounds of general formula (I), *supra*, in which :

5 Q represents a group selected from :



10 wherein * indicates the point of attachment of said groups with the rest of the molecule ;

(A) represents a group selected from :



15

wherein * indicates the point of attachment of said groups with the rest of the molecule ;

R1 represents a linear C₂-C₆-alkyl-, a branched C₃-C₆-alkyl-, or a C₃-C₆-cycloalkyl group which is optionally substituted with one or more substituents selected, independently from each other, from :

a halogen atom, a -CN, C₁-C₃-alkyl-, C₁-C₃-haloalkyl-, C₃-C₆-cycloalkyl- ; aryl- optionally substituted one or two times, independently from each other, with an R substituent ; heteroaryl- optionally substituted one or two times, independently

from each other, with an R substituent ; -C(=O)NH₂, -NH₂, -NHR', -N(R')R'', -OH, C₁-C₃-alkoxy-, C₁-C₃-haloalkoxy- ;

R₂ represents a C₁-C₆-alkyl- ; halo-C₁-C₆-alkyl- ; phenyl- optionally substituted one or more times, independently from each other, with an R substituent ; 5- or 6-membered heteroaryl- optionally substituted one or more times, independently from each other, with an R substituent ;

R₃ represents a substituent selected from :

a halogen atom, a -CN, C₁-C₆-alkyl-, C₁-C₆-haloalkyl-, -OH, C₁-C₆-alkoxy-, C₁-C₆-haloalkoxy- group ;

R₄ represents a substituent selected from :

a hydrogen atom, a halogen atom, a -CN, C₁-C₆-alkyl-, C₁-C₆-haloalkyl-, C₃-C₁₀-cycloalkyl-, aryl-, heteroaryl- group ;

R represents a substituent selected from :

a halogen atom, a -CN, C₁-C₆-alkyl-, C₁-C₆-haloalkyl-, C₂-C₆-alkenyl-, C₂-C₆-alkynyl-, C₃-C₁₀-cycloalkyl-, 3- to 10-membered heterocycloalkyl-, aryl-, heteroaryl-, -C(=O)R', -C(=O)NH₂, -C(=O)N(H)R', -C(=O)N(R')R'', -C(=O)OR', -NH₂, -NHR', -N(R')R'', -N(H)C(=O)R', -N(R')C(=O)R', -N(H)C(=O)NH₂, -N(H)C(=O)NHR', -N(H)C(=O)N(R')R'', -N(R')C(=O)NH₂, -N(R')C(=O)NHR', -N(R')C(=O)N(R')R'', -N(H)C(=O)OR', -N(R')C(=O)OR', -NO₂, -N(H)S(=O)R', -N(R')S(=O)R', -N(H)S(=O)₂R', -N(R')S(=O)₂R', -N=S(=O)(R')R'', -OH, C₁-C₆-alkoxy-, C₁-C₆-haloalkoxy-, -OC(=O)R', -OC(=O)NH₂, -OC(=O)NHR', -OC(=O)N(R')R'', -SH, C₁-C₆-alkyl-S-, -S(=O)R', -S(=O)₂R', -S(=O)₂NH₂, -S(=O)₂NHR', -S(=O)₂N(R')R'', -S(=O)(=NR')R'' group ;

R' and R'' represent, independently from each other, a substituent selected from :

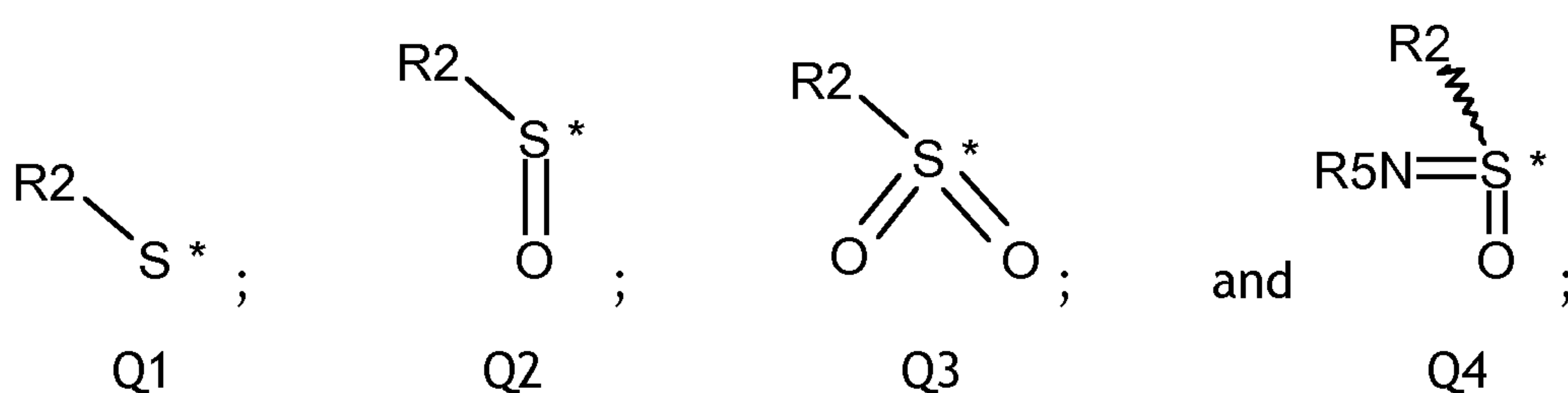
C₁-C₆-alkyl-, C₁-C₆-haloalkyl- ;

n represents an integer of 0 or 1 ;

or a stereoisomer, a tautomer, an N-oxide, a hydrate, a solvate, or a salt thereof,
5 or a mixture of same.

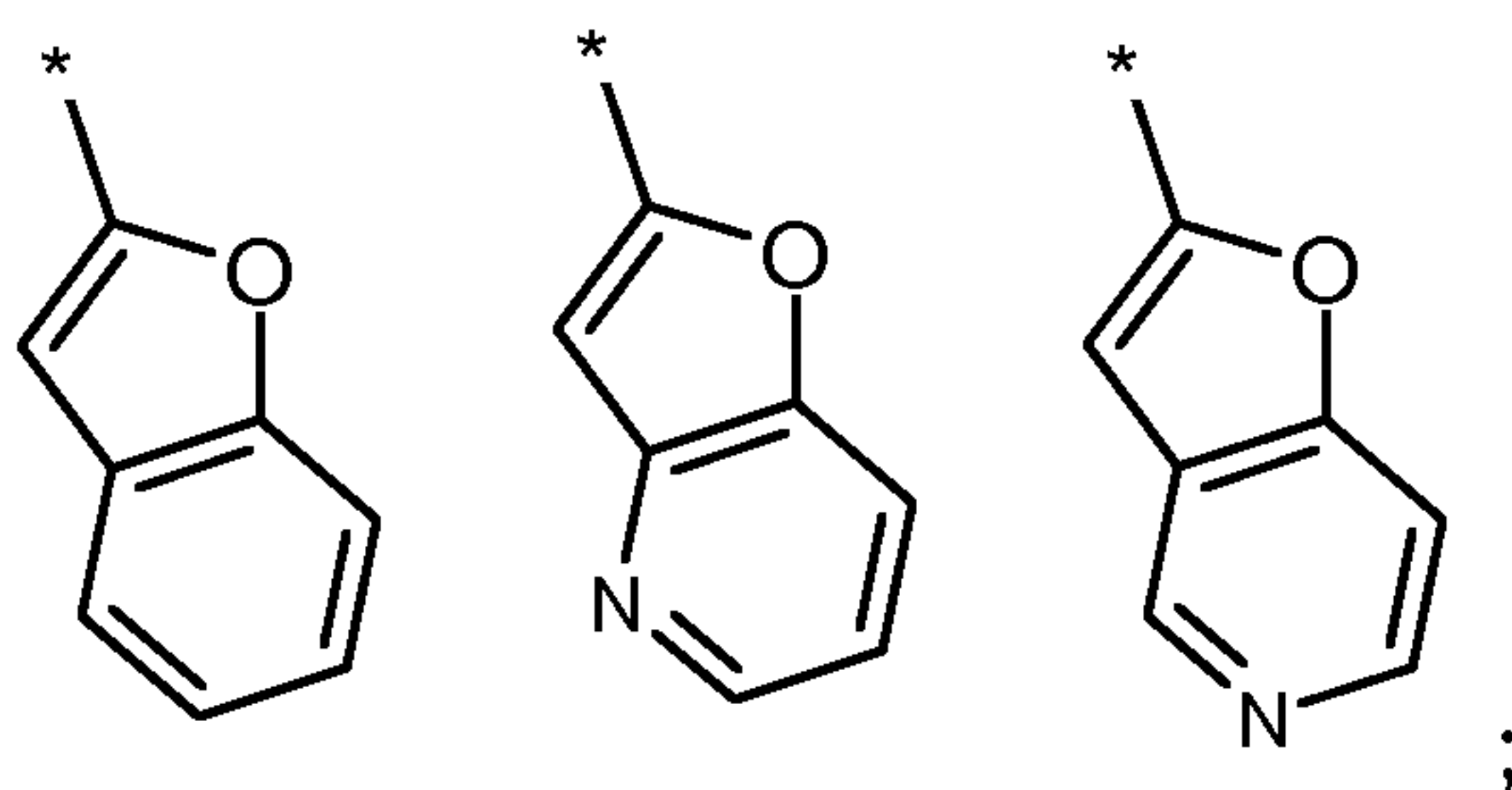
In accordance with a variant of the fourth embodiment of the first aspect, the present invention covers compounds of general formula (I), *supra*, in which :

10 Q represents a group selected from :



15 wherein * indicates the point of attachment of said groups with the rest of the molecule ;

(A) represents a group selected from :



20

wherein * indicates the point of attachment of said groups with the rest of the molecule ;

R1 represents a linear C₂-C₆-alkyl-, a branched C₃-C₆-alkyl-, or a C₃-C₆-cycloalkyl
25 group which is optionally substituted with one or more substituents selected, independently from each other, from :

a halogen atom, a -CN, C₁-C₃-alkyl-, C₁-C₃-haloalkyl-, C₃-C₆-cycloalkyl- ; aryl- optionally substituted one or two times, independently from each other, with an R substituent ; heteroaryl- optionally substituted one or two times, independently from each other, with an R substituent ; -C(=O)NH₂, -NH₂, -NHR', -N(R')R'', -OH, C₁-C₃-alkoxy-, C₁-C₃-haloalkoxy- ;

R₂ represents a C₁-C₆-alkyl- ; halo-C₁-C₆-alkyl- ; phenyl- optionally substituted one or more times, independently from each other, with an R substituent ; 5- or 6-membered heteroaryl- optionally substituted one or more times, independently from each other, with an R substituent ;

R₃ represents a substituent selected from :

a halogen atom, a -CN, C₁-C₆-alkyl-, C₁-C₆-haloalkyl-, -OH, C₁-C₆-alkoxy-, C₁-C₆-haloalkoxy- group ;

R₄ represents a substituent selected from :

a hydrogen atom, a halogen atom, a -CN, C₁-C₆-alkyl-, C₁-C₆-haloalkyl-, C₃-C₁₀-cycloalkyl-, aryl-, heteroaryl- group ;

R₅ represents H or -CN, -C₁-C₆-alkyl, halo-C₁-C₆-alkyl, C₃-C₆-cycloalkyl, 3- to 7-membered heterocycloalkyl ; phenyl- optionally substituted one or more times, independently from each other, with an R substituent ; 5- or 6-membered heteroaryl- optionally substituted one or more times, independently from each other, with an R substituent ; a -C(=O)CF₃ group ;

R represents a substituent selected from :

a halogen atom, a -CN, C₁-C₆-alkyl-, C₁-C₆-haloalkyl-, C₂-C₆-alkenyl-, C₂-C₆-alkynyl-, C₃-C₁₀-cycloalkyl-, 3- to 10-membered heterocycloalkyl-, aryl-, heteroaryl-, -C(=O)NH₂, -C(=O)N(H)R', -C(=O)N(R')R'', -C(=O)OR', -NH₂, -NHR', -N(R')R'', -N(H)C(=O)R', -N(R')C(=O)R', -N(H)C(=O)NH₂, -N(H)C(=O)NHR', -N(H)C(=O)N(R')R'', -

$N(R')C(=O)NH_2$, $-N(R')C(=O)NHR'$, $-N(R')C(=O)N(R')R''$, $-N(H)C(=O)OR'$, $-$
 $N(R')C(=O)OR'$, $-NO_2$, $-N(H)S(=O)R'$, $-N(R')S(=O)R'$, $-N(H)S(=O)_2R'$, $-N(R')S(=O)_2R'$,
 $-N=S(=O)(R')R''$, $-OH$, C_1-C_6 -alkoxy-, C_1-C_6 -haloalkoxy-, $-OC(=O)R'$, $-OC(=O)NH_2$, $-$
 $OC(=O)NHR'$, $-OC(=O)N(R')R''$, $-SH$, C_1-C_6 -alkyl-S-, $-S(=O)R'$, $-S(=O)_2R'$, $-S(=O)_2NH_2$, $-$
 5 $S(=O)_2NHR'$, $-S(=O)_2N(R')R''$, $-S(=O)(=NR')R''$ group ;

R' and R'' represent, independently from each other, a substituent selected from :

C_1-C_6 -alkyl-, C_1-C_6 -haloalkyl- ;

10

n represents an integer of 0 or 1 ;

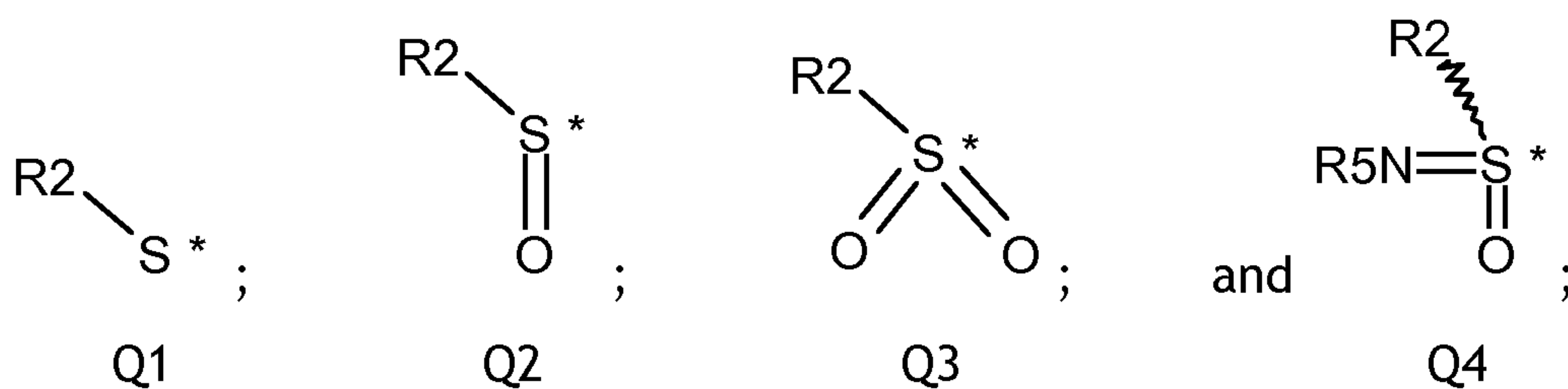
or a stereoisomer, a tautomer, an N-oxide, a hydrate, a solvate, or a salt thereof, or a mixture of same.

15

In accordance with a fifth embodiment of the first aspect, the present invention covers compounds of general formula (I), *supra*, in which :

Q represents a group selected from :

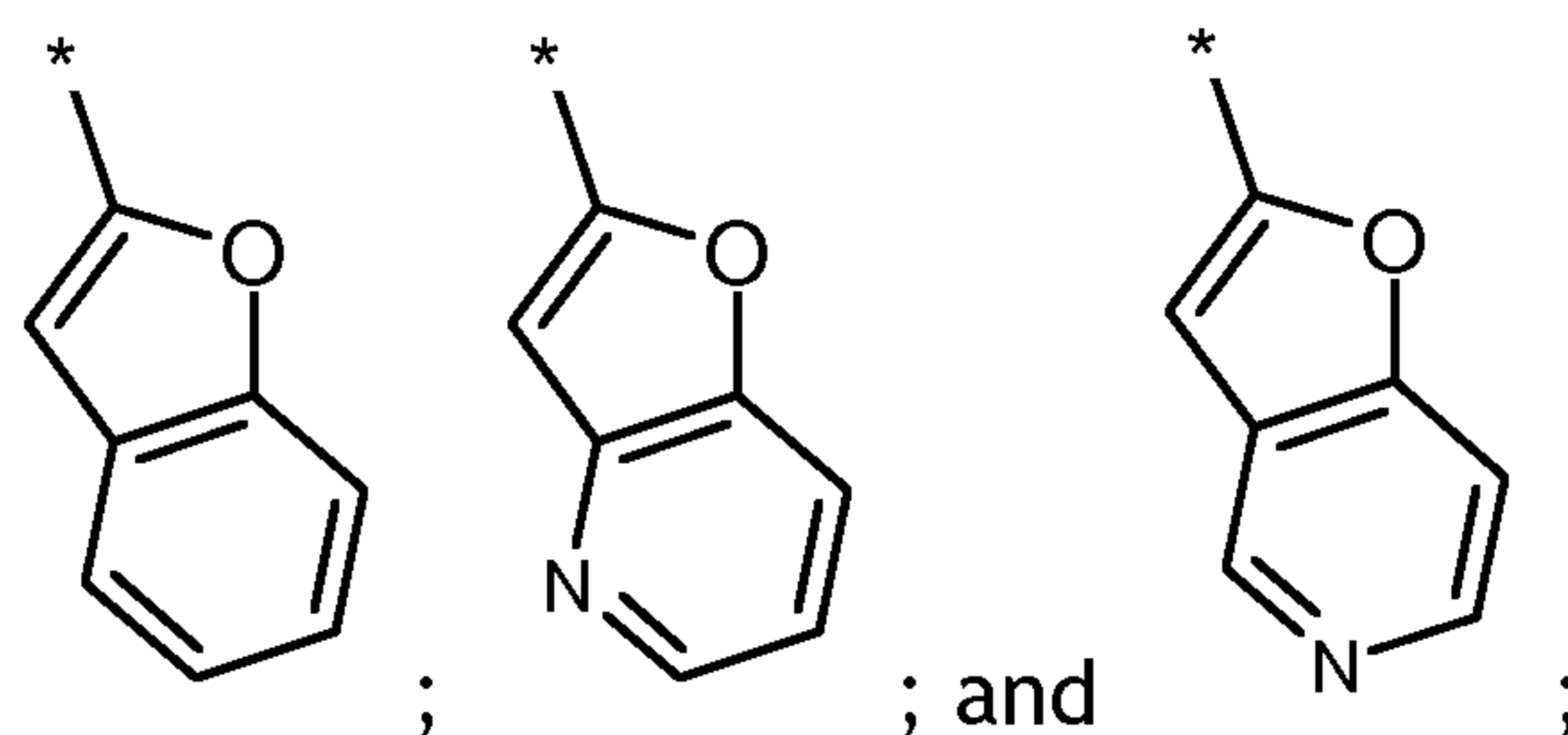
20



wherein * indicates the point of attachment of said groups with the rest of the molecule ;

25

Ⓐ represents a group selected from :



wherein * indicates the point of attachment of said groups with the rest of the molecule ;

5

R1 represents a linear C₂-C₆-alkyl- group ;

R2 represents a C₁-C₆-alkyl- ;

10 R3 represents a substituent selected from :

a halogen atom, C₁-C₆-alkyl-, C₁-C₆-alkoxy- group ;

R4 represents a :

15

a hydrogen atom, a C₁-C₆-alkyl-, or aryl group ;

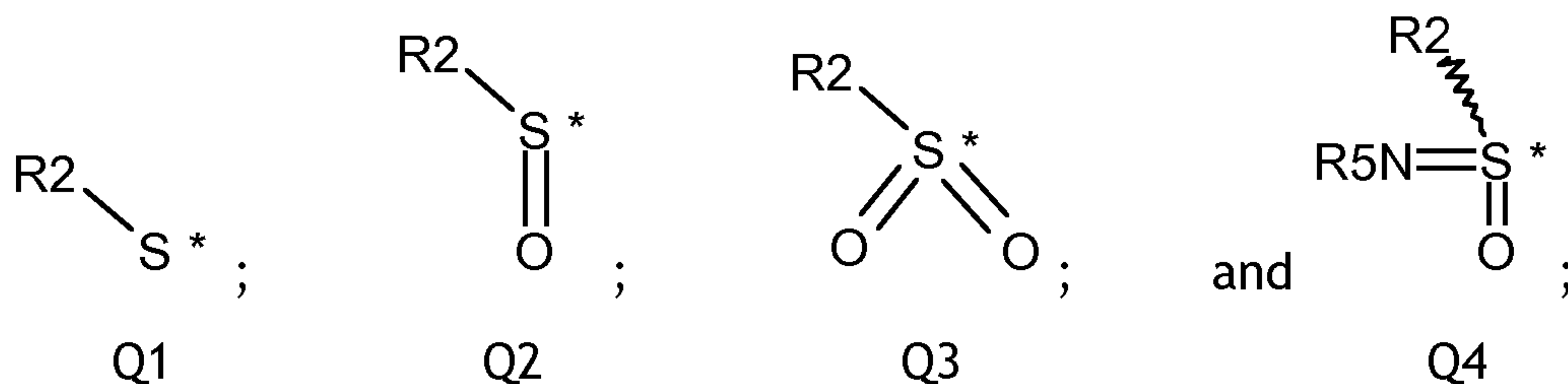
n represents an integer of 0 or 1 ;

20 or a stereoisomer, a tautomer, an N-oxide, a hydrate, a solvate, or a salt thereof, or a mixture of same.

In accordance with a variant of the fifth embodiment of the first aspect, the present invention covers compounds of general formula (I), *supra*, in which :

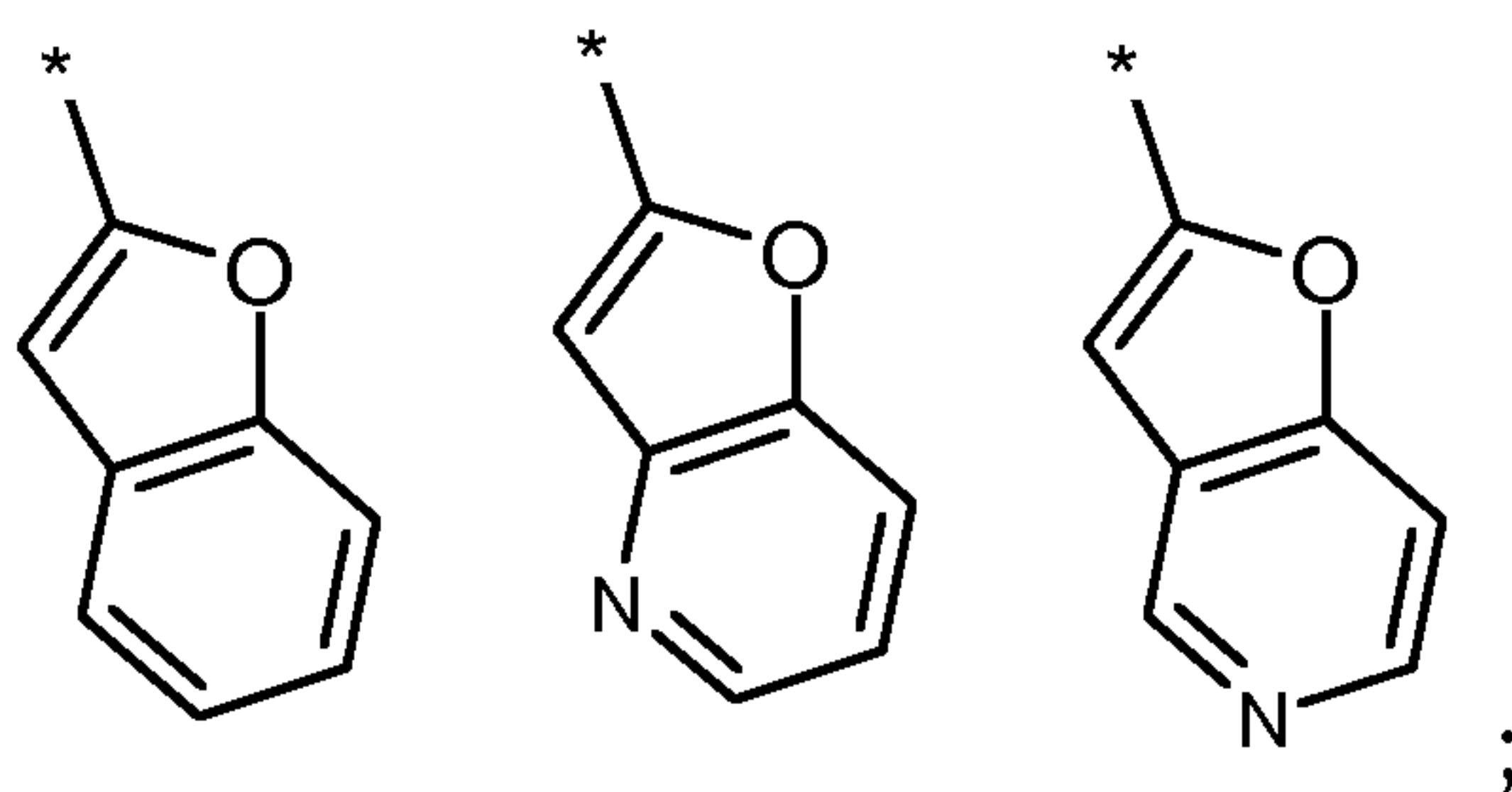
25

Q represents a group selected from :



wherein * indicates the point of attachment of said groups with the rest of the
5 molecule ;

(A) represents a group selected from :



10 wherein * indicates the point of attachment of said groups with the rest of the
molecule ;

R1 represents a linear C₂-C₆-alkyl- group ;

15 R2 represents a C₁-C₆-alkyl- ;

R3 represents a substituent selected from :

a C₁-C₆-alkoxy- group ;

20

R4 represents a :

a hydrogen atom ;

25 R5 represents H or -CN; a -C(=O)CF₃ group ;

n represents an integer of 0 or 1 ;

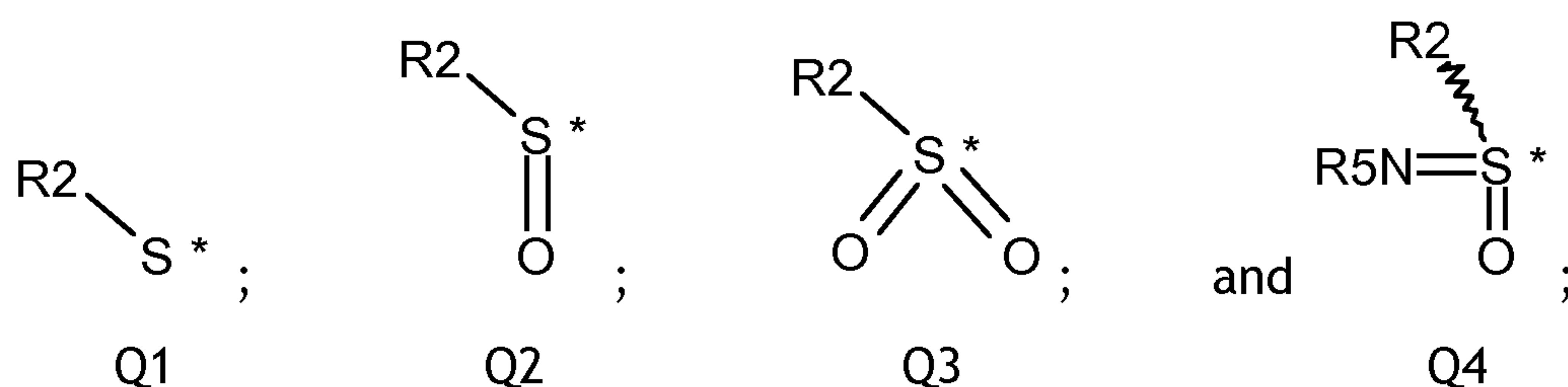
or a stereoisomer, a tautomer, an N-oxide, a hydrate, a solvate, or a salt thereof, or a mixture of same.

5

In a further embodiment of the above-mentioned aspect, the invention relates to compounds of formula (I), wherein :

Q represents a group selected from :

10

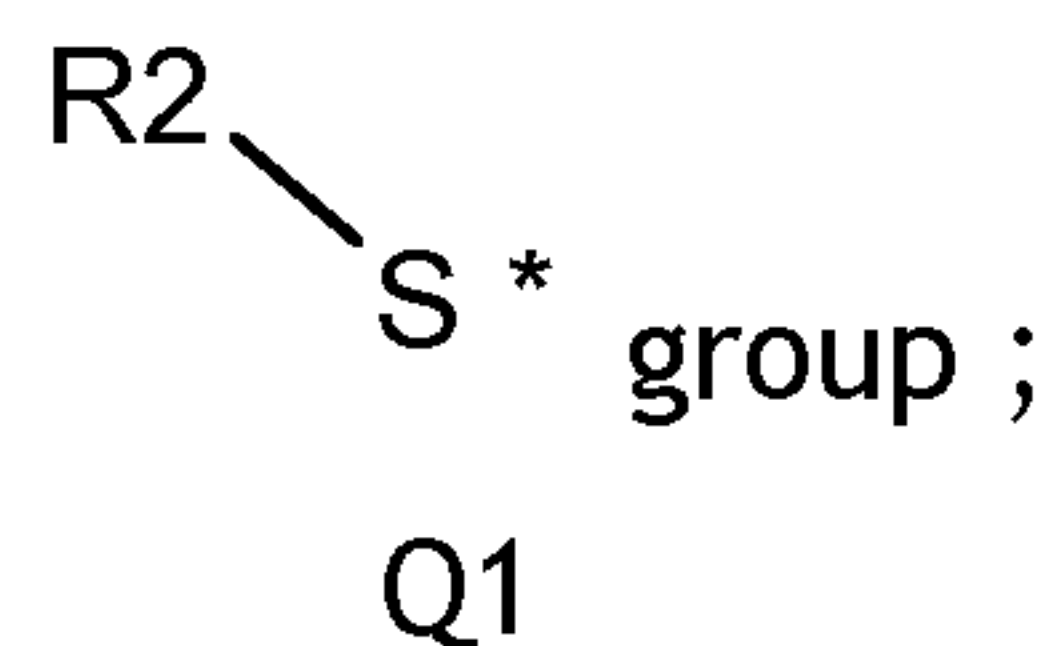


15

wherein * indicates the point of attachment of said groups with the rest of the molecule.

In a further embodiment of the above-mentioned aspect, the invention relates to compounds of formula (I), wherein :

20 Q is Q1, which represents a :

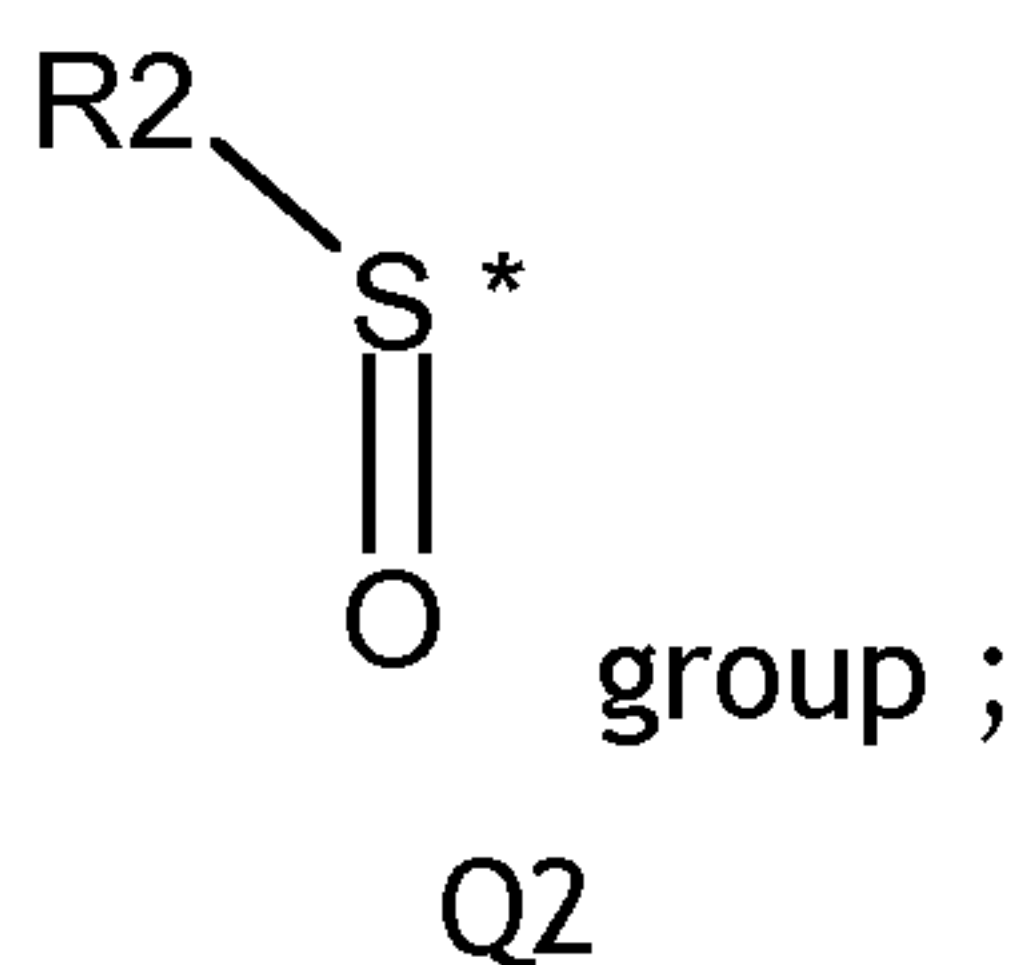


25

wherein * indicates the point of attachment of said groups with the rest of the molecule.

In a further embodiment of the above-mentioned aspect, the invention relates to compounds of formula (I), wherein :

30 Q is Q2, which represents a :

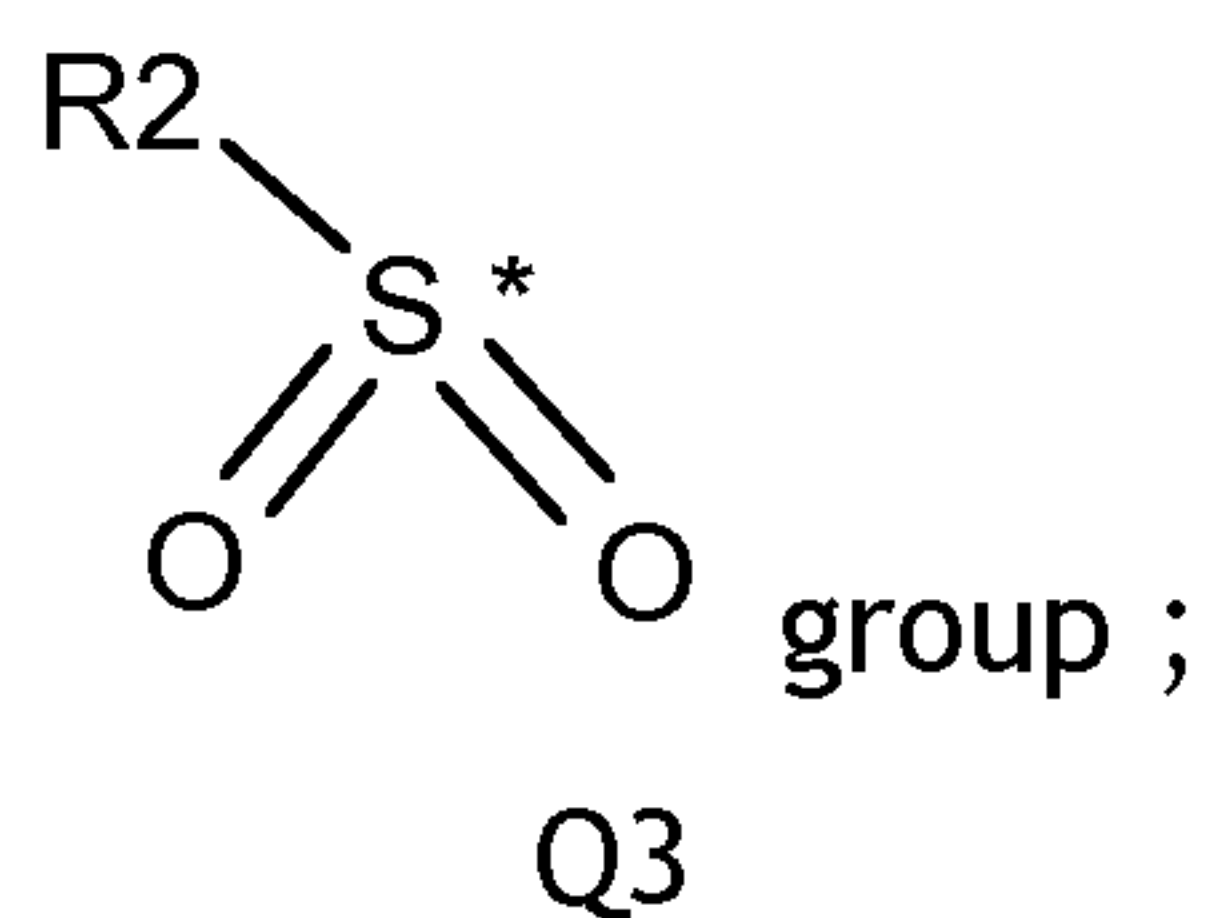


wherein * indicates the point of attachment of said groups with the rest of the molecule.

5

In a further embodiment of the above-mentioned aspect, the invention relates to compounds of formula (I), wherein :

Q is Q3, which represents a :



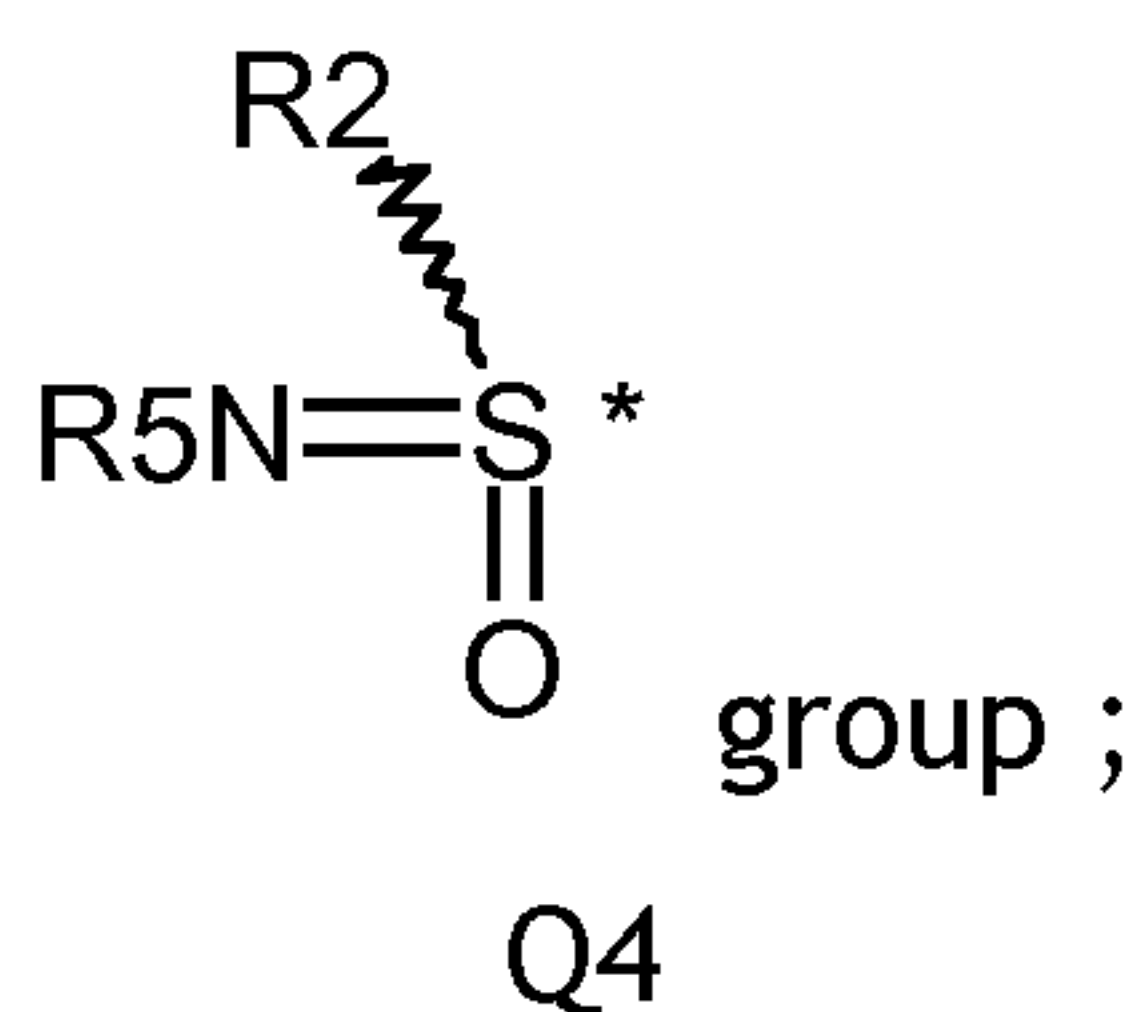
10

wherein * indicates the point of attachment of said groups with the rest of the molecule.

15

In a further embodiment of the above-mentioned aspect, the invention relates to compounds of formula (I), wherein :

Q is Q4, which represents a :



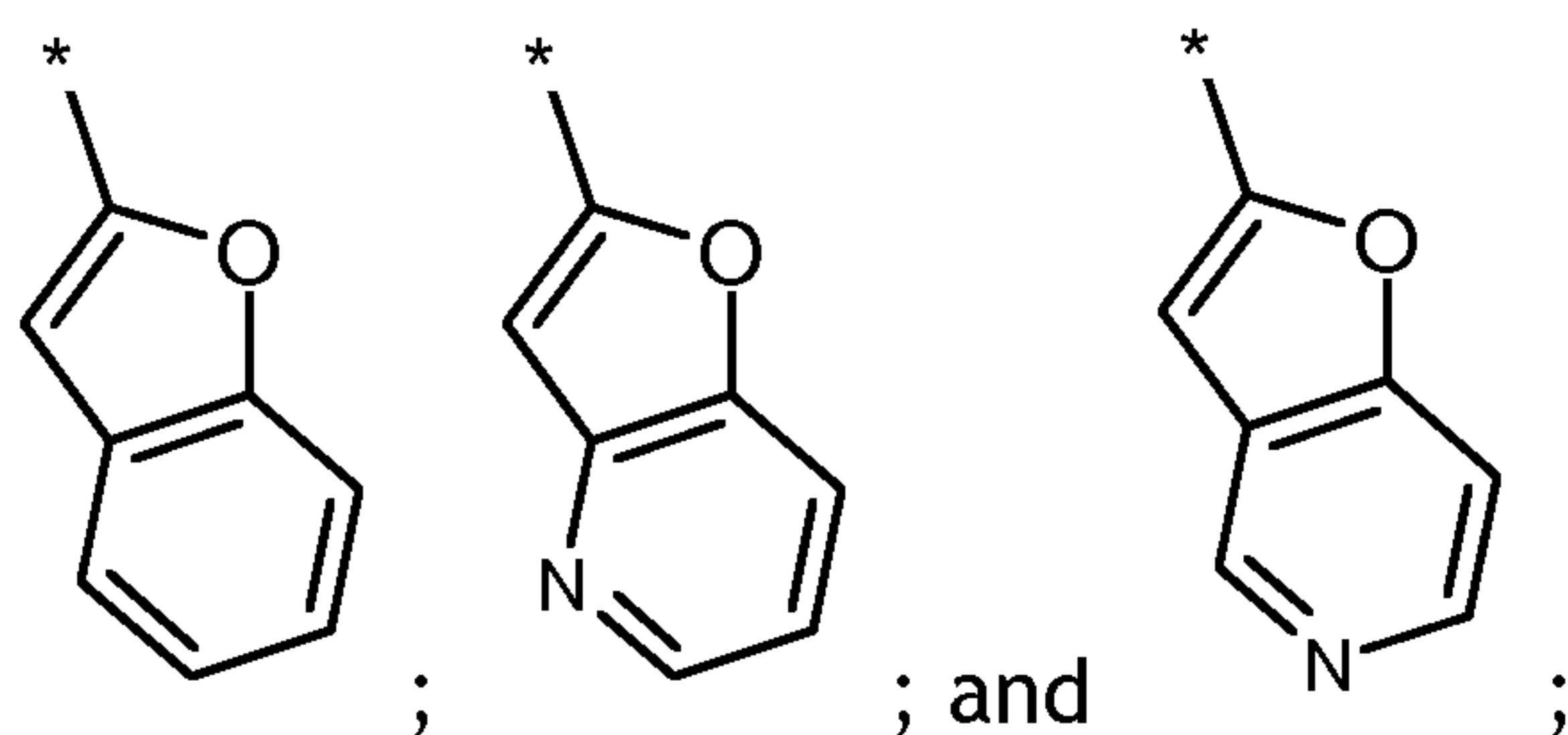
20

wherein * indicates the point of attachment of said groups with the rest of the molecule.

25

In a further embodiment of the above-mentioned aspect, the invention relates to compounds of formula (I), wherein :

(A) represents a group selected from :

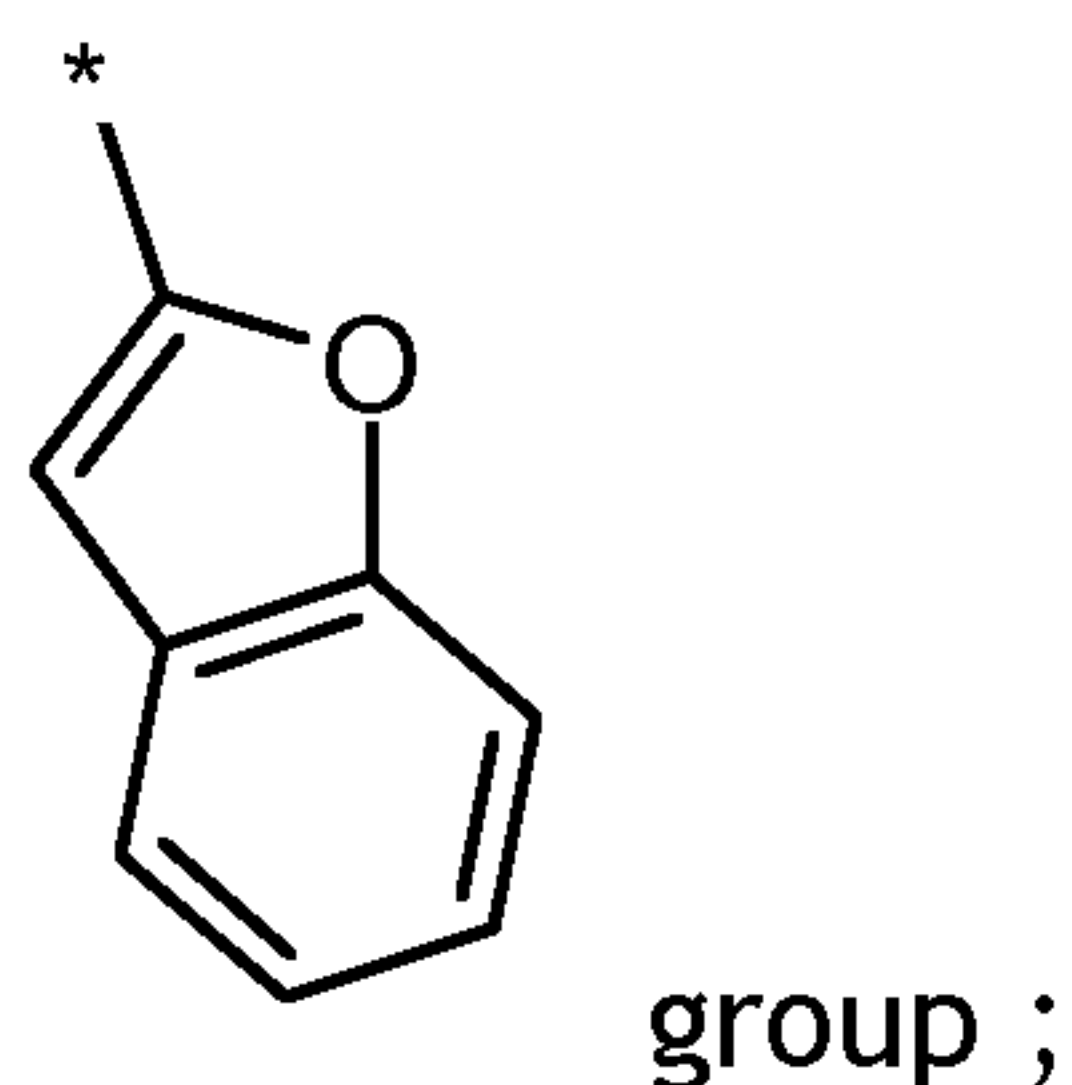


5 wherein * indicates the point of attachment of said groups with the rest of the molecule.

In a further embodiment of the above-mentioned aspect, the invention relates to compounds of formula (I), wherein :

10

(A) represents a :

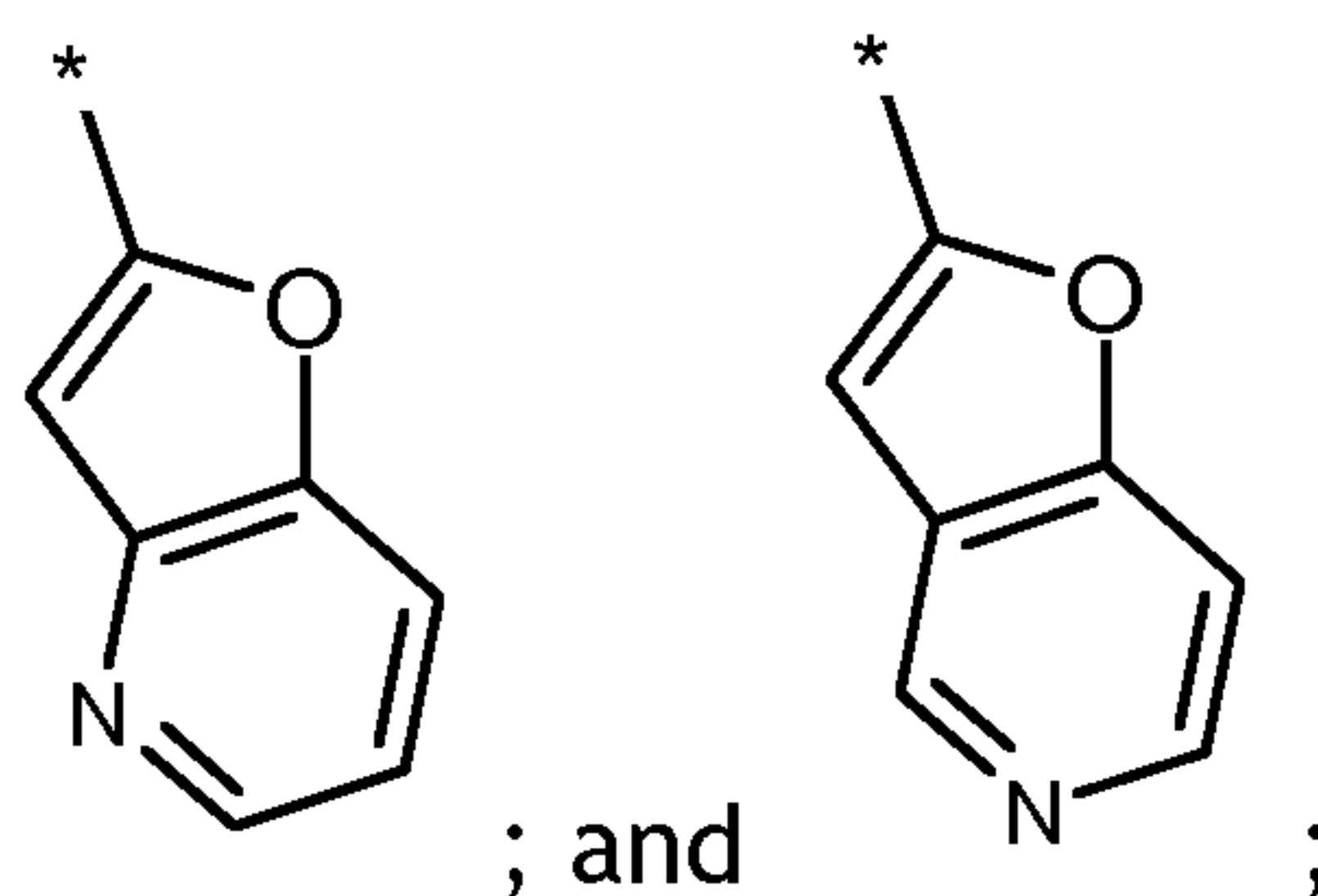


15 wherein * indicates the point of attachment of said groups with the rest of the molecule.

In a further embodiment of the above-mentioned aspect, the invention relates to compounds of formula (I), wherein :

20

(A) represents a group selected from :



wherein * indicates the point of attachment of said groups with the rest of the molecule.

5

In a further embodiment of the above-mentioned aspect, the invention relates to compounds of formula (I), wherein :

R1 represents a linear C₂-C₆-alkyl-, a branched C₃-C₆-alkyl-, or a C₃-C₆-cycloalkyl group which is optionally substituted with one or more substituents selected, independently from each other, from :

a halogen atom, a -CN, C₁-C₆-alkyl-, C₁-C₆-haloalkyl-, C₂-C₆-alkenyl-, C₂-C₆-alkynyl-, C₃-C₁₀-cycloalkyl- ; aryl- optionally substituted one or more times, independently from each other, with an R substituent ; heteroaryl- optionally substituted one or more times, independently from each other, with an R substituent ; -C(=O)NH₂, -C(=O)N(H)R', -C(=O)N(R')R'', -C(=O)OH, -C(=O)OR', -NH₂, -NHR', -N(R')R'', -N(H)C(=O)R', -N(R')C(=O)R', -OH, C₁-C₆-alkoxy-, C₁-C₆-haloalkoxy-, -OC(=O)R', -OC(=O)NH₂, -OC(=O)NHR', -OC(=O)N(R')R'', -SH, C₁-C₆-alkyl-S- group.

20

In a further embodiment of the above-mentioned aspect, the invention relates to compounds of formula (I), wherein :

R2 represents a C₁-C₆-alkyl- ; halo-C₁-C₆-alkyl- ; phenyl- optionally substituted one or more times, independently from each other, with an R substituent ; 5- or 6-membered heteroaryl- optionally substituted one or more times, independently from each other, with an R substituent.

In a further embodiment of the above-mentioned aspect, the invention relates to compounds of formula (I), wherein :

30

R3 represents a substituent selected from :

a halogen atom, a -CN, C₁-C₆-alkyl-, C₁-C₆-haloalkyl-, C₂-C₆-alkenyl-, C₂-C₆-alkynyl-,
 5 -C(=O)R', -C(=O)NH₂, -C(=O)N(H)R', -C(=O)N(R')R'', -NH₂, -NHR', -N(R')R'', -
 N(H)C(=O)R', -N(R')C(=O)R', -N(H)C(=O)NH₂, -N(H)C(=O)NHR', -N(H)C(=O)N(R')R'', -
 N(R')C(=O)NH₂, -N(R')C(=O)NHR', -N(R')C(=O)N(R')R'', -N(H)C(=O)OR', -
 N(R')C(=O)OR', -NO₂, -N(H)S(=O)R', -N(R')S(=O)R', -N(H)S(=O)₂R', -N(R')S(=O)₂R', -
 10 N=S(=O)(R')R'', -OH, C₁-C₆-alkoxy-, C₁-C₆-haloalkoxy-, -OC(=O)R', -SH, C₁-C₆-alkyl-
 S-, -S(=O)R', -S(=O)₂R', -S(=O)₂NH₂, -S(=O)₂NHR', -S(=O)₂N(R')R'', -S(=O)(=NR')R''
 group.

In a further embodiment of the above-mentioned aspect, the invention relates to
 compounds of formula (I), wherein :

15

R4 represents a substituent selected from :

a hydrogen atom, a halogen atom, a -CN, C₁-C₆-alkyl-, C₁-C₆-haloalkyl-, C₂-C₆-
 alkenyl-, C₂-C₆-alkynyl-, C₃-C₁₀-cycloalkyl-, 3- to 10-membered heterocycloalkyl-,
 20 aryl- optionally substituted one or more times, independently from each other,
 with an R substituent ; heteroaryl- optionally substituted one or more times,
 independently from each other, with an R substituent ; -C(=O)NH₂, -C(=O)N(H)R', -
 C(=O)N(R')R'', -C(=O)OR', -NH₂, -NHR', -N(R')R'', -N(H)C(=O)R', -N(R')C(=O)R', -
 N(H)C(=O)NH₂, -N(H)C(=O)NHR', -N(H)C(=O)N(R')R'', -N(R')C(=O)NH₂, -
 25 N(R')C(=O)NHR', -N(R')C(=O)N(R')R'', -N(H)C(=O)OR', -N(R')C(=O)OR', -NO₂, -
 N(H)S(=O)R', -N(R')S(=O)R', -N(H)S(=O)₂R', -N(R')S(=O)₂R', -N=S(=O)(R')R'', -OH,
 C₁-C₆-alkoxy-, C₁-C₆-haloalkoxy-, -OC(=O)R', -OC(=O)NH₂, -OC(=O)NHR', -
 OC(=O)N(R')R'', -SH, C₁-C₆-alkyl-S-, -S(=O)R', -S(=O)₂R', -S(=O)₂NH₂, -S(=O)₂NHR', -
 S(=O)₂N(R')R'', -S(=O)(=NR')R'' group.

30

In a further embodiment of the above-mentioned aspect, the invention relates to
 compounds of formula (I), wherein :

R represents a substituent selected from :

a halogen atom, a -CN, C₁-C₆-alkyl-, C₁-C₆-haloalkyl-, C₂-C₆-alkenyl-, C₂-C₆-alkynyl-, C₃-C₁₀-cycloalkyl-, 3- to 10-membered heterocycloalkyl-, aryl-, heteroaryl-, -C(=O)R', -C(=O)NH₂, -C(=O)N(H)R', -C(=O)N(R')R'', -C(=O)OR', -NH₂, -NHR', -N(R')R'', -N(H)C(=O)R', -N(R')C(=O)R', -N(H)C(=O)NH₂, -N(H)C(=O)NHR', -N(H)C(=O)N(R')R'', -N(R')C(=O)NH₂, -N(R')C(=O)NHR', -N(R')C(=O)N(R')R'', -N(H)C(=O)OR', -N(R')C(=O)OR', -NO₂, -N(H)S(=O)R', -N(R')S(=O)R', -N(H)S(=O)₂R', -N(R')S(=O)₂R', -N=S(=O)(R')R'', -OH, C₁-C₆-alkoxy-, C₁-C₆-haloalkoxy-, -OC(=O)R', -OC(=O)NH₂, -OC(=O)NHR', -OC(=O)N(R')R'', -SH, C₁-C₆-alkyl-S-, -S(=O)R', -S(=O)₂R', -S(=O)₂NH₂, -S(=O)₂NHR', -S(=O)₂N(R')R'', -S(=O)(=NR')R'' group.

In a further embodiment of the above-mentioned aspect, the invention relates to compounds of formula (I), wherein :

15

R represents a substituent selected from :

a halogen atom, a -CN, C₁-C₆-alkyl-, C₁-C₆-haloalkyl-, C₂-C₆-alkenyl-, C₂-C₆-alkynyl-, C₃-C₁₀-cycloalkyl-, 3- to 10-membered heterocycloalkyl-, aryl-, heteroaryl-, -C(=O)NH₂, -C(=O)N(H)R', -C(=O)N(R')R'', -C(=O)OR', -NH₂, -NHR', -N(R')R'', -N(H)C(=O)R', -N(R')C(=O)R', -N(H)C(=O)NH₂, -N(H)C(=O)NHR', -N(H)C(=O)N(R')R'', -N(R')C(=O)NH₂, -N(R')C(=O)NHR', -N(R')C(=O)N(R')R'', -N(H)C(=O)OR', -N(R')C(=O)OR', -NO₂, -N(H)S(=O)R', -N(R')S(=O)R', -N(H)S(=O)₂R', -N(R')S(=O)₂R', -N=S(=O)(R')R'', -OH, C₁-C₆-alkoxy-, C₁-C₆-haloalkoxy-, -OC(=O)R', -OC(=O)NH₂, -OC(=O)NHR', -OC(=O)N(R')R'', -SH, C₁-C₆-alkyl-S-, -S(=O)R', -S(=O)₂R', -S(=O)₂NH₂, -S(=O)₂NHR', -S(=O)₂N(R')R'', -S(=O)(=NR')R'' group.

30

In a further embodiment of the above-mentioned aspect, the invention relates to compounds of formula (I), wherein :

R' and R'' represent, independently from each other, a substituent selected from :

C₁-C₆-alkyl-, C₁-C₆-haloalkyl-.

In a further embodiment of the above-mentioned aspect, the invention relates to compounds of formula (I), wherein :

n represents an integer of 0, 1, 2 or 3.

5

In a further embodiment of the above-mentioned aspect, the invention relates to compounds of formula (I), wherein :

R4 represents a substituent selected from :

10

a hydrogen atom, a halogen atom, a -CN, C₁-C₆-alkyl-, C₁-C₆-haloalkyl-, C₃-C₁₀-cycloalkyl-, aryl-, heteroaryl- group.

In a further embodiment of the above-mentioned aspect, the invention relates to compounds of formula (I), wherein :

15

R3 represents a substituent selected from :

a halogen atom, a -CN, C₁-C₆-alkyl-, C₁-C₆-haloalkyl-, -OH, C₁-C₆-alkoxy-, C₁-C₆-haloalkoxy- group.

20

In a further embodiment of the above-mentioned aspect, the invention relates to compounds of formula (I), wherein :

n represents an integer of 0 or 1.

25

In a further embodiment of the above-mentioned aspect, the invention relates to compounds of formula (I), wherein :

n represents an integer of 0.

30

In a further embodiment of the above-mentioned aspect, the invention relates to compounds of formula (I), wherein :

n represents an integer of 1.

In a further embodiment of the above-mentioned aspect, the invention relates to compounds of formula (I), wherein :

5

R1 represents a linear C₂-C₆-alkyl-, a branched C₃-C₆-alkyl-, or a C₃-C₆-cycloalkyl group which is optionally substituted with one or more substituents selected, independently from each other, from :

10 a halogen atom, a -CN, C₁-C₃-alkyl-, C₁-C₃-haloalkyl-, C₃-C₆-cycloalkyl- ; aryl- optionally substituted one or two times, independently from each other, with an R substituent ; heteroaryl- optionally substituted one or two times, independently from each other, with an R substituent ; -C(=O)NH₂, -NH₂, -NHR', -N(R')R'', -OH, C₁-C₃-alkoxy-, C₁-C₃-haloalkoxy-.

15

In a further embodiment of the above-mentioned aspect, the invention relates to compounds of formula (I), wherein :

R1 represents a linear C₂-C₆-alkyl- group.

20

In a further embodiment of the above-mentioned aspect, the invention relates to compounds of formula (I), wherein :

R2 represents a C₁-C₆-alkyl-.

25

In a further embodiment of the above-mentioned aspect, the invention relates to compounds of formula (I), wherein :

R3 represents a substituent selected from :

30

a halogen atom, C₁-C₆-alkyl-, C₁-C₆-alkoxy- group.

In a further embodiment of the above-mentioned aspect, the invention relates to compounds of formula (I), wherein :

R4 represents a :

a hydrogen atom, a C₁-C₆-alkyl-, or aryl group.

5

In a further embodiment of the above-mentioned aspect, the invention relates to compounds of formula (I), wherein :

R4 represents a :

10

a hydrogen atom.

In a further embodiment of the above-mentioned aspect, the invention relates to compounds of formula (I), wherein :

15

R5 represents H or -CN, -C₁-C₆-alkyl, halo-C₁-C₆-alkyl, C₃-C₆-cycloalkyl, 3- to 7-membered heterocycloalkyl ; phenyl- optionally substituted one or more times, independently from each other, with an R substituent ; 5- or 6-membered heteroaryl- optionally substituted one or more times, independently from each other, with an R substituent ; a -C(=O)CF₃ group ;

20

In a further embodiment of the above-mentioned aspect, the invention relates to compounds of formula (I), wherein :

25 R5 represents H or -CN; a -C(=O)CF₃ group ;

In a further embodiment of the above-mentioned aspect, the invention relates to compounds of formula (I), wherein :

30 R3 represents a substituent selected from :

a C₁-C₆-alkoxy- group ;

In a further embodiment of the above-mentioned aspect, the invention relates to compounds of formula (I), according to any of the above-mentioned embodiments, in the form of or a stereoisomer, a tautomer, an N-oxide, a hydrate, a solvate, or a salt thereof, or a mixture of same.

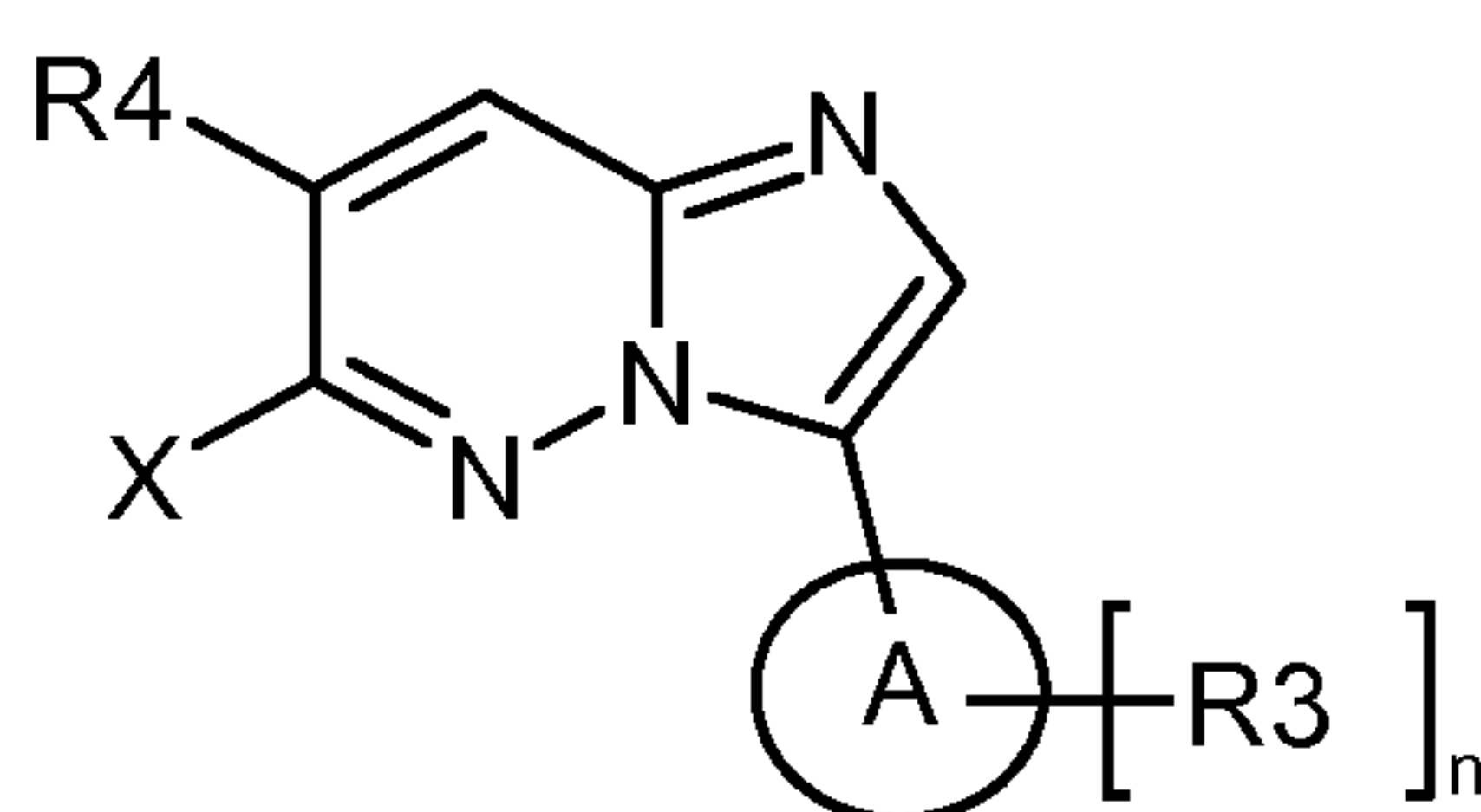
5

It is to be understood that the present invention relates to any sub-combination within any embodiment or aspect of the present invention of compounds of general formula (I), *supra*.

10 More particularly still, the present invention covers compounds of general formula (I) which are disclosed in the Example section of this text, *infra*.

In accordance with another aspect, the present invention covers methods of preparing compounds of the present invention, said methods comprising the steps
15 as described in the Experimental Section herein.

In accordance with a further aspect, the present invention covers intermediate compounds which are useful in the preparation of compounds of the present invention of general formula (I), particularly in the method described herein. In
20 particular, the present invention covers compounds of general formula (E) :

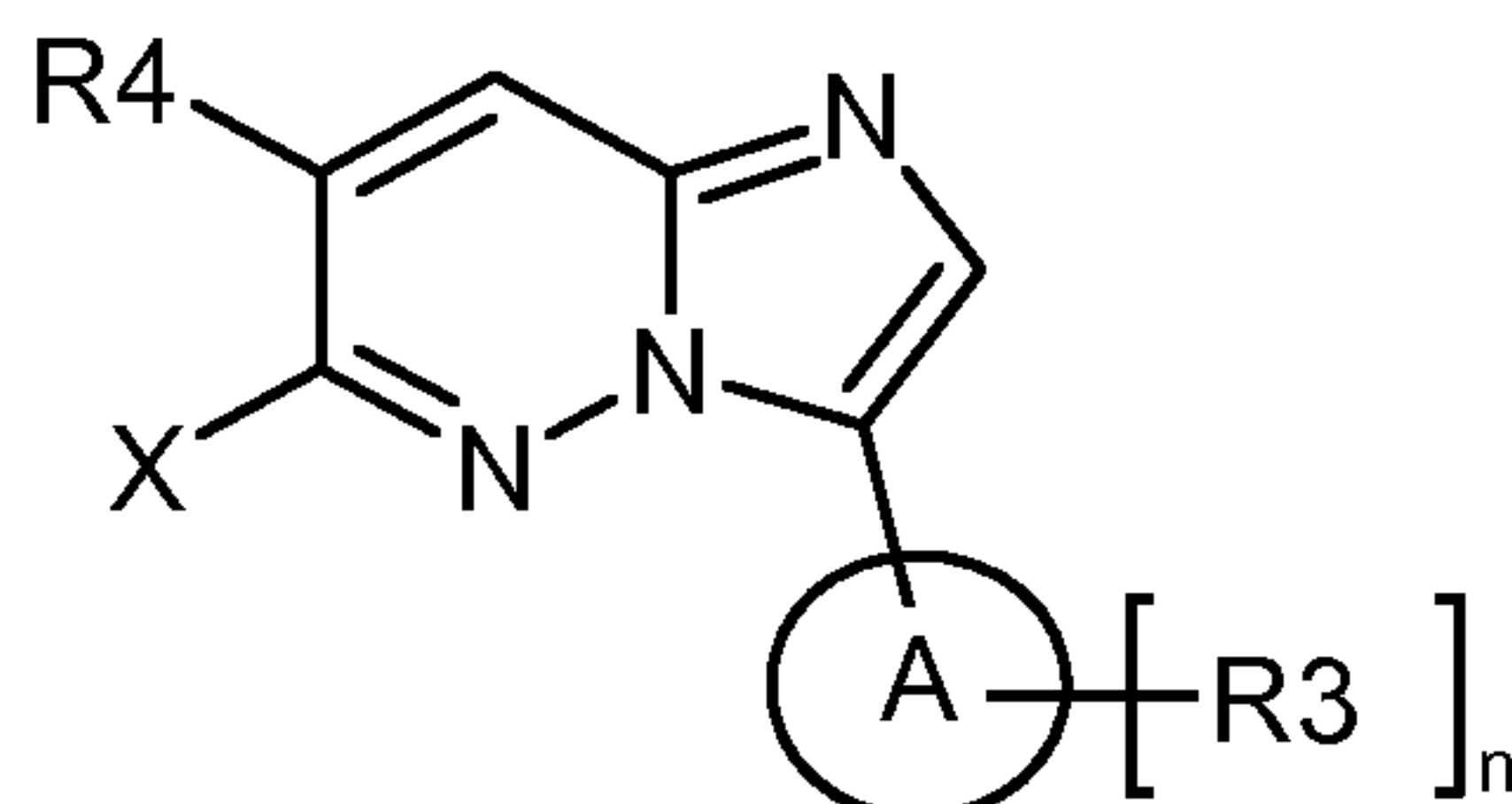


(E)

25

in which A, R3, R4 and n are defined for the compound of general formula (I), *supra*, and X represents a leaving group, such as a halogen atom, for example a chlorine, bromine or iodine atom, or a perfluoroalkylsulfonate group for example, such as a trifluoromethylsulfonate group or a nonafluorobutylsulfonate group, for
30 example.

In accordance with yet another aspect, the present invention covers the use of the intermediate compounds of general formula (E) :



5

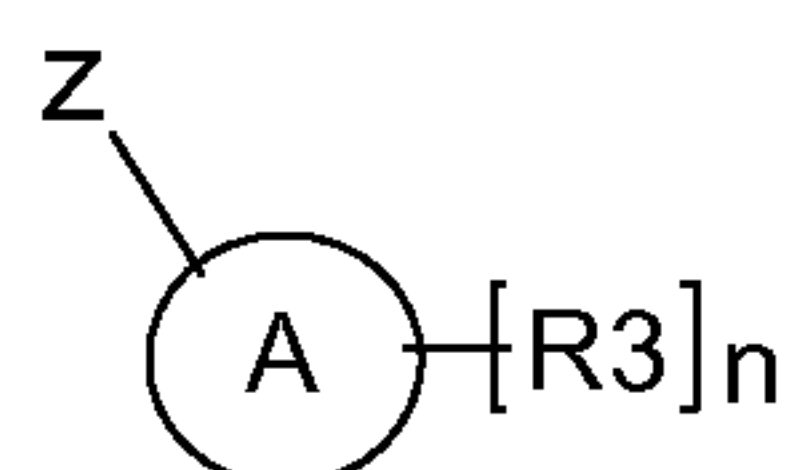
(E)

in which A, R3, R4 and n are defined for the compound of general formula (I),
 10 *supra*, and X represents a leaving group, such as a halogen atom, for example a chlorine, bromine or iodine atom, or a perfluoroalkylsulfonate group for example, such as a trifluoromethylsulfonate group or a nonafluorobutylsulfonate group, for example, for the preparation of a compound of general formula (I) as defined *supra*.

15

In accordance with a further aspect, the present invention covers intermediate compounds which are useful in the preparation of compounds of the present invention of general formula (I), particularly in the method described herein. In particular, the present invention covers compounds of general formula (G') :

20

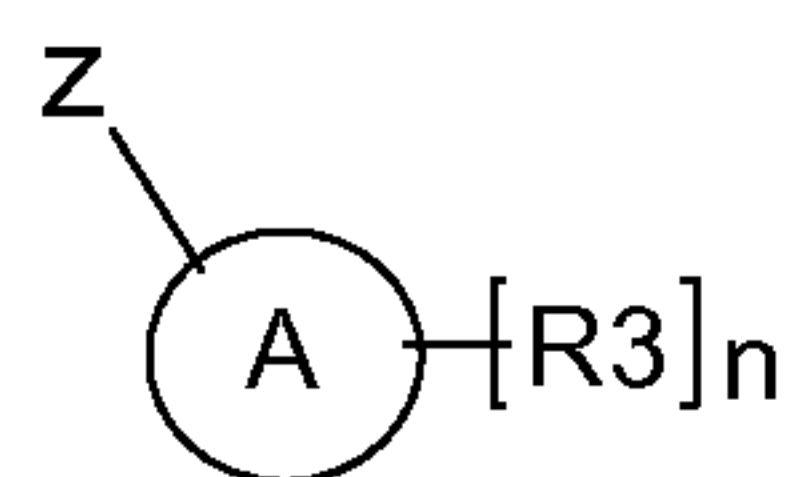


(G'),

in which A, R3 and n are defined for the compound of general formula (I), *supra*, and Z is a leaving group such as a boronic acid or a stannane for example.

25

In accordance with yet another aspect, the present invention covers the use of the intermediate compounds of general formula (G') :



(G'),

in which A, R3 and n are defined for the compound of general formula (I), *supra*,
and Z is a leaving group such as a boronic acid or a stannane for example, for the
5 preparation of a compound of general formula (I) as defined *supra*.

EXPERIMENTAL SECTION

The following table lists the abbreviations used in this paragraph, and in the
5 examples section.

Abbreviation	Meaning
BINAP	(+/-)-2,2'-Bis(diphenylphosphino)-1,1'-binaphthalene
DMF	<i>N,N</i> -Dimethylformamide
DMSO	Dimethyl sulfoxide
NaO ^t Bu	Sodium- <i>tert.</i> -butanolate
NMR	Nuclear magnetic resonance
MS	Mass spectroscopy
R _t	Retention time
NMP	<i>N</i> -methylpyrrolidinone
HPLC, LC	High performance liquid chromatography
h	Hour
min	Minute

SYNTHESES of COMPOUNDS (OVERVIEW) :

I. Synthesis of compounds of general formula (I) in which Q is Q1, which

5 represents a $\begin{array}{c} \text{R2} \\ \diagdown \\ \text{S}^* \end{array}$ group ("Q1"), wherein * indicates the point of attachment of said groups with the rest of the molecule :

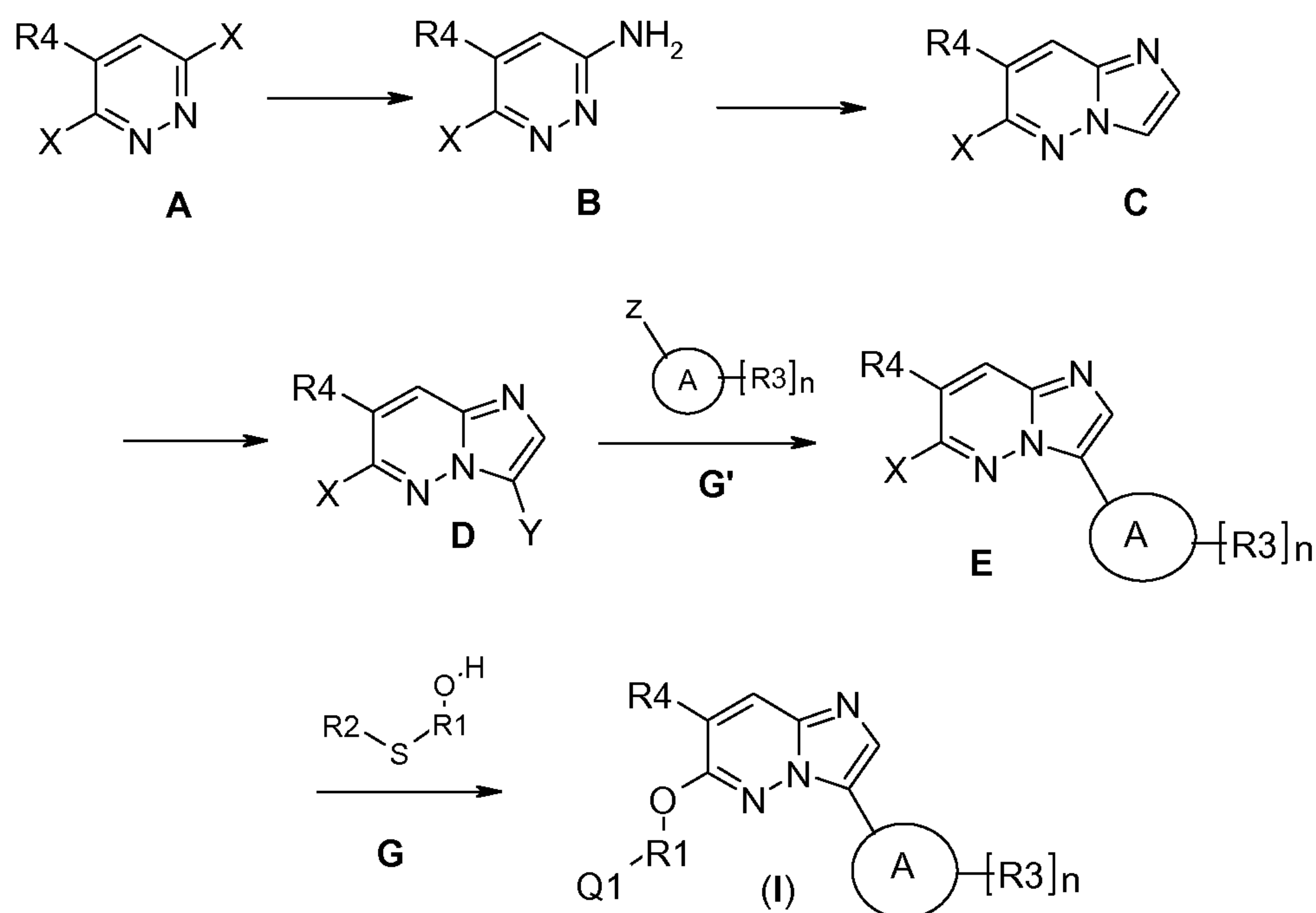
The compounds of the present invention of general formula (I) in which Q is Q1,

10 which represents a $\begin{array}{c} \text{R2} \\ \diagdown \\ \text{S}^* \end{array}$ group ("Q1"), wherein * indicates the point of attachment of said groups with the rest of the molecule, can be prepared as described in the following section.

Scheme 1 and the procedures described below illustrate general synthetic routes to the compounds of general formula (I) of the invention and are not intended to be limiting. It is clear to the person skilled in the art that the order of transformations as exemplified in Scheme 1 can be modified in various ways. The order of transformations exemplified in the Scheme 1 is therefore not intended to be limiting. In addition, interconversion of any of the substituents, R¹, R³, R⁴, A or Q1 can be achieved before and/or after the exemplified transformations. These modifications can be such as the introduction of protecting groups, cleavage of protecting groups, exchange, reduction or oxidation of functional groups, halogenation, metallation, substitution or other reactions known to the person skilled in the art. These transformations include those which introduce a functionality which allows for further interconversion of substituents. Appropriate protecting groups and their introduction and cleavage are well-known to the person skilled in the art (see for example T.W. Greene and P.G.M. Wuts in Protective Groups in Organic Synthesis, 3rd edition, Wiley 1999). Specific examples are described in the subsequent paragraphs. Further, it is possible that two or more successive steps may be performed without work-up being performed between said steps, e.g. a "one-pot" reaction, as is well-known to the person skilled in the art.

15
20
25
30

Scheme 1:



- 5 in which A, Q₁, R₁, R₂, R₃, R₄ and n are as defined for the compound of general formula (I) *supra*, and X and Y represent a leaving group, such as a halogen atom, for example a chlorine, bromine or iodine atom, or a perfluoroalkylsulfonate group for example, such as a trifluoromethylsulfonate group, a nonafluorobutylsulfonate group, for example.
- 10 In the first step, a compound of formula A, i.e. a suitably substituted dichloropyridazine, can be reacted with ammonia at elevated temperature and pressure to give a compound of general formula B. [in analogy to WO200733080]
- In the second step, a compound of general formula B reacts, for example with chloro-acetaldehyde or bromo-acetaldehyde diacetal to give the bicyclic ring system C [in analogy to DE102006029447].
- 15

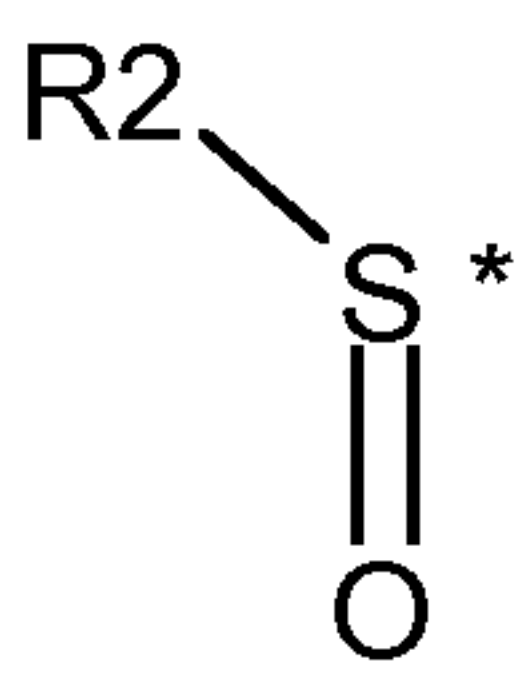
Activation of position 3 of the bicyclic system to give compounds of general formula D can be accomplished, for example, by bromination or iodination of compounds of general formula C using *N*-bromo- or *N*-iodo-succinimide, respectively.

In the fourth step, introduction of residue A-(R3)_n can be achieved using suitably catalyzed cross-coupling reactions employing, for example, boronic acids or stannanes of general formula G', which results in compounds of general formula E.

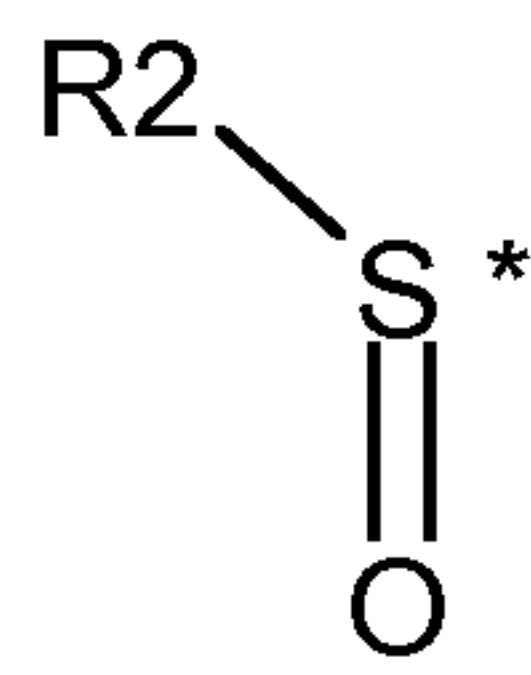
Compounds of general formula E serve as central intermediates for the introduction of various sulphide containing side chains of general formula G using an alcohol function to result in imidazopyridazinyl-ethers of general formula (I). Introduction of the side chains can be achieved, for example, employing bases such as sodium hydride. Depending on the nature of the side chain it may be necessary to run these reactions at elevated temperatures.

10 The introduction of G and G' in the final two steps of the sequence may be interconverted.

II. Synthesis of compounds of general formula (I) in which Q is Q2, which

15 represents a  group ("Q2"), wherein * indicates the point of attachment of said groups with the rest of the molecule :

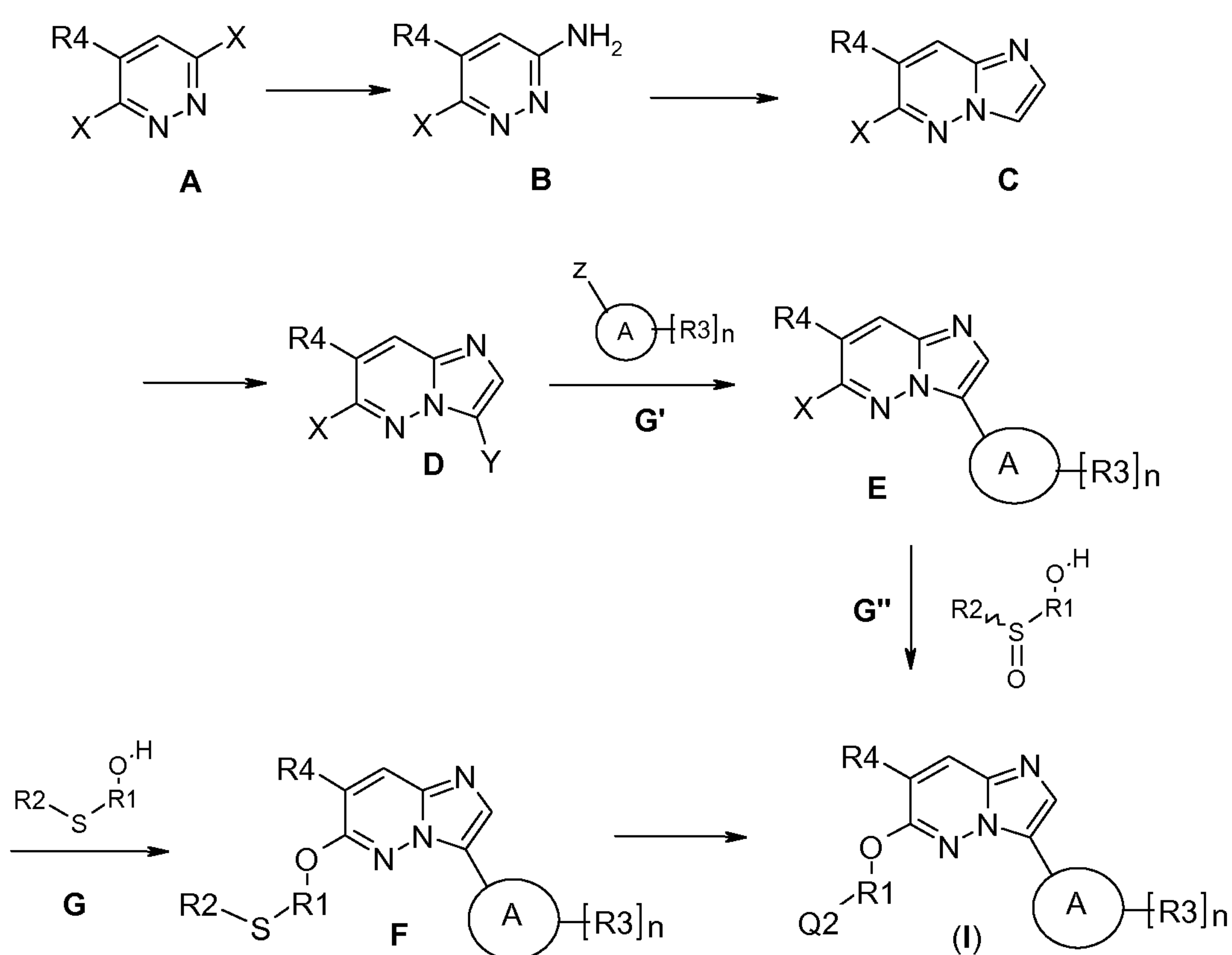
The compounds of the present invention of general formula (I) in which Q is Q2,

20 which represents a  group ("Q2"), wherein * indicates the point of attachment of said groups with the rest of the molecule, can be prepared as described in the following section.

Scheme 2 and the procedures described below illustrate general synthetic routes to the compounds of general formula (I) of the invention and are not intended to be limiting. It is clear to the person skilled in the art that the order of transformations as exemplified in Scheme 2 can be modified in various ways. The order of transformations exemplified in the Scheme 2 is therefore not intended to be limiting. In addition, interconversion of any of the substituents, R¹, R³, R⁴, A or Q2

can be achieved before and/or after the exemplified transformations. These modifications can be such as the introduction of protecting groups, cleavage of protecting groups, exchange, reduction or oxidation of functional groups, halogenation, metallation, substitution or other reactions known to the person skilled in the art. These transformations include those which introduce a functionality which allows for further interconversion of substituents. Appropriate protecting groups and their introduction and cleavage are well-known to the person skilled in the art (see for example T.W. Greene and P.G.M. Wuts in Protective Groups in Organic Synthesis, 3rd edition, Wiley 1999). Specific examples are described in the subsequent paragraphs. Further, it is possible that two or more successive steps may be performed without work-up being performed between said steps, e.g. a “one-pot” reaction, as is well-known to the person skilled in the art.

Scheme 2 :



in which A, Q2, R1, R2, R3, R4 and n are as defined for the compound of general formula (I) *supra*, and X and Y represent a leaving group, such as a halogen atom, for example a chlorine, bromine or iodine atom, or a perfluoroalkylsulfonate group for example, such as a trifluoromethylsulfonate group, a nonafluorobutylsulfonate group, for example.

In the first step, a compound of formula A, i.e. a suitably substituted dichloropyridazine, can be reacted with ammonia at elevated temperature and pressure to give a compound of general formula B. [in analogy to WO200733080]

In the second step, a compound of general formula B reacts, for example with chloro-acetaldehyde or bromo-acetaldehyde diacetal to give the bicyclic ring system C [in analogy to DE102006029447].

Activation of position 3 of the bicyclic system to give compounds of general formula D can be accomplished, for example, by bromination or iodination of compounds of general formula C using *N*-bromo- or *N*-iodo-succinimide, respectively.

In the fourth step, introduction of residue A-(R3)_n can be achieved using suitably catalyzed cross-coupling reactions employing, for example, boronic acids or stannanes of general formula G', which results in compounds of general formula E.

Compounds of general formula E serve as central intermediates for the introduction of various sulphide containing side chains of general formula G using an alcohol function to result in imidazopyridazinyl-ethers of general formula F. Introduction of the side chains can be achieved, for example, employing bases such as sodium hydride. Depending on the nature of the side chain it may be necessary to run these reactions at elevated temperatures.

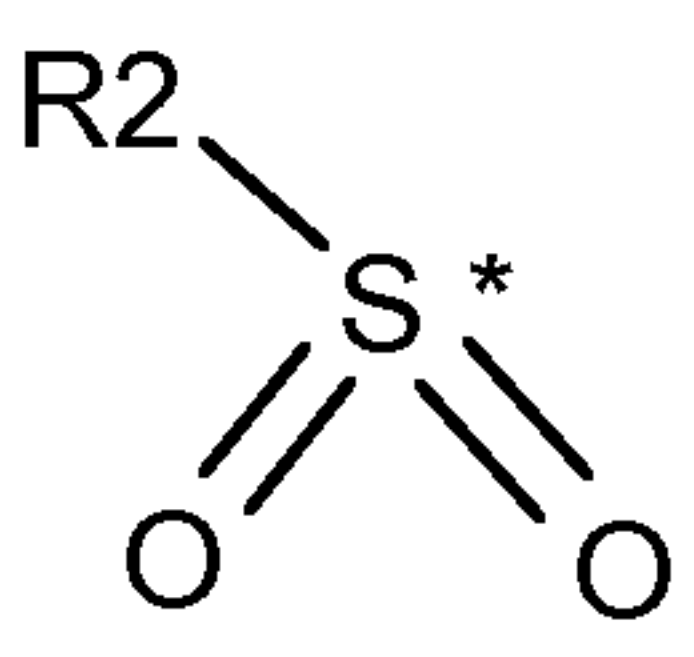
Oxidation of the sulfides of general formula F can be achieved using oxidation agents, such as periodic acid in the presence of iron(III)chloride or sodium periodate to give compounds of general formula (I).

It is also possible to change the order of the introduction of the A-(R3)_n-moiety and the sulfur-containing side chain in the depicted sequence.

Alternatively, a sulfoxide-containing side chain precursors can be introduced into compounds of general formula E, resulting in compounds of general formula (I) without the requirement of an intermediate oxidation step

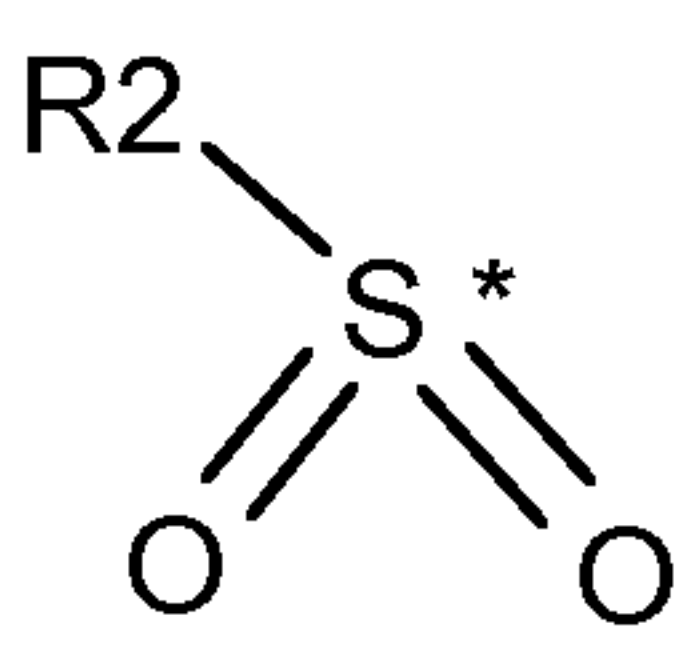
5

III. Synthesis of compounds of general formula (I) in which Q is Q3, which

represents a  group ("Q3"), wherein * indicates the point of attachment of said groups with the rest of the molecule :

10

The compounds of the present invention of general formula (I) in which Q is Q3,

which represents a  group ("Q3"), wherein * indicates the point of attachment of said groups with the rest of the molecule, can be prepared as described in the following section.

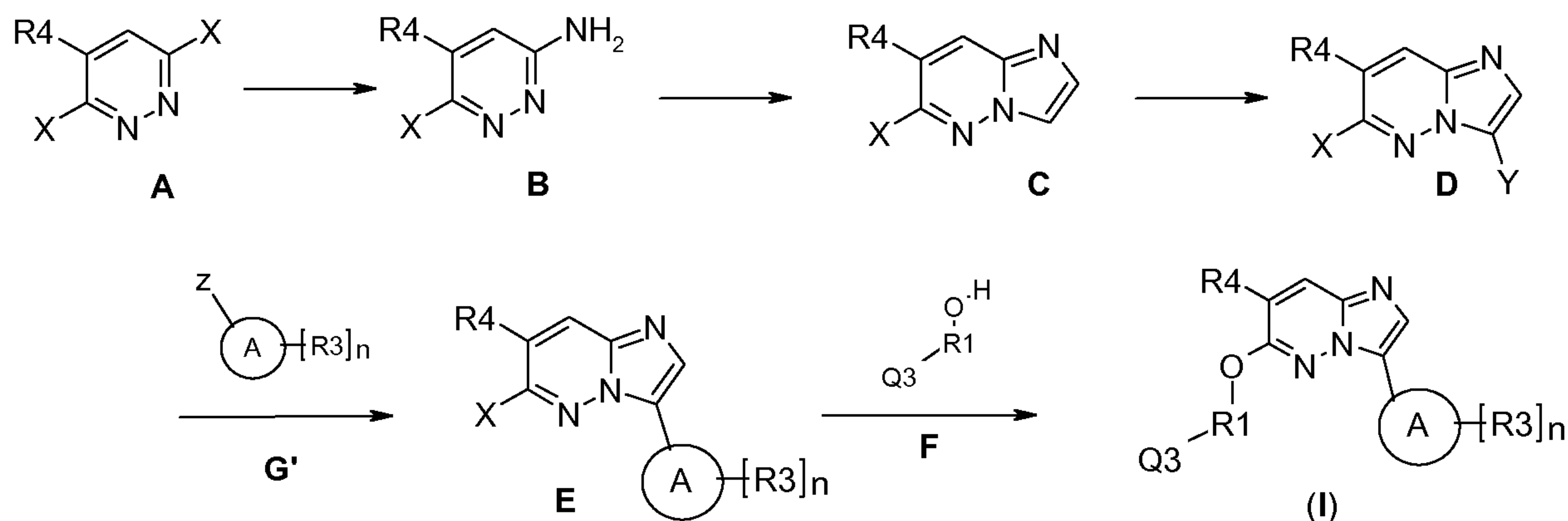
15

Scheme 3 and the procedures described below illustrate general synthetic routes to the compounds of general formula (I) of the invention and are not intended to be limiting. It is clear to the person skilled in the art that the order of transformations as exemplified in Scheme 3 can be modified in various ways. The order of transformations exemplified in the Scheme 3 is therefore not intended to be limiting. In addition, interconversion of any of the substituents, R¹, R³, R⁴, A or Q3 can be achieved before and/or after the exemplified transformations. These modifications can be such as the introduction of protecting groups, cleavage of protecting groups, exchange, reduction or oxidation of functional groups, halogenation, metallation, substitution or other reactions known to the person skilled in the art. These transformations include those which introduce a functionality which allows for further interconversion of substituents. Appropriate protecting groups and their introduction and cleavage are well-known to the person skilled in the art (see for example T.W. Greene and P.G.M. Wuts in Protective Groups in Organic Synthesis, 3rd edition, Wiley 1999). Specific examples are

30

described in the subsequent paragraphs. Further, it is possible that two or more successive steps may be performed without work-up being performed between said steps, e.g. a “one-pot” reaction, as is well-known to the person skilled in the art.

Scheme 3 :



5

in which A, Q3, R1, R3, R4 and n are as defined for the compound of general formula (I) *supra*, and X and Y represent a leaving group, such as a halogen atom, for example a chlorine, bromine or iodine atom, or a perfluoroalkylsulfonate group for example, such as a trifluoromethylsulfonate group, a nonafluorobutylsulfonate group, for example.

10

In the first step, a compound of formula A, i.e. a suitably substituted dichloropyridazine, can be reacted with ammonia at elevated temperature and pressure to give a compound of general formula B. [in analogy to WO200733080]

15

In the second step, a compound of general formula B reacts, for example with chloro-acetaldehyde or bromo-acetaldehyde diacetal to give the bicyclic ring system C [in analogy to DE102006029447].

20

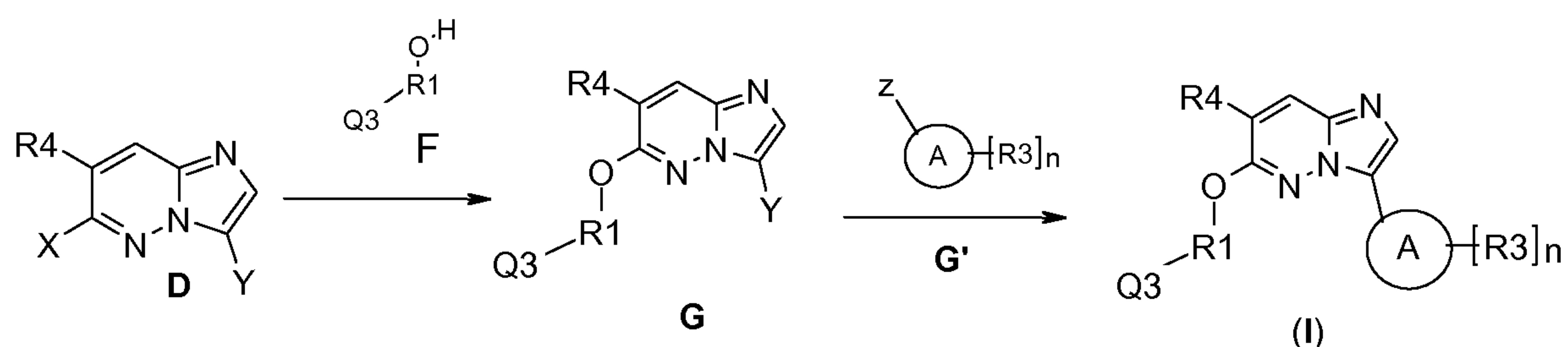
Activation of position 3 of the bicyclic system to give compounds of general formula D can be accomplished, for example, by bromination or iodination of compounds of general formula C using *N*-bromo- or *N*-iodo-succinimide, respectively.

In the fourth step, introduction of residue A-(R3)_n can be achieved using suitably catalyzed cross-coupling reactions employing, for example, boronic acids or stannanes of general formula G', which results in compounds of general formula E.

Compounds of general formula E serve as central intermediates for the introduction of various side chains resulting in Imidazopyridazinyl-ethers of general formula (I). Introduction of the side chains of general formula F can be achieved, for example, employing bases such as sodium hydrides. Depending on the nature of the side chain it may be necessary to run these reactions at elevated temperatures.

The final steps in the described sequence may be interconverted, as illustrated in scheme 4.

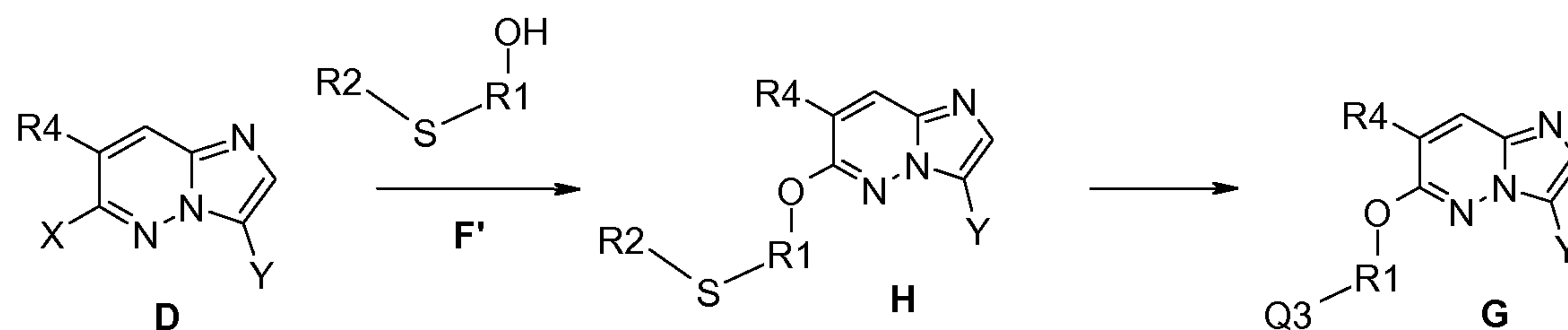
Scheme 4 :



10 In this sequence, compounds of general formula D are reacted in the presence of a base with the corresponding side chain precursors carrying an hydroxyl-group to give compounds of general formula G. In the final step of this alternative sequence, A-(R3)_n can be introduced again via a cross-coupling reaction employing, for example the corresponding boronic acids or stannanes of general formula G'.

15 Alternatively, a procedure as illustrated in scheme 5 may be used.

Scheme 5 :

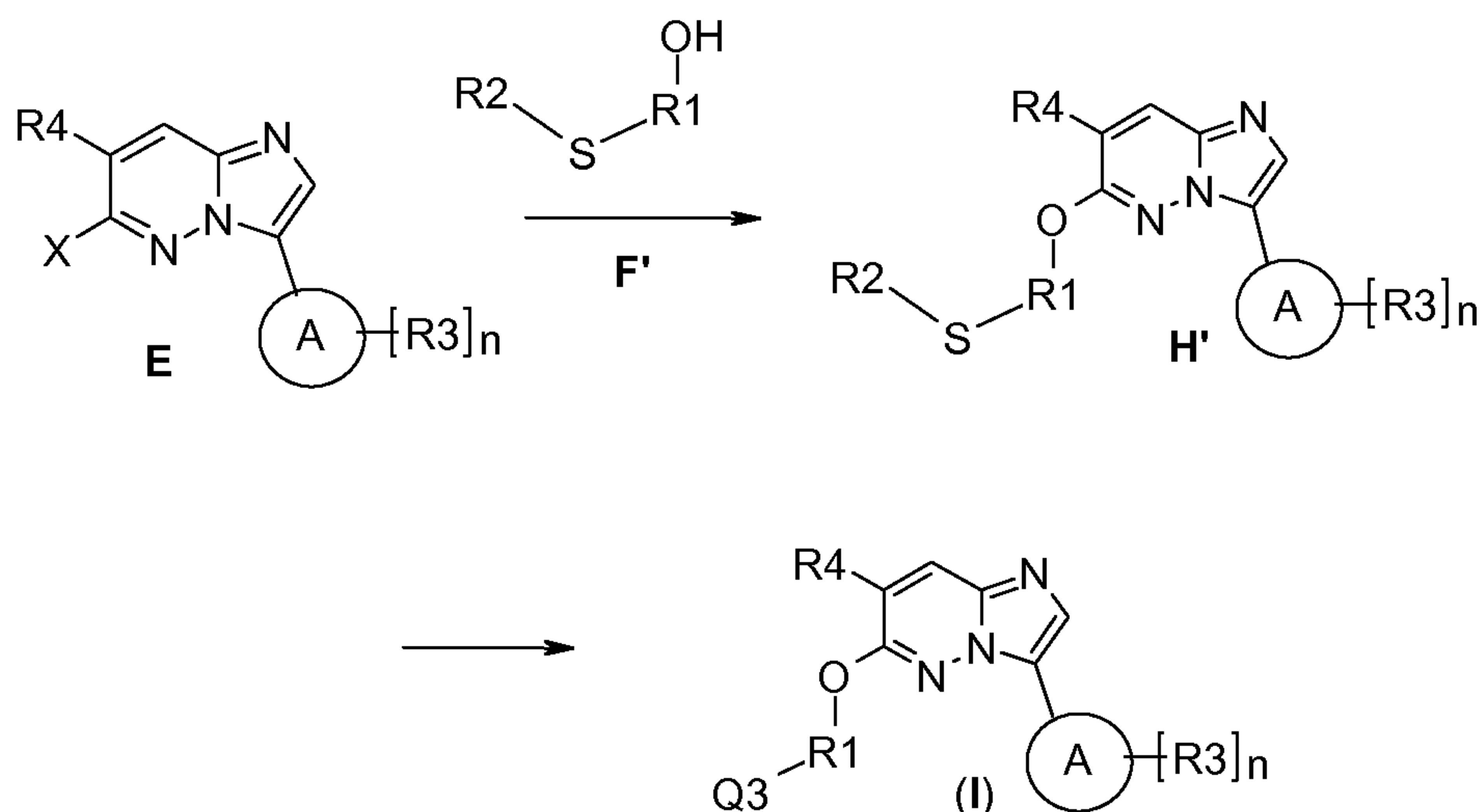


20 Starting from a compound of general formula D, a sulfide-containing side chain precursor of general formula F' can be introduced under basic conditions, using, for example, sodium hydride as a base. In a second step, the sulfide moiety can be oxidized, using for example sodium periodate to the sulfone of general formula G.

The same sequence may also be applied in analogy to intermediate E, as illustrated in scheme 6, to give a compound of general formula (I) using similar reactions conditions.

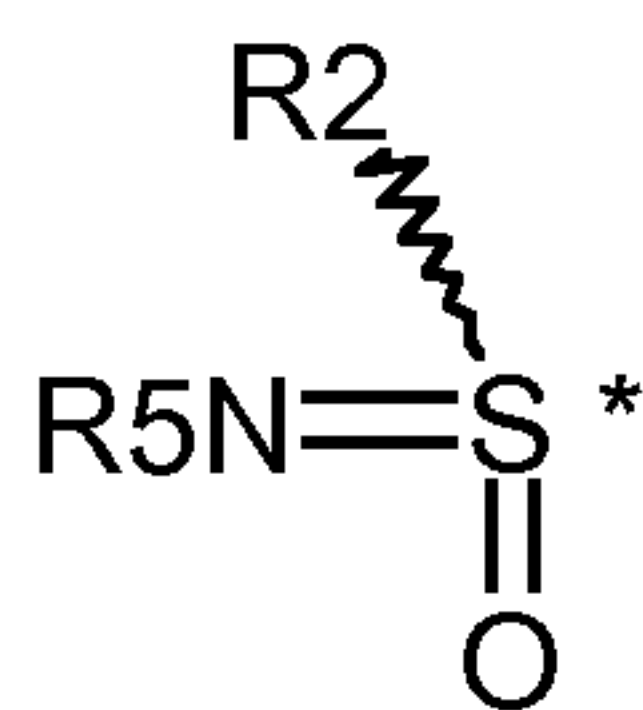
5

Scheme 6 :



10

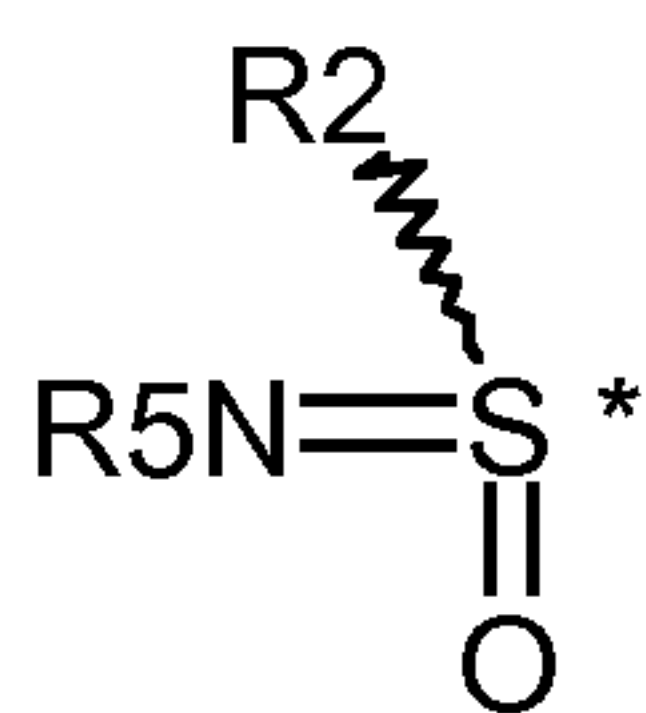
IV. Synthesis of compounds of general formula (I) in which Q is Q4, which



represents a group ("Q4"), wherein * indicates the point of attachment of said groups with the rest of the molecule :

15

The compounds of the present invention of general formula (I) in which Q is Q4,



which represents a group ("Q4"), wherein * indicates the point of attachment of said groups with the rest of the molecule, can be prepared as described in the following section.

20

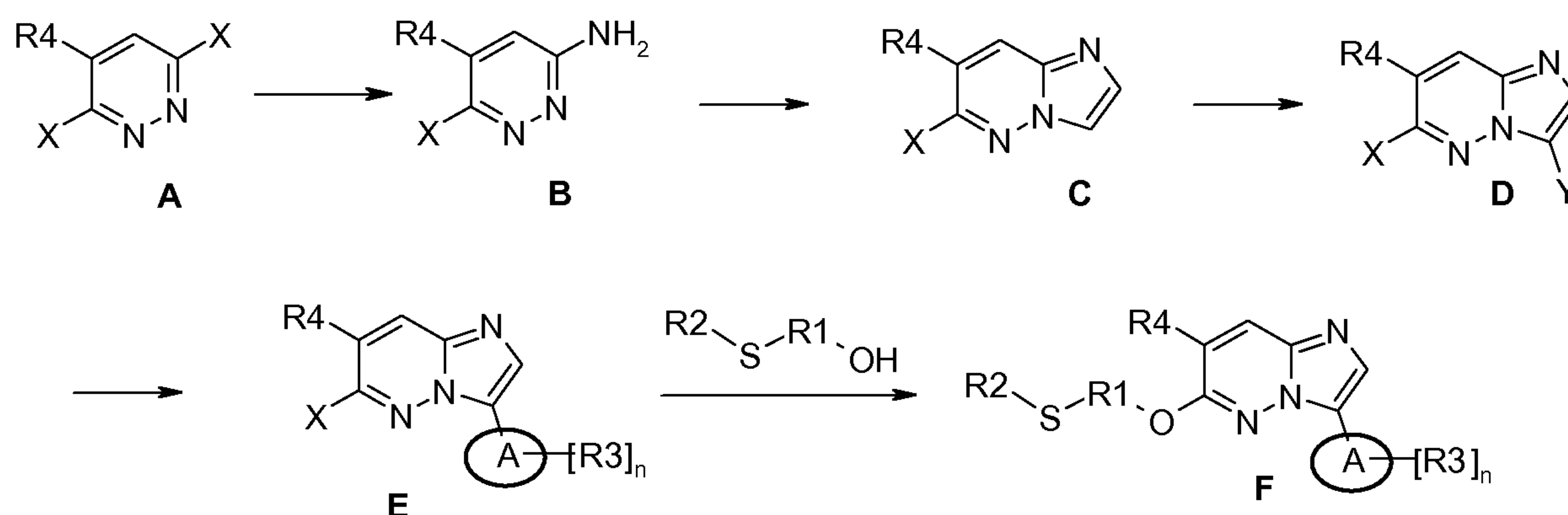
The procedures described in scheme 7, scheme 8 and scheme 9 below illustrate general synthetic routes to the compounds of general formula (I) of the invention and are not intended to be limiting. It is clear to the person skilled in the art that the order of transformations as exemplified in the following schemes can be modified in various ways. The order of transformations exemplified in the schemes is therefore not intended to be limiting. In addition, interconversion of any of the substituents, R1, R3, R4, R5, A or Q4 can be achieved before and/or after the exemplified transformations. These modifications can be such as the introduction of protecting groups, cleavage of protecting groups, exchange, reduction or oxidation of functional groups, halogenation, metallation, substitution or other reactions known to the person skilled in the art. These transformations include those which introduce a functionality which allows for further interconversion of substituents. Appropriate protecting groups and their introduction and cleavage are well-known to the person skilled in the art (see for example T.W. Greene and P.G.M. Wuts in *Protective Groups in Organic Synthesis*, 3rd edition, Wiley 1999). Specific examples are described in the subsequent paragraphs. Further, it is possible that two or more successive steps may be performed without work-up being performed between said steps, e.g. a “one-pot” reaction, as is well-known to the person skilled in the art.

20

Scheme 7 describes the synthesis of advanced intermediates required for the synthesis of the compounds of the present invention.

Scheme 7 :

25



in which A, R1, R2, R3 and R4 and n are as defined *supra*, and X and Y represent a leaving group, such as a halogen atom, for example a chlorine, bromine or iodine atom, or a perfluoroalkylsulfonate group for example, such as a trifluoromethylsulfonate group, a nonafluorobutylsulfonate group, for example.

- 5 In the first step, a compound of formula A, i.e. a suitably decorated dichloropyridazine, can be reacted with ammonia at elevated temperature and pressure to give a compound of general formula B. [in analogy to WO200733080]

In the second step, a compound of general formula B reacts, for example with chloro-acetaldehyde or bromo-acetaldehyde diacetal to give the bicyclic ring
10 system C [in analogy to DE102006029447].

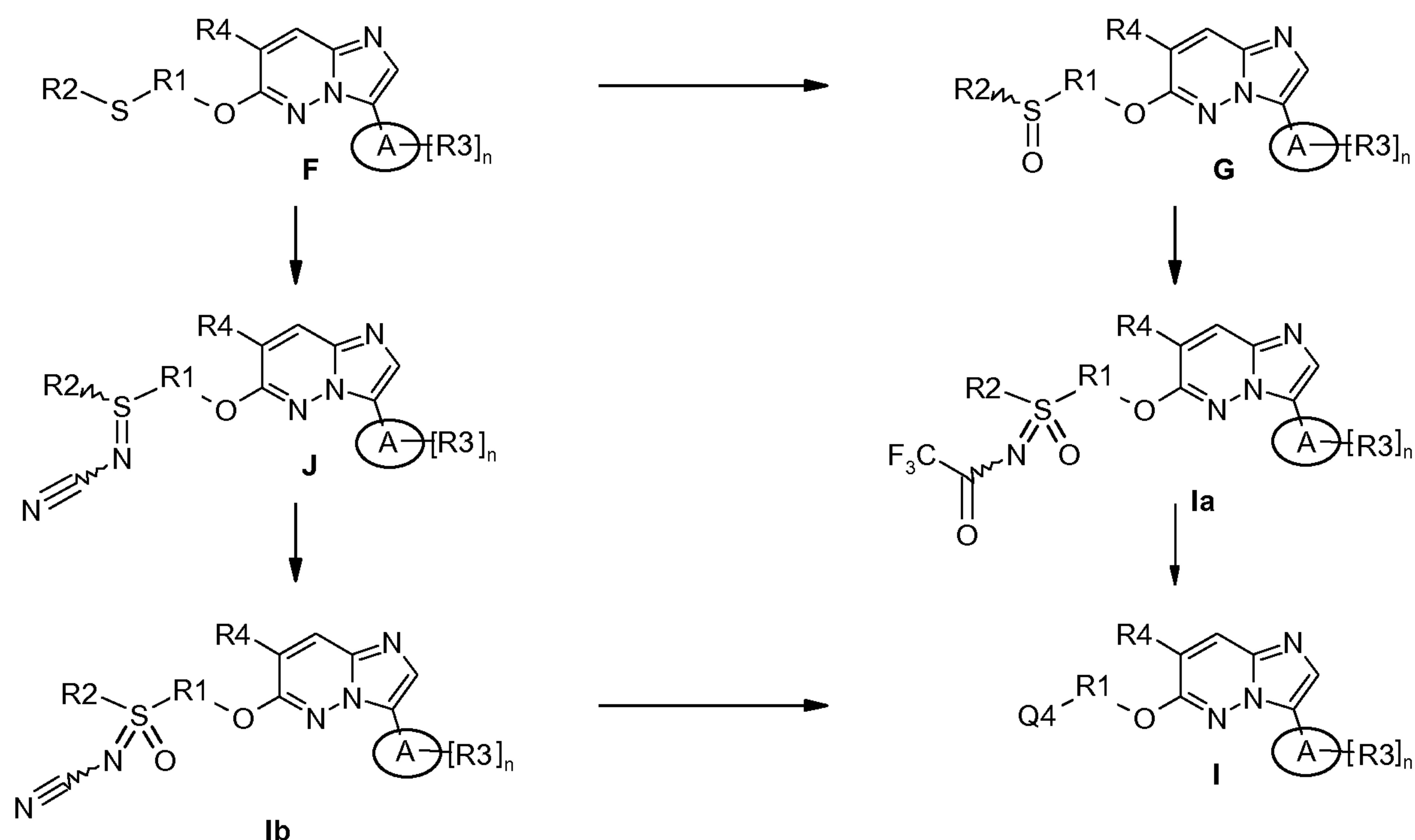
Activation of position 3 of the bicyclic system to give compounds of general formula D can be accomplished, for example, by bromination or iodination of compounds of general formula C using N-bromo- or N-iodo-succinimide, respectively.

- 15 In the fourth step, introduction of residue A-R3 can be achieved using suitably catalyzed cross-coupling reactions employing, for example, boronic acids or stannanes, which results in compounds of general formula E.

Compounds of general formula E serve as central intermediates for the introduction of various side chains containing a thioether functional group to result in
20 Imidazopyridazinyl-ethers of general formula F. Introduction of the side chains can be achieved, for example, employing bases such as sodium hydrides. Depending on the nature of the side chain it may be necessary to run these reactions at elevated temperatures.

Scheme 8 illustrates how the functionalization towards the corresponding
25 sulfoximines of the side chains can be accomplished, provided the side chain bears a thioether moiety (i.e. the side chain in formula F corresponds to, for example, a CH₃-S-CH₂-CH₂-CH₂-O-group).

Scheme 8 :



in which A, Q₄ R₁, R₂, R₃, R₄, R₅ and n are as defined *supra*.

One general synthesis route depicted in scheme 8 in analogy [to Bolm et al, **Chem. Eur. J.** 2007, 6674] starts from the sulfide of general formula **F**. Oxidation to the sulfoxide **G** can be achieved using, for example, iron(III)chloride as a catalyst and periodic acid as the oxidizing agent.

The sulfoxide **G** can be converted into the trifluoro-acetamide-protected sulfoximine of general formula **Ia** (R₅ = -C(=O)CF₃) using a metal catalyzed method, for example by reacting it with trifluoroacetamide in presence of a base, such as magnesium oxide, a catalyst, such as rhodium(II) acetate dimer and an oxidating agent, such as (diacetoxy)iodobenzene.

The removal of the trifluoroacetamide moiety can be accomplished by treatment with a basic agent, such as potassium carbonate for example, to give the sulfoximine of general formula **I**.

In the alternative synthesis route depicted in scheme 8 [in analogy to Bolm et al., **Organic Letters**, 2007, 3809] the sulfide **F** is reacted with cyan amide in presence of a base, such as, for example, potassium-*tert.*-butoxide and an halogenating

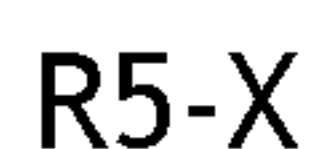
agent, such as, for example, *N*-bromosuccinimide or iodine to give to sulfimine of the general formula J.

The sulfimine J can be transformed to the sulfoximine of general formula Ib by reacting J with oxidizing agents such as, for example, potassium hydrogen persulfate or *meta*-chloroperbenzoic acid in presence of a base such as, for example, potassium carbonate.

Further transformation of the sulfoximine can be achieved, for example by reacting compounds of general formula Ib (R5 = -CN) with an acidic agent, such as sulfuric acid to give compounds of the general formula I. Alternatively, compounds of general formula I can be obtained by reacting compounds of general formula Ib (R5 = -CN) with trifluoroacetic anhydride in a first step, followed by a reaction with potassium carbonate

Other methods or variations of the methods described below may also be applicable for the generation of sulfoximines of the present invention, i.e. it may also be possible to prepare a side chain containing a sulfoximine moiety prior to introduction of the corresponding side chain as an alcohol into the imidazopyridazin-core.

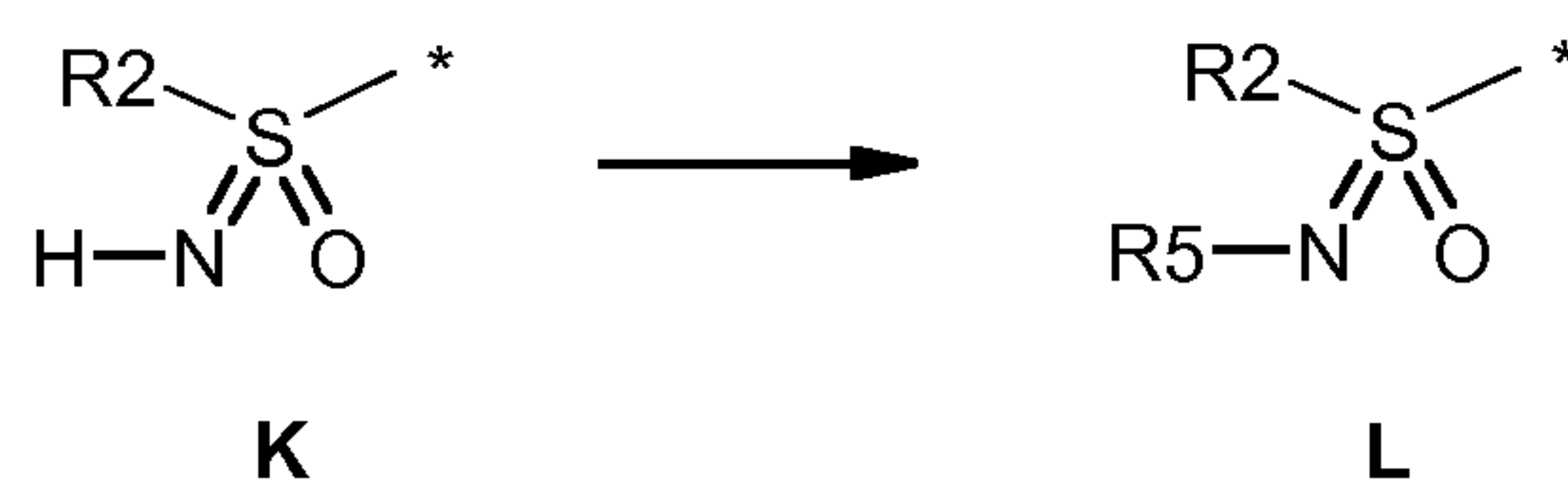
Alternatively, it is possible to further functionalize the sulfoximine-nitrogen in compounds of general formula I (R5 = H) by allowing compounds of general formula I (R5 = -H) to react with an R5-donating agent, such as an alkylating or acylating agent for example, of formula :



in which R5 is as defined *supra*, and X represents a leaving group, such as a halogen atom, for example a chlorine, bromine or iodine atom, or a perfluoroalkylsulfonate group for example, such as a trifluoromethylsulfonate group, a nonafluorobutylsulfonate group, for example, (see Scheme 9) to introduce various R5 substituents.

Scheme 9 :

Q* :



5

The conversion from K to L can be accomplished by treating sulfoximine containing molecules of type K with bases such as potassium hydride in presence of tetra-butylammonium bromide with an alkyl halide, such as allyl bromide to yield compounds of type L [Bolm et al., *Synthesis*, 2005, 1421; describes also acylation of sulfoximines].

Alternatively, there are multiple methods for the preparation of N-functionalized sulfoximines by functionalization of the nitrogen of the sulfoximine group, for example:

15 - Alkylation: see for example: a) U. Lücking et al, US 2007/0232632; b) C.R. Johnson, *J. Org. Chem.* 1993, 58, 1922; c) C. Bolm et al, *Synthesis* 2009, 10, 1601.

- Acylation: see for example: a) C. Bolm et al, *Chem. Europ. J.* 2004, 10, 2942; b) C. Bolm et al, *Synthesis* 2002, 7, 879; c) C. Bolm et al, *Chem. Europ. J.* 2001, 7, 1118.

20 - Arylation: see for example: a) C. Bolm et al, *Tet. Lett.* 1998, 39, 5731; b) C. Bolm et al., *J. Org. Chem.* 2000, 65, 169; c) C. Bolm et al, *Synthesis* 2000, 7, 911; d) C. Bolm et al, *J. Org. Chem.* 2005, 70, 2346; e) U. Lücking et al, WO2007/71455.

- Reaction with isocyanates: see for example: a) V.J. Bauer et al, *J. Org. Chem.* 1966, 31, 3440; b) C. R. Johnson et al, *J. Am. Chem. Soc.* 1970, 92, 6594; c) S.

Allenmark et al, Acta Chem. Scand. Ser. B 1983, 325; d) U. Lücking et al, US2007/0191393.

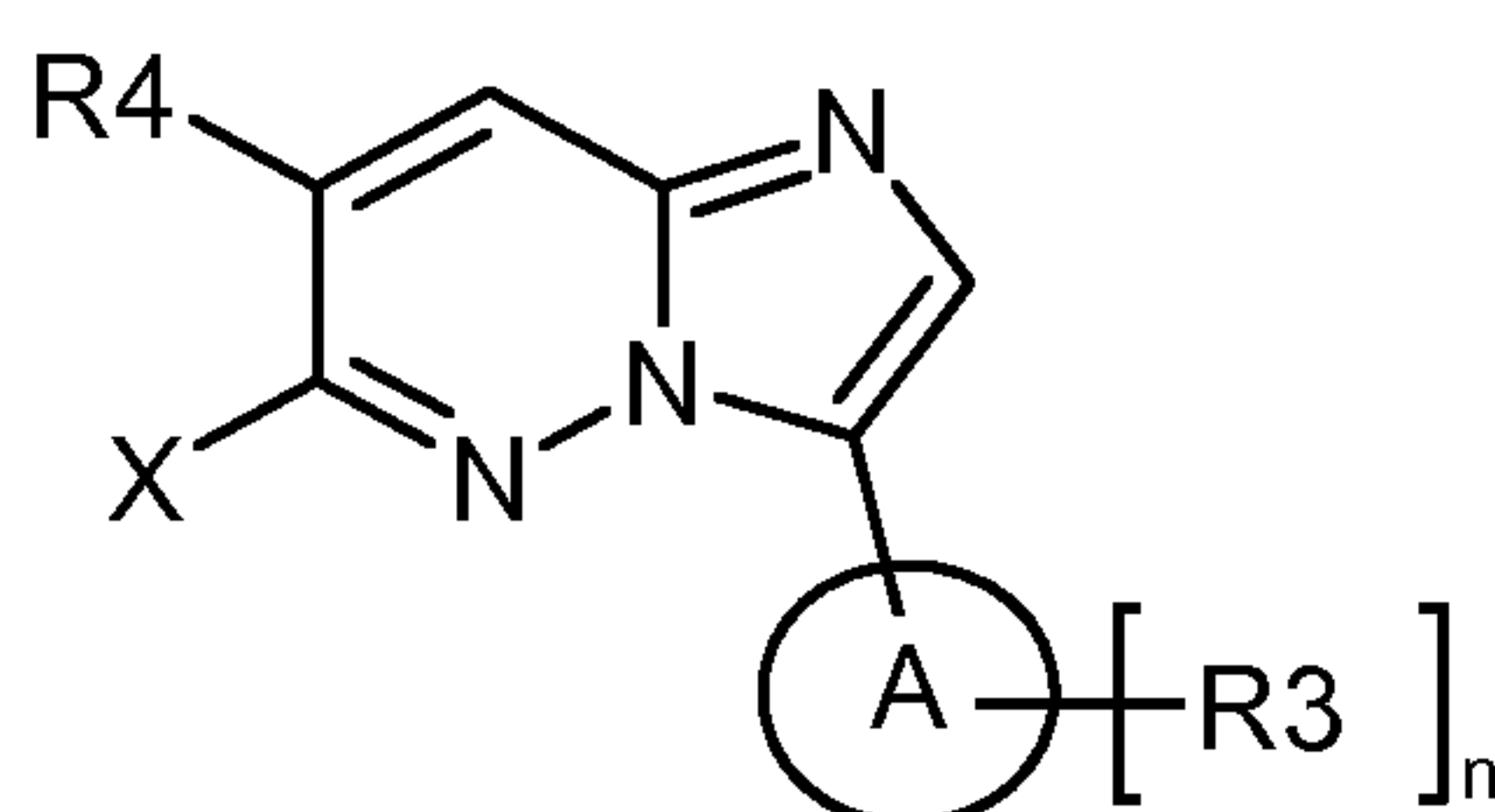
- Reaction with sulfonylchlorides: see for example: a) D.J. Cram et al, J. Am. Chem. Soc. 1970, 92, 7369; b) C.R. Johnson et al, J. Org. Chem. 1978, 43, 4136; c) 5 A.C. Barnes, J. Med. Chem. 1979, 22, 418; d) D. Craig et al, Tet. 1995, 51, 6071; e) U. Lücking et al, US2007/191393.

- Reaction with chloroformates: see for example: a) P.B. Kirby et al, DE2129678; b) D.J. Cram et al, J. Am. Chem. Soc. 1974, 96, 2183; c) P. Stoss et al, Chem. Ber. 1978, 111, 1453; d) U. Lücking et al, WO2005/37800.

10

In accordance with an embodiment, the present invention also relates to a method of preparing a compound of general formula (I) as defined *supra*, said method comprising the step of allowing an intermediate compound of general formula (E) :

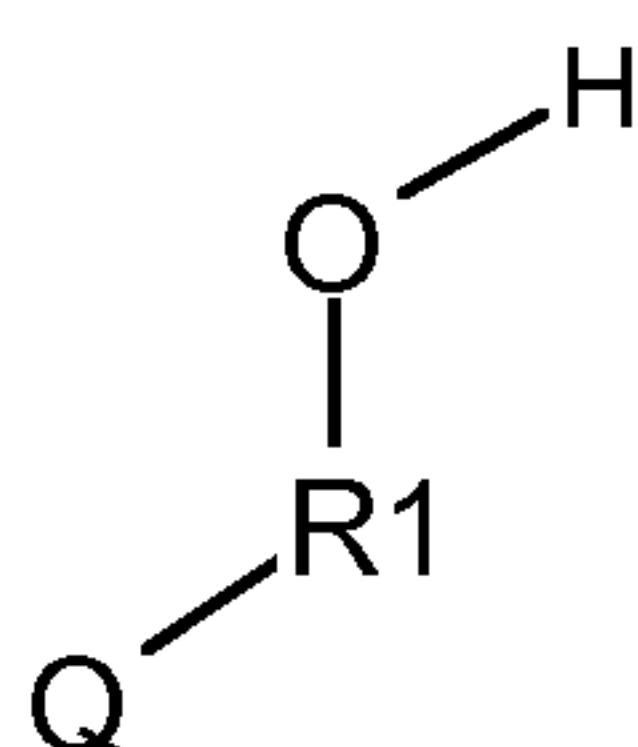
15



(E)

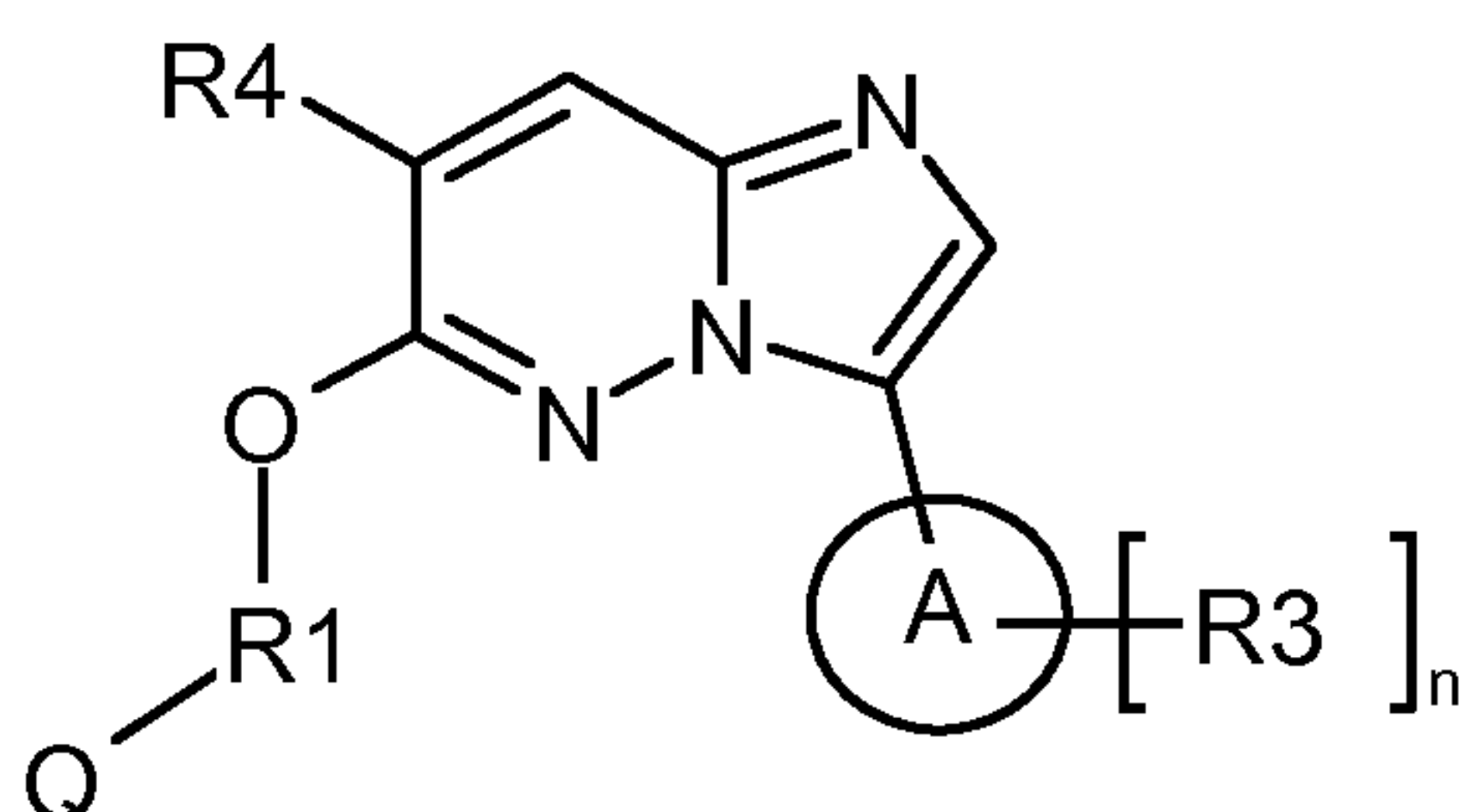
20 in which A, R3, R4 and n are as defined for the compound of general formula (I) *supra*, and X represents a leaving group, such as a halogen atom, for example a chlorine, bromine or iodine atom, or a perfluoroalkylsulfonate group for example, such as a trifluoromethylsulfonate group or a nonafluorobutylsulfonate group, for example,

25 to react, in the presence of a base, with a compound of general formula (G) :



(G),

in which R1 and Q are defined for the compound of general formula (I), *supra*, thereby giving a compound of general formula (I) :



5

(I)

in which A, Q, R1, R3, R4 and n are defined for the compound of general formula (I) *supra*.

General part

10 Chemical names were generated using ACD/Name Batch Version 12.01.

Unless otherwise noted, all reactions were carried out in an inert atmosphere.

HPLC Methods:

Method 1:

15 Instrument: Waters Acquity UPLCMS ZQ4000; Column: Acquity UPLC BEH C18 1.7 μm , 50x2.1mm; eluent A: water + 0.05% formic acid, Eluent B: acetonitrile + 0.05% formic acid gradient: 0-1.6 min 1-99% B, 1.6-2.0 min 99% B; flow 0.8 mL/min; temperature: 60 °C; injection: 2 μL ; DAD scan: 210-400 nm; ELSD

Method 2:

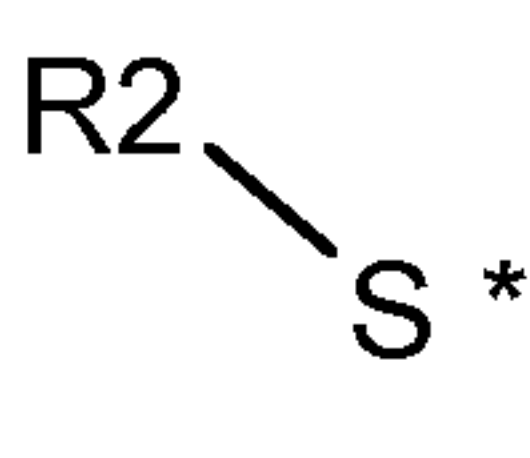
20 Instrument: Waters Acquity UPLCMS SQD 3001; Column: Acquity UPLC BEH C18 1.7 μm , 50x2.1mm; eluent A: water + 0.1vol% formic acid (95%), eluent B: acetonitrile, gradient: 0-1.6 min 1-99% B, 1.6-2.0 min 99% B; flow 0.8 mL/min; temperature: 60 °C; injection: 2 μL ; DAD scan: 210-400 nm; ELSD

Method 3:

Instrument: Waters Acquity UPLCMS SQD; Column: Acquity UPLC BEH C18 1.7 μ m, 50x2.1mm; eluent A: water + 0.05vol% formic acid (95%), eluent B: acetonitrile + 0.05vol% formic acid (95%), gradient: 0-1.6 min 1-99% B, 1.6-2.0 min 99% B; flow
 5 0.8 mL/min; temperature: 60 °C; injection: 2 μ L; DAD scan: 210-400 nm; ELSD

EXAMPLES

I. Examples of compounds of general formula (I) in which Q is Q1, which

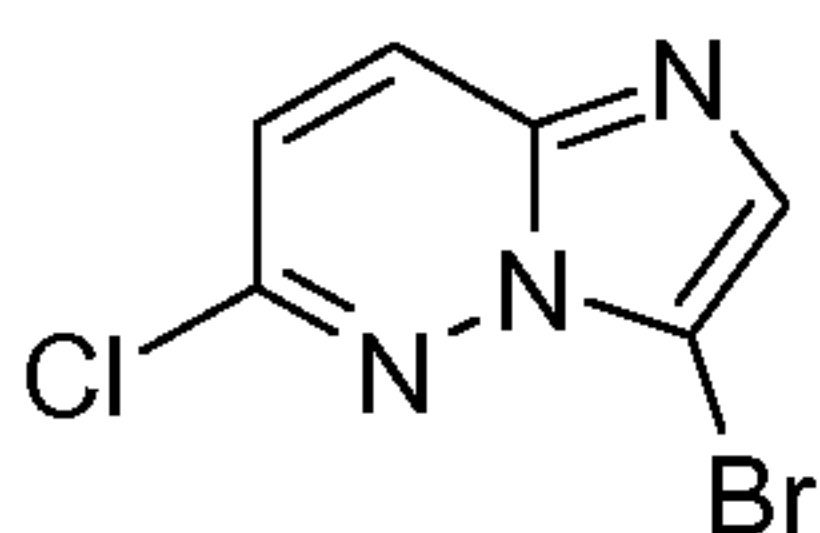
represents a  group ("Q1"), wherein * indicates the point of attachment of said groups with the rest of the molecule :
 10

Intermediates :

Intermediate I.1

3-Bromo-6-chloro-imidazo[1,2-*b*]pyridazine

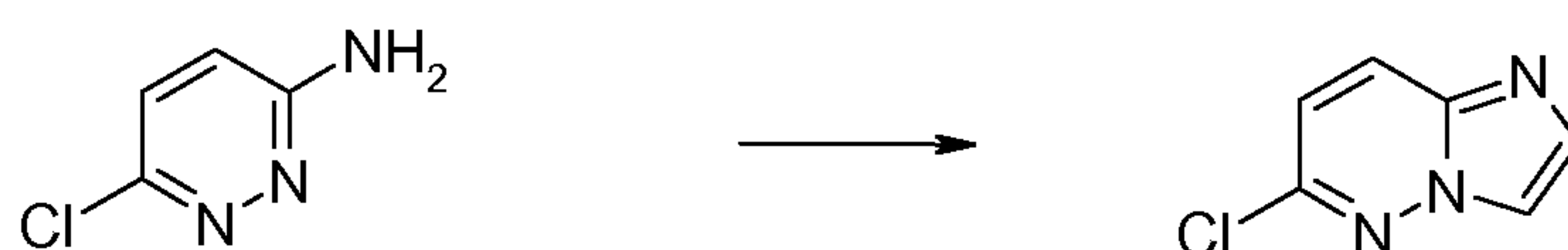
15



3-Bromo-6-chloro-imidazo[1,2-*b*]pyridazine was synthesised as described for example in WO 2007/147646 or DE 10 2006 029447, e.g. as follows :

Step 1 : Preparation of 6-Chloroimidazo[1,2-*b*]pyridazine :

20

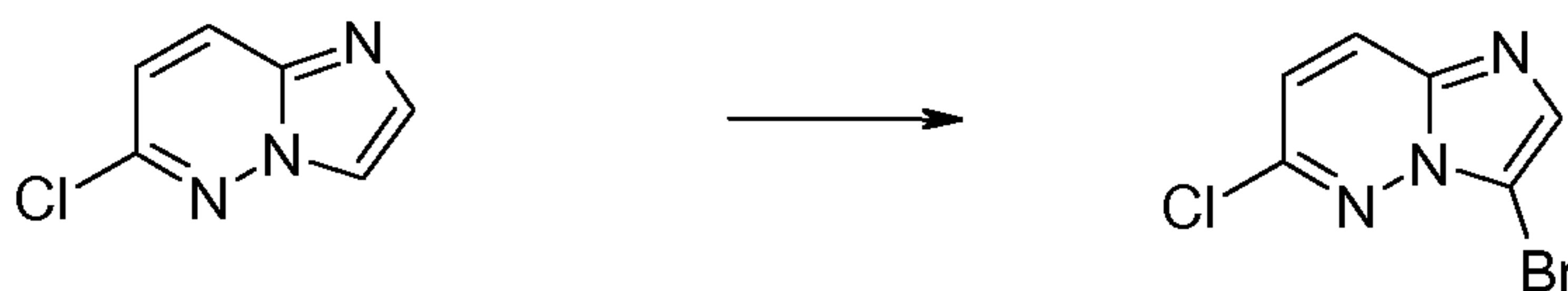


5.0 g (38.6 mmol) of 3-amino-6-chloropyridazine were heated together with 4.7 mL (40 mmol) of chloroacetaldehyde (55% strength in water) in 15 mL of n-butanol at

120 °C for a period of 5 days. After the reaction was complete, the reaction mixture was added to saturated sodium bicarbonate solution and extracted three times with ethyl acetate. The combined organic phases were then washed with sat. sodium chloride solution and dried over sodium sulfate, and the solvent was removed in vacuo. In the final purification by chromatography on silica gel, 4.17 g (70%) of the desired product were isolated in the form of an amorphous white solid.

¹H-NMR (CHLOROFORM-d): δ [ppm] = 7.06 (d, 1H); 7.79 (d, 1H); 7.92, (d, 1H); 7.96 (d, 1H).

Step 2 : Preparation of 3-Bromo-6-chloroimidazo[1,2-*b*]pyridazine

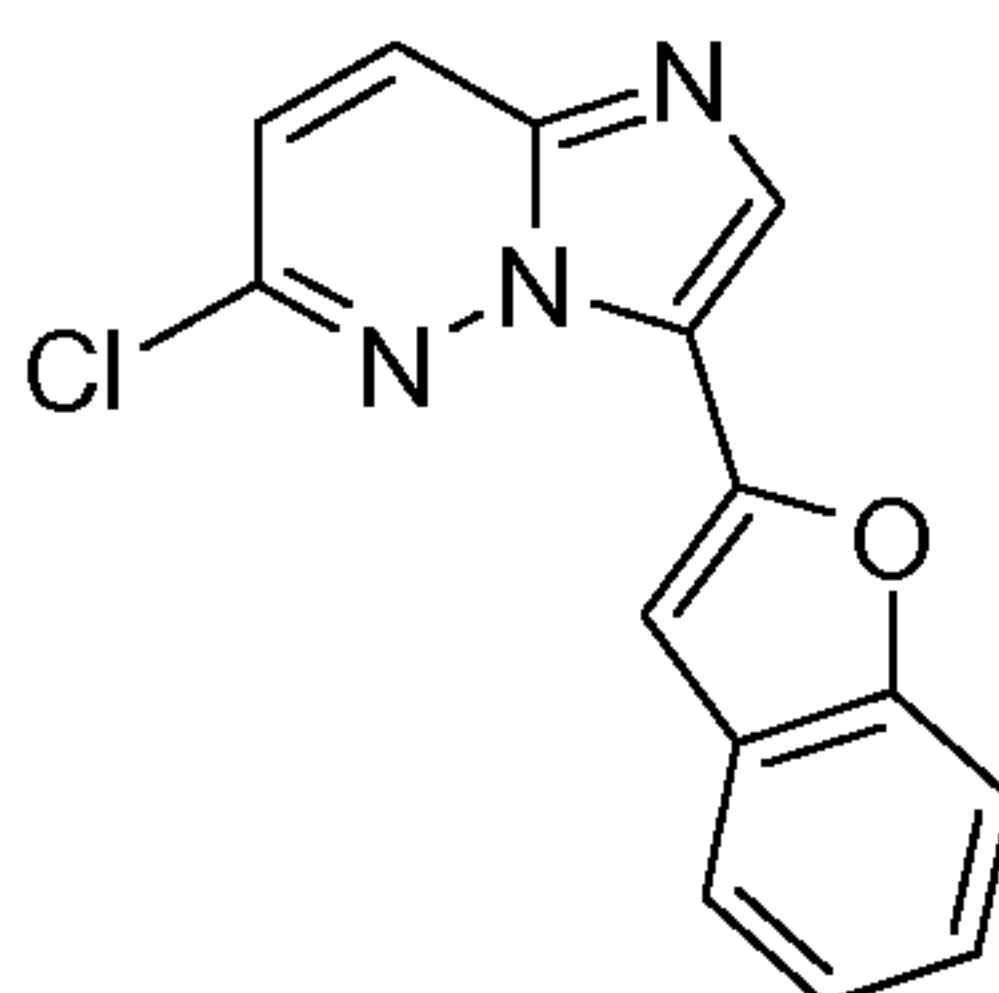


478 mg (3.11 mmol) of 6-chloroimidazo[1,2-*b*]pyridazine were introduced into 10 mL of chloroform under argon and, while cooling in ice, 664 mg (3.73 mmol) of *N*-bromosuccinimide were added. After the addition was complete, the reaction mixture was stirred at room temperature overnight. The reaction mixture was then mixed with water and ethyl acetate and, after addition of saturated sodium bicarbonate solution, the phases were separated. The aqueous phase was extracted three more times with ethyl acetate. The combined organic phases were then washed with sat. sodium chloride solution and dried over sodium sulfate. In the final removal of the solvent in vacuo, the desired product was isolated in quantitative yield in the form of an amorphous white solid which was employed without further chromatographic purification in subsequent reactions.

15

20

¹H-NMR (CHLOROFORM-d): δ [ppm] = 7.12 (d, 1H); 7.79 (s, 1H); 7.90, (d, 1H).

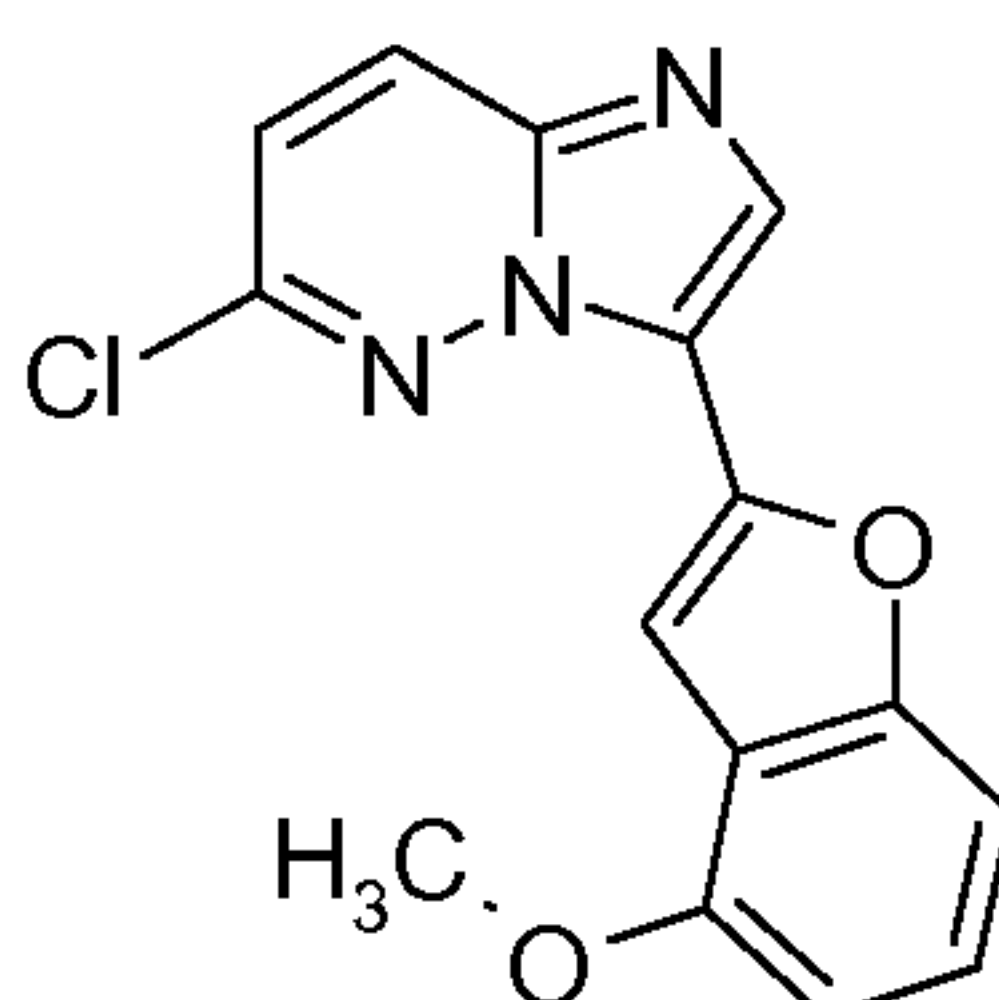
Intermediate I.2**3-(1-Benzofur-2-yl)-6-chloroimidazo[1,2-*b*]pyridazine**

13.9 g (59.8 mmol) 3-bromo-6-chloro-imidazo[1,2-*b*]pyridazine were suspended in
 5 508 mL 1,4-dioxane. 10.1 g (62.8 mmol) 2-benzofuranylboronic acid, 2.76 g (2.29
 mmol) tetrakis(triphenylphosphino)palladium-(0) and 19.0 g (179 mmol) sodium
 carbonate were added. The obtained mixture was heated to 100°C for 24 h.

400 mL of a saturated aqueous ammonium chloride solution were added. The
 obtained mixture was extracted with ethyl acetate. The combined organic layers
 10 were washed with brine and dried over magnesium sulfate. After evaporation of
 the solvent, the obtained solid material was digested in 40 mL of a mixture of
 dichloromethane and methanol (8:2), filtered off and dried in vacuo to yield 5.42 g
 (44%) of the title compound as solid material.

¹H-NMR (300MHz, DMSO-*d*₆): δ [ppm]= 7.23 - 7.40 (m, 2H), 7.51 (d, 1H), 7.59 - 7.67
 15 (m, 2H), 7.77 (d, 1H), 8.33 - 8.40 (m, 2H).

LCMS (Method 1): R_t = 1.35 min; MS (ESIpos) m/z = 270 [M+H]⁺.

Intermediate I.3**6-Chloro-3-(4-methoxy-1-benzofuran-2-yl)imidazo[1,2-*b*]pyridazine**

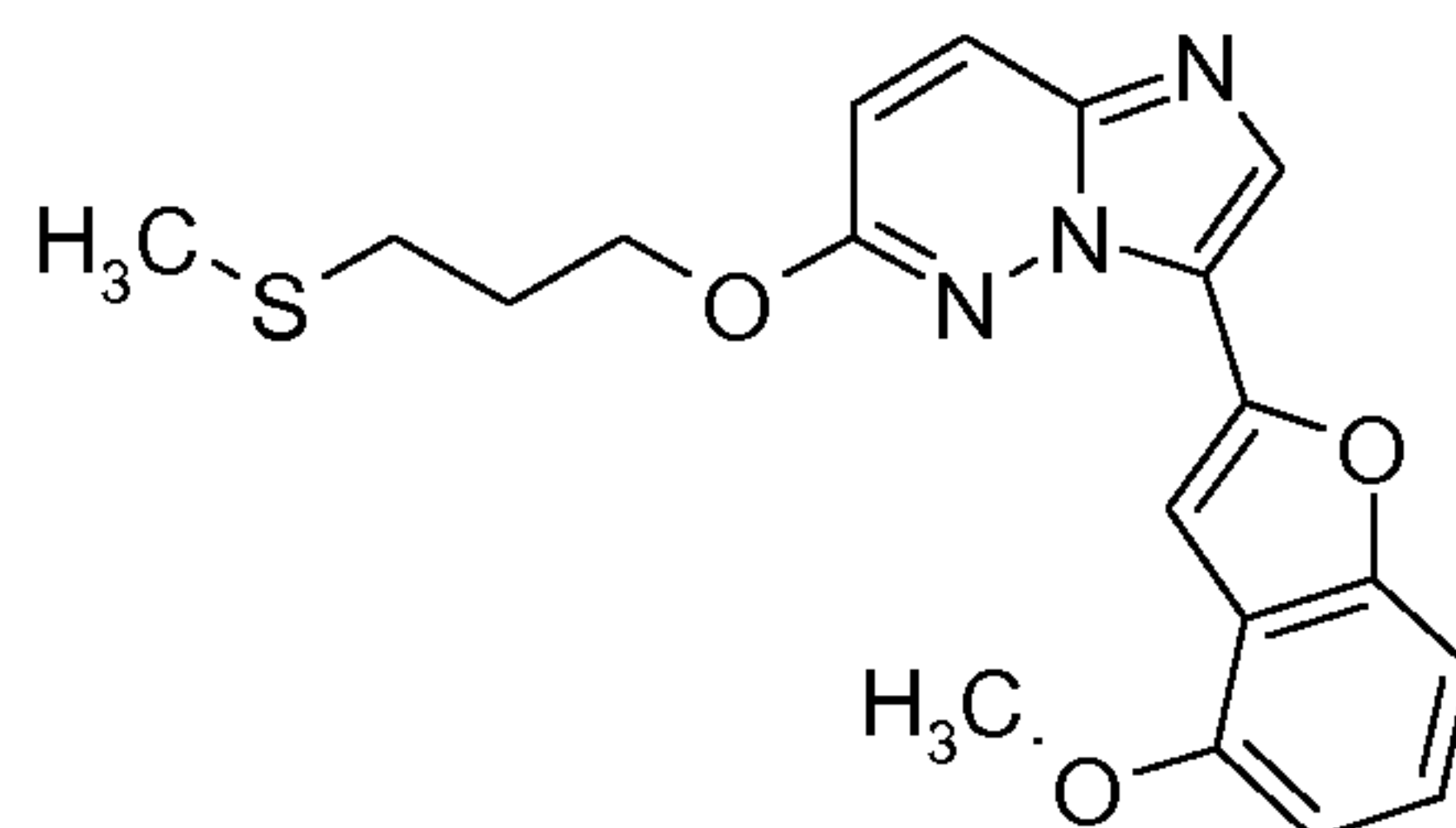
6-Chloro-3-(4-methoxy-1-benzofuran-2-yl)imidazo[1,2-*b*]pyridazine was prepared in analogy to intermediate I.2 starting from 1.68 g (7.22 mmol) of intermediate I.1 to yield 43% of a solid material.

¹H-NMR (300 MHz, DMSO-*d*₆), δ [ppm]= 3.96 (3H), 6.85-6.91 (1H), 7.25-7.38 (2H),
5 7.52-7.59 (2H), 8.37-8.43 (2H).

LCMS (Method 1): R_t = 1.31 min; MS (ESIpos) m/z = 300 [M+H]⁺.

Example I.1

3-(4-Methoxy-1-benzofuran-2-yl)-6-[3-(methylsulfonyl)propoxy]imidazo[1,2-*b*]-
10 pyridazine



In an ice bath 171 mg (4.27 mmol) sodium hydride (60% dispersion in mineral oil) were dispensed in 20 mL of anhydrous tetrahydrofuran. 454 mg (4.27 mmol) 3-(methylsulfonyl)-propan-1-ol were slowly added. After complete addition, stirring
15 at 0°C was continued for 15 min. 320 mg (1.07 mmol) of intermediate I.3 were added, the ice bath removed and the resulting mixture was stirred for 12 h at room temperature.

The reaction mixture was carefully poured into 100 mL saturated ammonium chloride solution. The aqueous layer was extracted with 250 mL ethyl acetate. The
20 combined organic layers were washed with 100 mL brine, dried over magnesium sulfate, and concentrated.

698 mg of the title compound were obtained as a crude product, which was used without further purification in the subsequent steps.

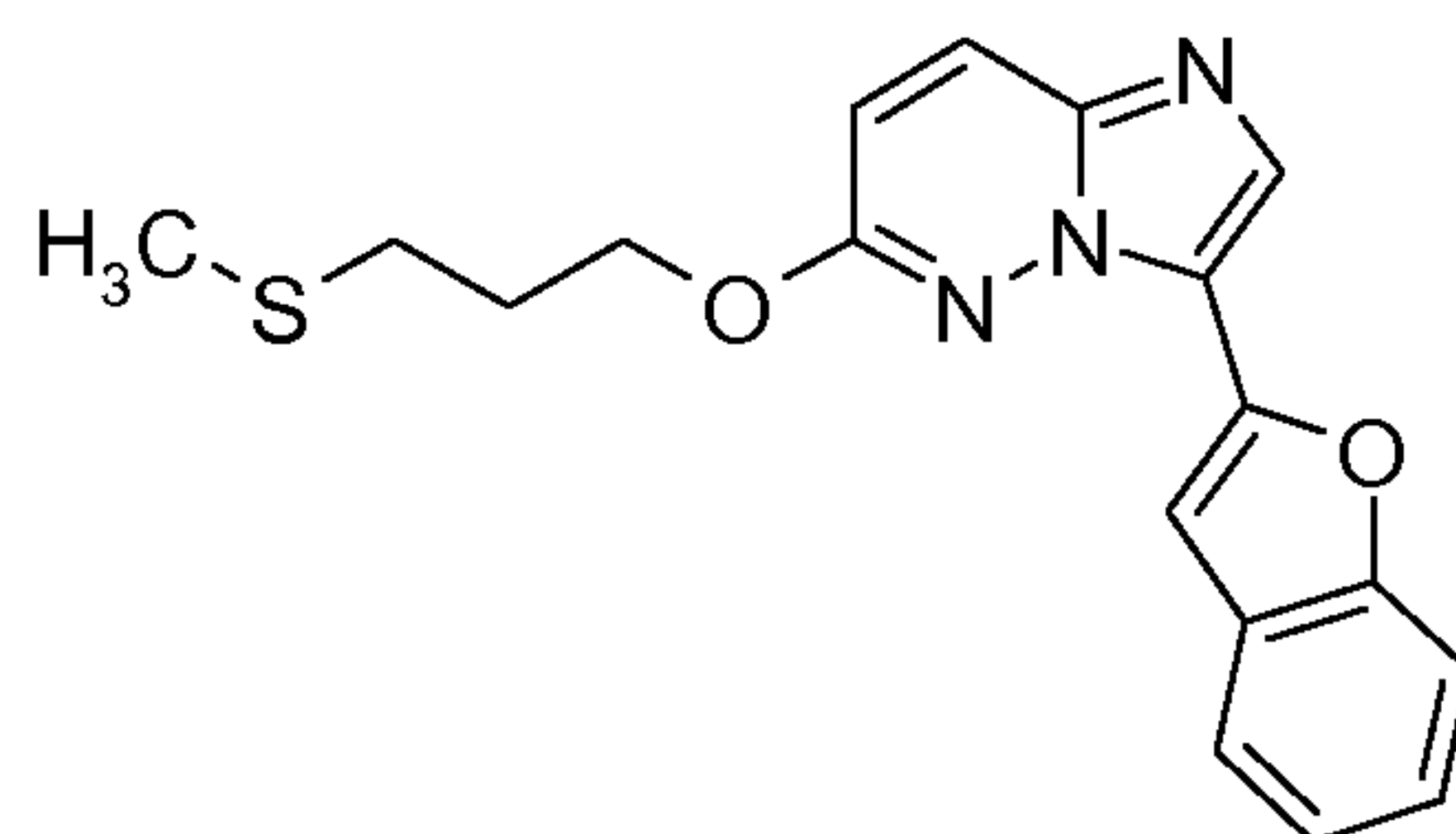
A small sample (64 mg) of the crude product was purified by HPLC to give 12 mg of
25 the title compound as a solid material.

$^1\text{H-NMR}$ (500 MHz, DMSO-d_6), δ [ppm]= 2.13 (3H), 2.14-2.21 (2H), 2.73 (3H), 3.96 (3H), 4.61 (2H), 6.87 (1H), 7.06 (1H), 7.26-7.35 (2H), 7.58 (1H), 8.16 (1H), 8.19 (1H).

LC-MS (Method 3): $R_t = 1.38$ min; MS (ESIpos) $m/z = 370$ $[\text{M}+\text{H}]^+$.

5 Example I.2

3-(1-Benzofuran-2-yl)-6-[3-(methylsulfanyl)propoxy]imidazo[1,2-*b*]pyridazine



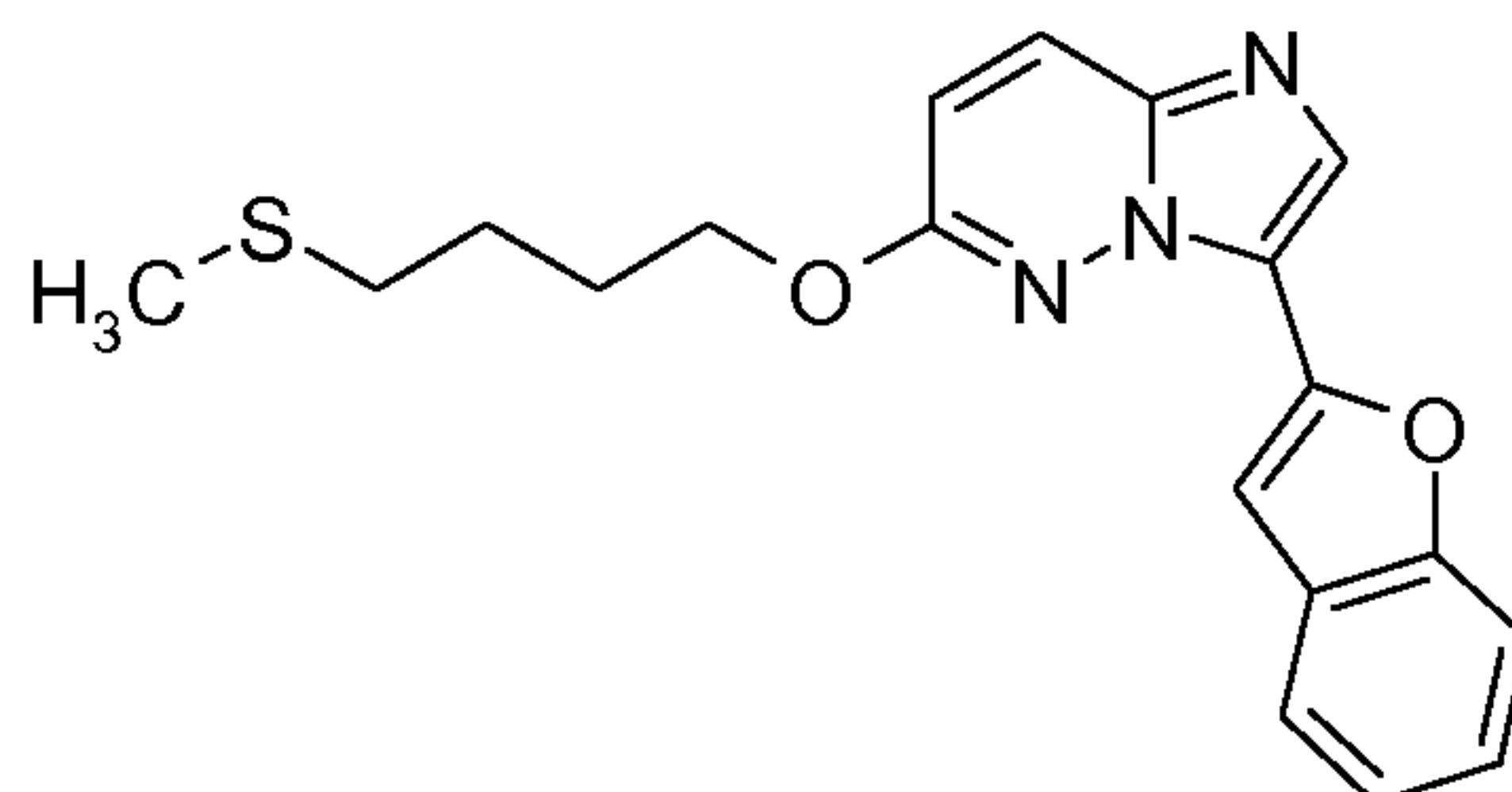
3-(1-Benzofuran-2-yl)-6-[3-(methylsulfanyl)propoxy]imidazo[1,2-*b*]pyridazine was prepared in analogy to example I.1 starting from 2.5 g (9.27 mmol) of intermediate I.2 to yield 2.51 g of a solid material which was used without further purification.

$^1\text{H-NMR}$ (300 MHz, DMSO-d_6), δ [ppm]= 2.04-2.19 (5H), 2.68 (2H), 4.57 (2H), 7.01 (1H), 7.23-7.37 (2H), 7.56-7.66 (2H), 7.70 (1H), 8.07-8.21 (2H).

LCMS (Method 3): $R_t = 1.39$ min; MS (ESIpos) $m/z = 340$ $[\text{M}+\text{H}]^+$.

15 Example I.3

3-(1-Benzofuran-2-yl)-6-[4-(methylsulfanyl)butoxy]imidazo[1,2-*b*]pyridazine



3-(1-Benzofuran-2-yl)-6-[4-(methylsulfanyl)butoxy]imidazo[1,2-*b*]pyridazine was prepared in analogy to example I.1 starting from 500 mg (1.85 mmol) of

intermediate I.2 to yield 1.29 g of a crude material which was used without further purification.

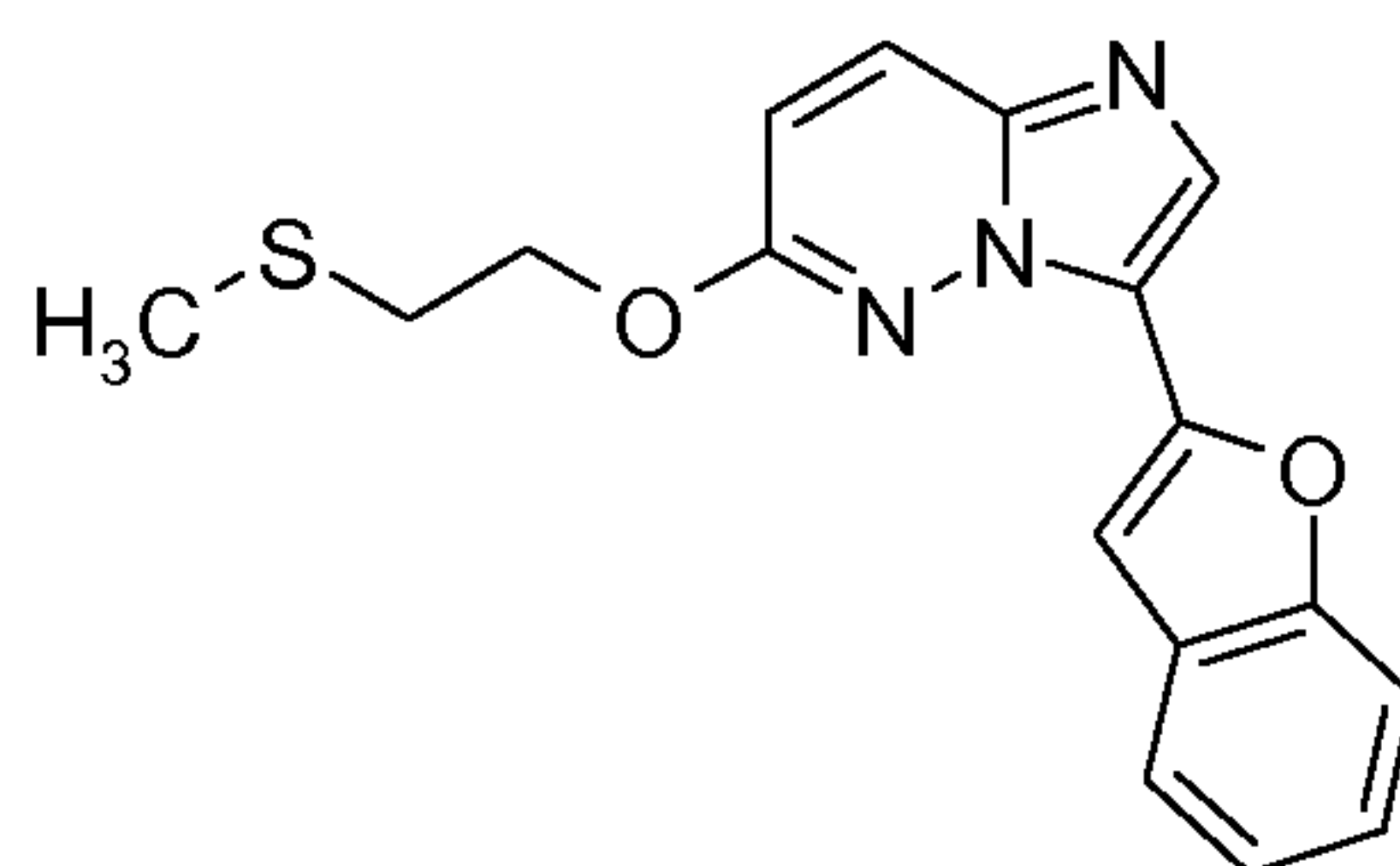
A small sample (110 mg) of the crude material was purified by HPLC to give 31 mg of the title compound as solid material.

- 5 $^1\text{H-NMR}$ (300 MHz, DMSO- d_6), δ [ppm]= 1.77 (2H), 1.86-1.99 (2H), 2.03 (3H), 2.56 (2H), 4.52 (2H), 7.02 (1H), 7.30 (2H), 7.59-7.66 (2H), 7.72 (1H), 8.11-8.19 (2H).

LCMS (Method 3): R_t = 1.46 min; MS (ESIpos) m/z = 354 $[\text{M}+\text{H}]^+$.

Example I.4

- 10 3-(1-Benzofuran-2-yl)-6-[2-(methylsulfanyl)ethoxy]imidazo[1,2-*b*]pyridazine

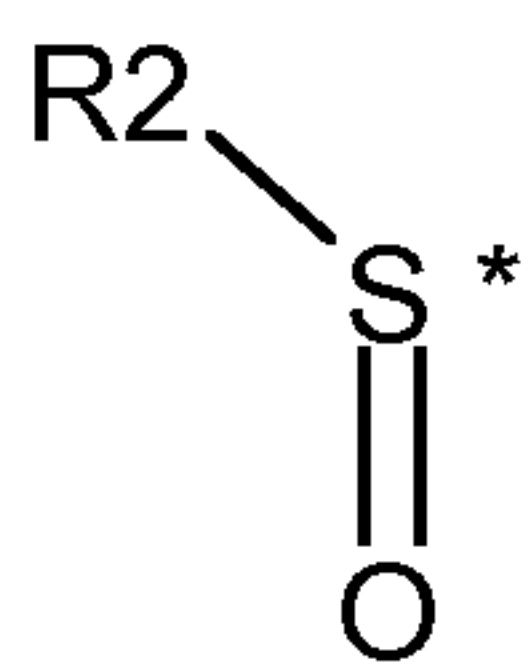


- 15 3-(1-Benzofuran-2-yl)-6-[2-(methylsulfanyl)ethoxy]imidazo[1,2-*b*]pyridazine was prepared in analogy to example I.1 starting from 600 mg (2.23 mmol) of intermediate I.2 to yield 741 mg of a crude material which was used without further purification.

A small sample (40 mg) of the crude material was purified by HPLC to give 19 mg of the title compound as solid material.

LCMS (Method 3): R_t = 1.34 min; MS (ESIpos) m/z = 326 $[\text{M}+\text{H}]^+$.

II. Examples of compounds of general formula (I) in which Q is Q2, which

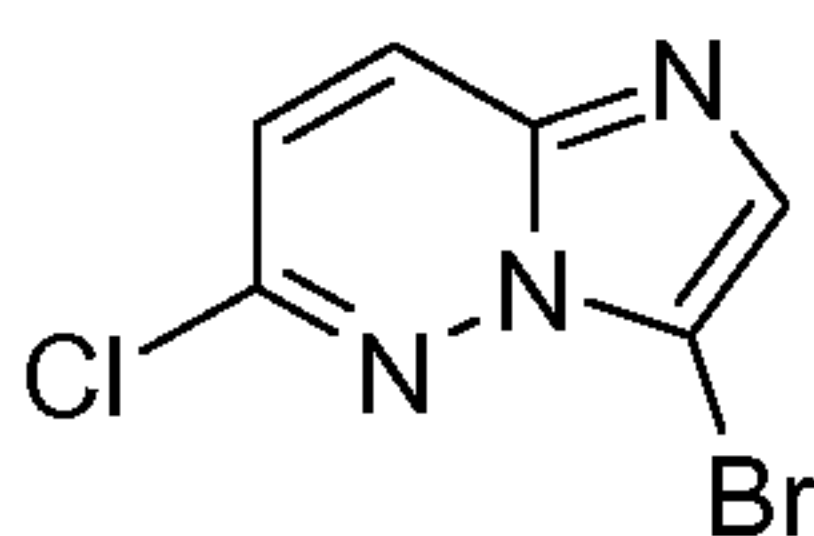


represents a group ("Q2"), wherein * indicates the point of attachment of said groups with the rest of the molecule :

5 Intermediates :

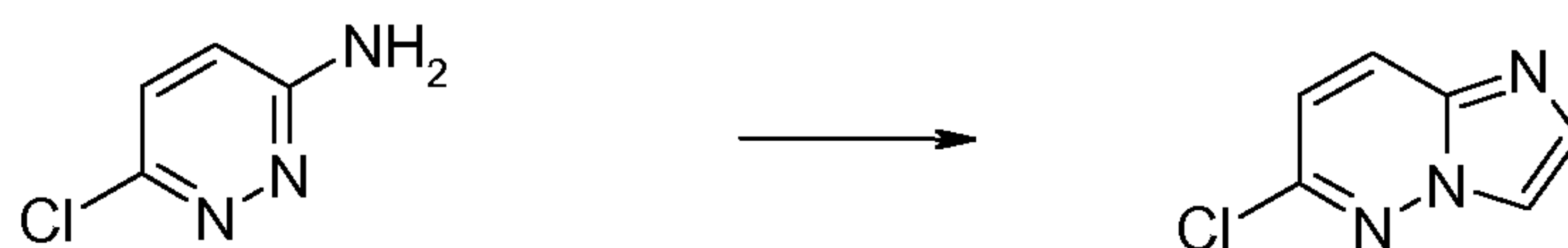
Intermediate II.1

3-Bromo-6-chloro-imidazo[1,2-*b*]pyridazine



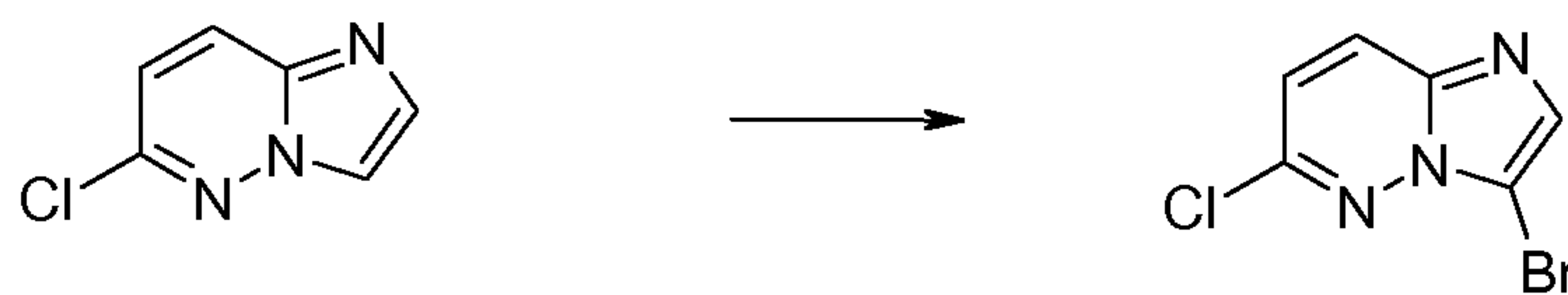
3-Bromo-6-chloro-imidazo[1,2-*b*]pyridazine was synthesised as described for
10 example in WO 2007/147646 or DE 10 2006 029447, e.g. as follows :

Step 1 : Preparation of 6-Chloroimidazo[1,2-*b*]pyridazine :



5.0 g (38.6 mmol) of 3-amino-6-chloropyridazine were heated together with 4.7 mL
15 (40 mmol) of chloroacetaldehyde (55% strength in water) in 15 mL of n-butanol at
120°C for a period of 5 days. After the reaction was complete, the reaction
mixture was added to saturated sodium bicarbonate solution and extracted three
times with ethyl acetate. The combined organic phases were then washed with sat.
sodium chloride solution and dried over sodium sulfate, and the solvent was
20 removed in vacuo. In the final purification by chromatography on silica gel, 4.17 g
(70%) of the desired product were isolated in the form of an amorphous white solid.

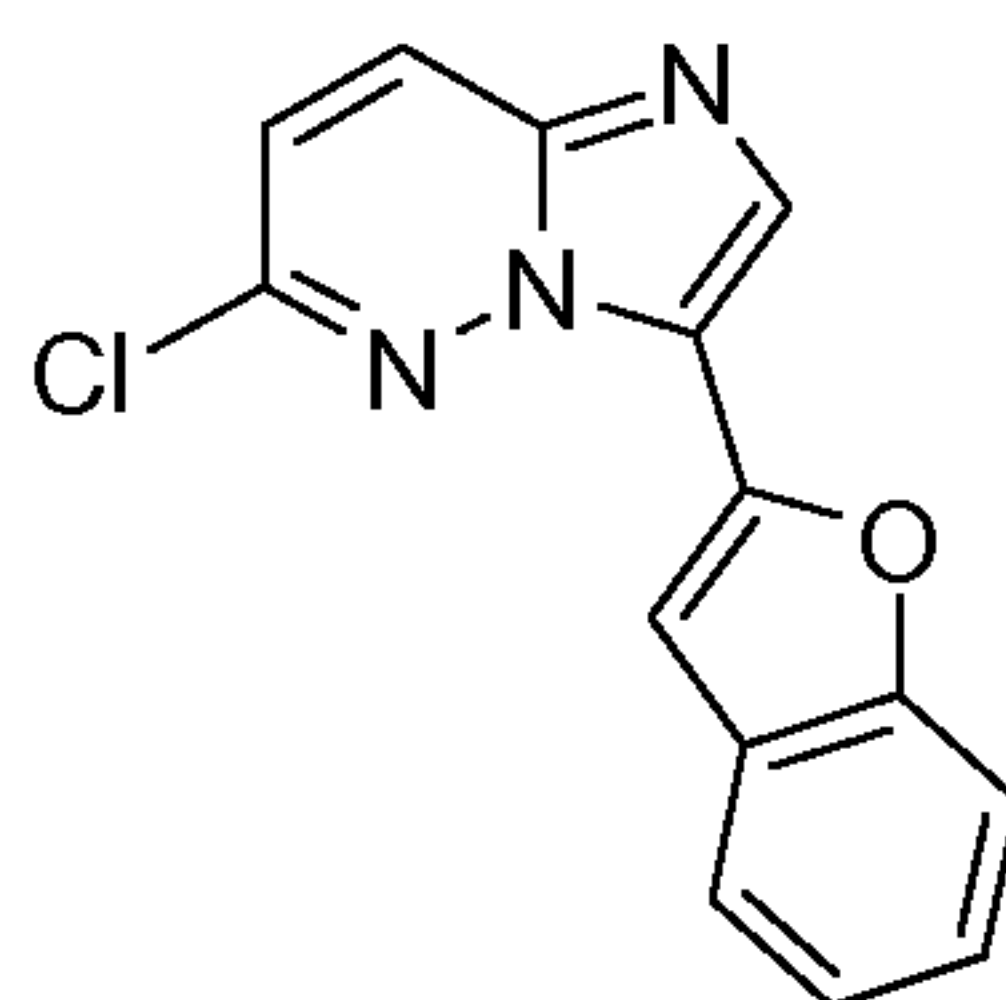
¹H-NMR (CHLOROFORM-*d*): δ [ppm] = 7.06 (d, 1H); 7.79 (d, 1H); 7.92, (d, 1H); 7.96
(d, 1H).

Step 2 : Preparation of 3-Bromo-6-chloroimidazo[1,2-*b*]pyridazine

478 mg (3.11 mmol) of 6-chloroimidazo[1,2-*b*]pyridazine were introduced into 10 mL of chloroform under argon and, while cooling in ice, 664 mg (3.73 mmol) of *N*-bromosuccinimide were added. After the addition was complete, the reaction mixture was stirred at room temperature overnight. The reaction mixture was then mixed with water and ethyl acetate and, after addition of saturated sodium bicarbonate solution, the phases were separated. The aqueous phase was extracted three more times with ethyl acetate. The combined organic phases were then washed with sat. sodium chloride solution and dried over sodium sulfate. In the final removal of the solvent in vacuo, the desired product was isolated in quantitative yield in the form of an amorphous white solid which was employed without further chromatographic purification in subsequent reactions.

¹H-NMR (CHLOROFORM-*d*): δ [ppm] = 7.12 (d, 1H); 7.79 (s, 1H); 7.90, (d, 1H).

Intermediate II.2

3-(1-Benzofur-2-yl)-6-chloroimidazo[1,2-*b*]pyridazine

13.9 g (59.8 mmol) 3-bromo-6-chloro-imidazo[1,2-*b*]pyridazine were suspended in 508 mL 1,4-dioxane. 10.1 g (62.8 mmol) 2-benzofuranylboronic acid, 2.76 g (2.29 mmol) tetrakis(triphenylphosphino)palladium-(0) and 19.0 g (179 mmol) sodium carbonate were added. The obtained mixture was heated to 100°C for 24 h.

400 mL of a saturated aqueous ammonium chloride solution were added. The obtained mixture was extracted with ethyl acetate. The combined organic layers were washed with brine and dried over magnesium sulfate. After evaporation of the solvent, the obtained solid material was digested in 40 mL of a mixture of dichloromethane and methanol (8:2), filtered off and dried in vacuo to yield 5.42 g (44%) of the title compound as solid material.

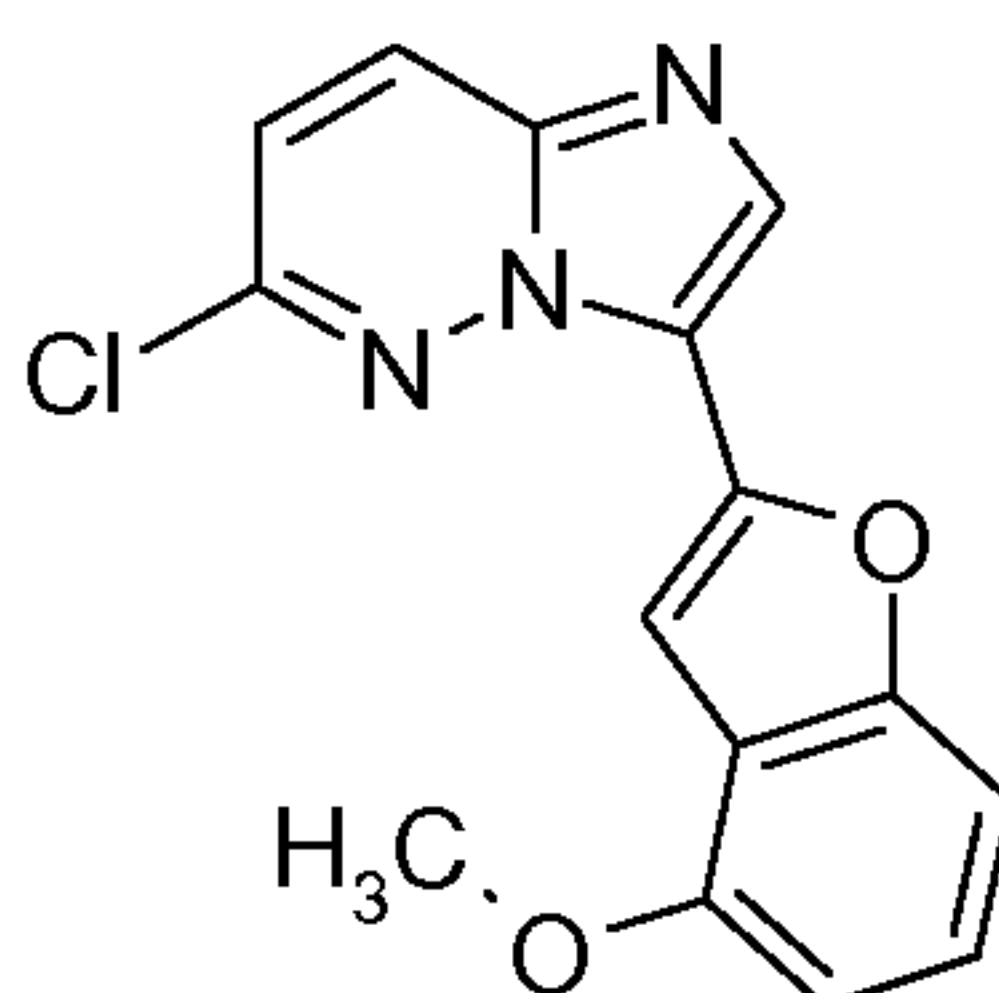
$^1\text{H-NMR}$ (300MHz, DMSO- d_6): δ [ppm]= 7.23 - 7.40 (m, 2H), 7.51 (d, 1H), 7.59 - 7.67 (m, 2H), 7.77 (d, 1H), 8.33 - 8.40 (m, 2H).

LCMS (Method 1): R_t = 1.35 min; MS (ESIpos) m/z = 270 $[\text{M}+\text{H}]^+$.

10

Intermediate II.3

6-Chloro-3-(4-methoxy-1-benzofuran-2-yl)imidazo[1,2-*b*]pyridazine



6-Chloro-3-(4-methoxy-1-benzofuran-2-yl)imidazo[1,2-*b*]pyridazine was prepared in analogy to intermediate II.2 starting from 1.68 g (7.22 mmol) of intermediate II.1 to yield 43% of a solid material.

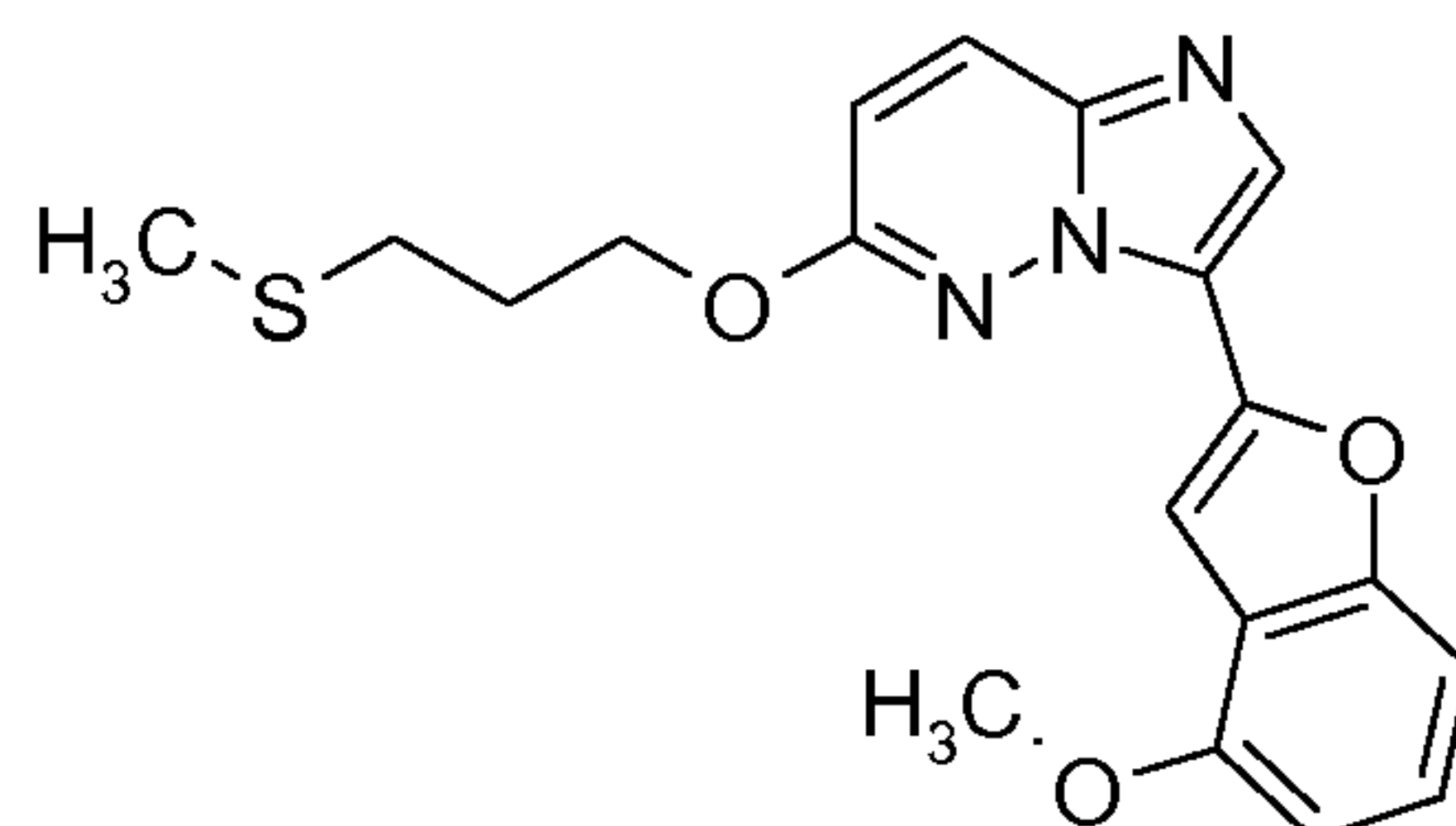
$^1\text{H-NMR}$ (300 MHz, DMSO- d_6), δ [ppm]= 3.96 (3H), 6.85-6.91 (1H), 7.25-7.38 (2H), 7.52-7.59 (2H), 8.37-8.43 (2H)

LCMS (Method 1): R_t = 1.31 min; MS (ESIpos) m/z = 300 $[\text{M}+\text{H}]^+$.

20

Advanced Intermediates (AI's) towards Sulfoxides

AI II.1

3-(4-Methoxy-1-benzofuran-2-yl)-6-[3-(methylsulfanyl)propoxy]imidazo[1,2-*b*]pyridazine

5

In an ice bath 171 mg (4.27 mmol) sodium hydride (60% dispersion in mineral oil) were dispensed in 20 mL of anhydrous tetrahydrofurane. 454 mg (4.27 mmol) 3-(methylsulfanyl)-propan-1-ol were slowly added. After complete addition, stirring at 0°C was continued for 15 min. 320 mg (1.07 mmol) of intermediate II.3 were added, the ice bath removed and the resulting mixture was stirred for 12 h at room temperature.

The reaction mixture was carefully poured into 100 mL saturated ammonium chloride solution. The aqueous layer was extracted with 250 mL ethyl acetate. The combined organic layers were washed with 100 mL brine, dried over magnesium sulfate, and concentrated.

698 mg of the title compound were obtained as a crude product, which was used without further purification in the subsequent steps.

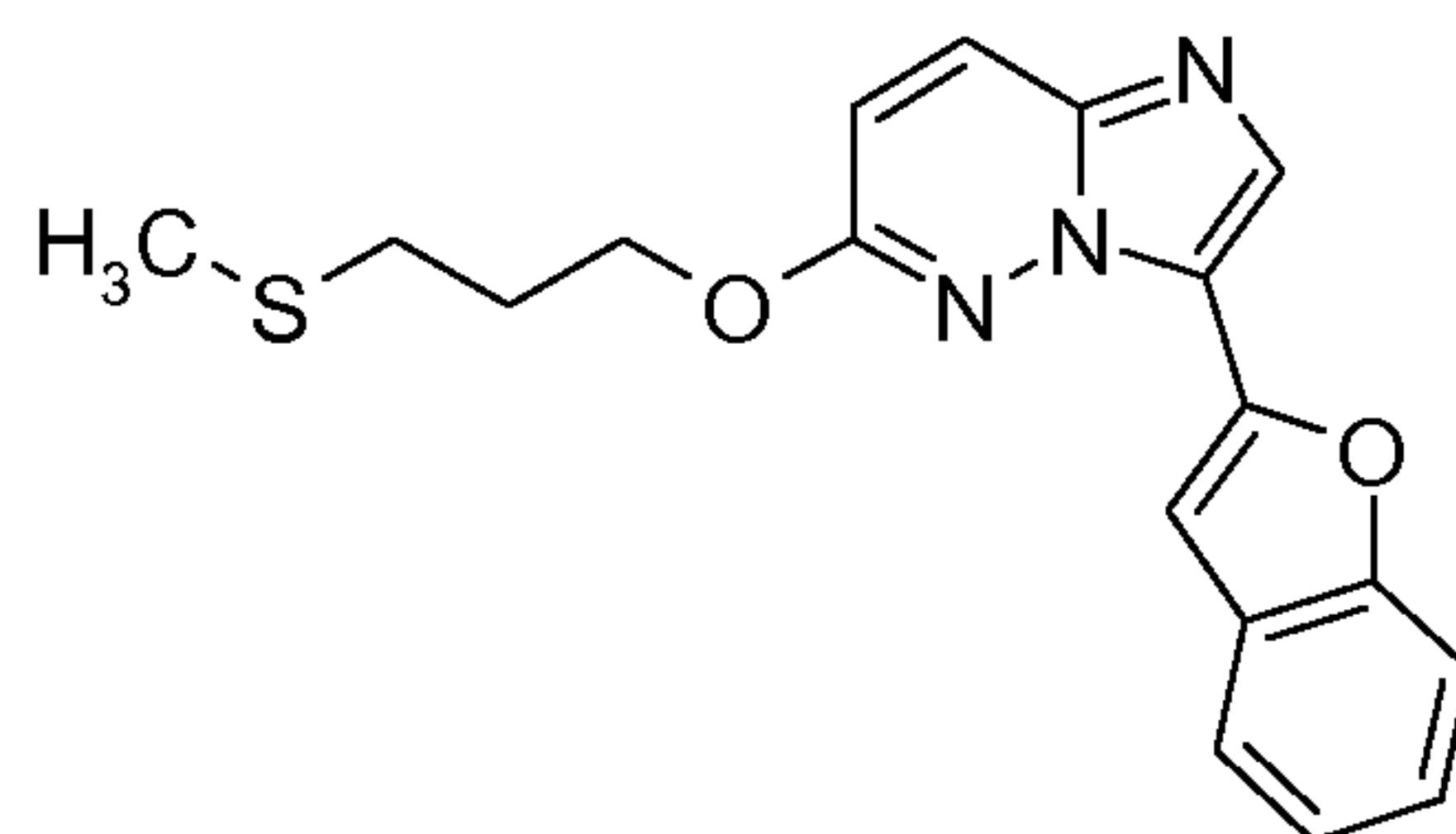
A small sample (64 mg) of the crude product was purified by HPLC to give 12 mg of the title compound as a solid material.

¹H-NMR (500 MHz, DMSO-d₆), δ [ppm]= 2.13 (3H), 2.14-2.21 (2H), 2.73 (3H), 3.96 (3H), 4.61 (2H), 6.87 (1H), 7.06 (1H), 7.26-7.35 (2H), 7.58 (1H), 8.16 (1H), 8.19 (1H).

LC-MS (Method 3): R_t = 1.38 min; MS (ESIpos) m/z = 370 [M+H]⁺.

25

Al II.2

3-(1-Benzofuran-2-yl)-6-[3-(methylsulfonyl)propoxy]imidazo[1,2-*b*]pyridazine

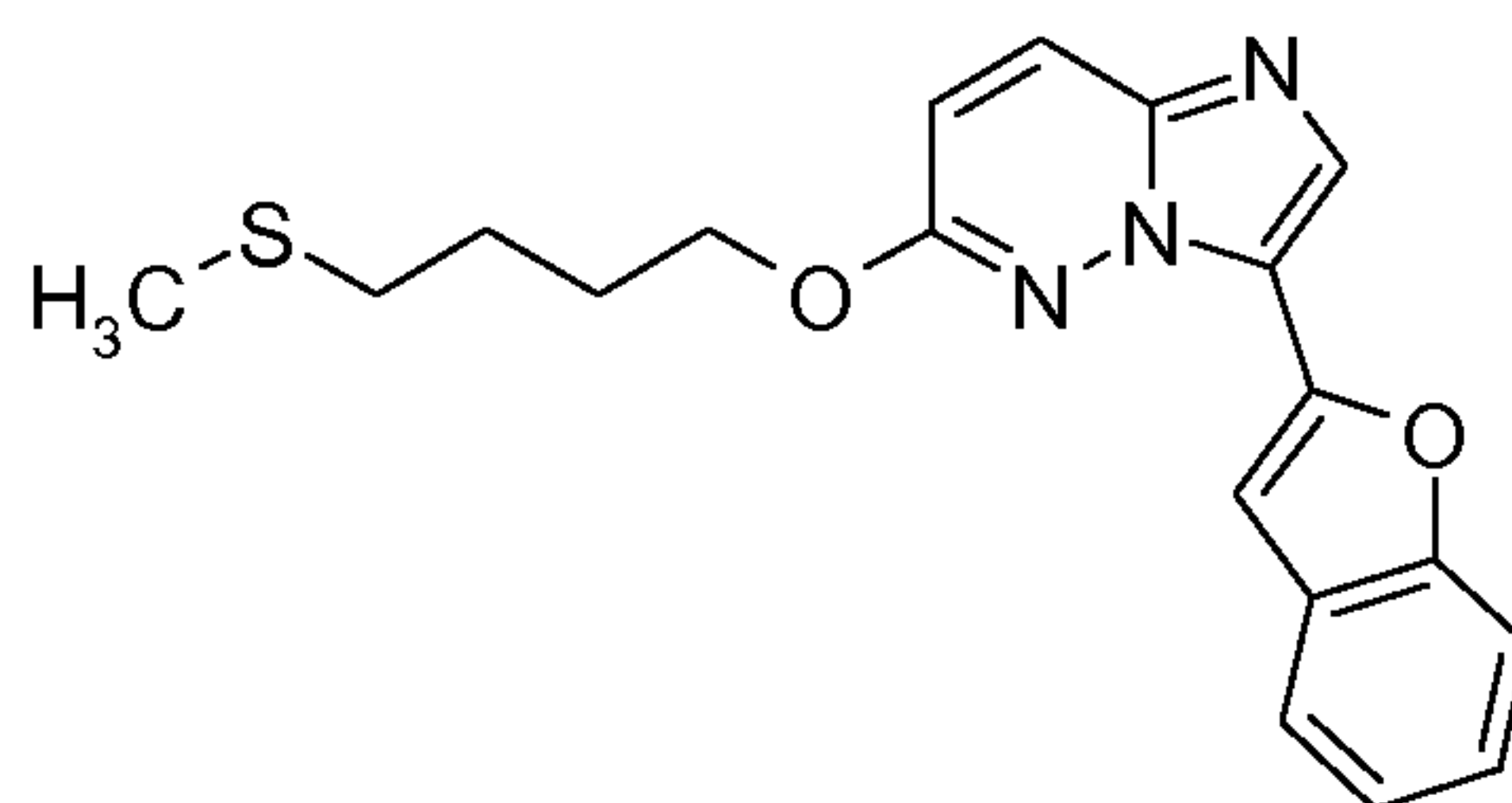
3-(1-Benzofuran-2-yl)-6-[3-(methylsulfonyl)propoxy]imidazo[1,2-*b*]pyridazine was prepared in analogy to Al II.1 starting from 2.5 g (9.27 mmol) of intermediate II.2 to yield 2.51 g of a solid material which was used without further purification.

¹H-NMR (300 MHz, DMSO-*d*₆), δ [ppm]= 2.04-2.19 (5H), 2.68 (2H), 4.57 (2H), 7.01 (1H), 7.23-7.37 (2H), 7.56-7.66 (2H), 7.70 (1H), 8.07-8.21 (2H).

LCMS (Method 3): R_t = 1.39 min; MS (ESIpos) m/z = 340 [M+H]⁺.

10

Al II.3

3-(1-Benzofuran-2-yl)-6-[4-(methylsulfonyl)butoxy]imidazo[1,2-*b*]pyridazine

3-(1-Benzofuran-2-yl)-6-[4-(methylsulfonyl)butoxy]imidazo[1,2-*b*]pyridazine was prepared in analogy to Al II.1 starting from 500 mg (1.85 mmol) of intermediate II.2 to yield 1.29 g of a crude material which was used without further purification.

A small sample (110 mg) of the crude material was purified by HPLC to give 31 mg of the title compound as solid material.

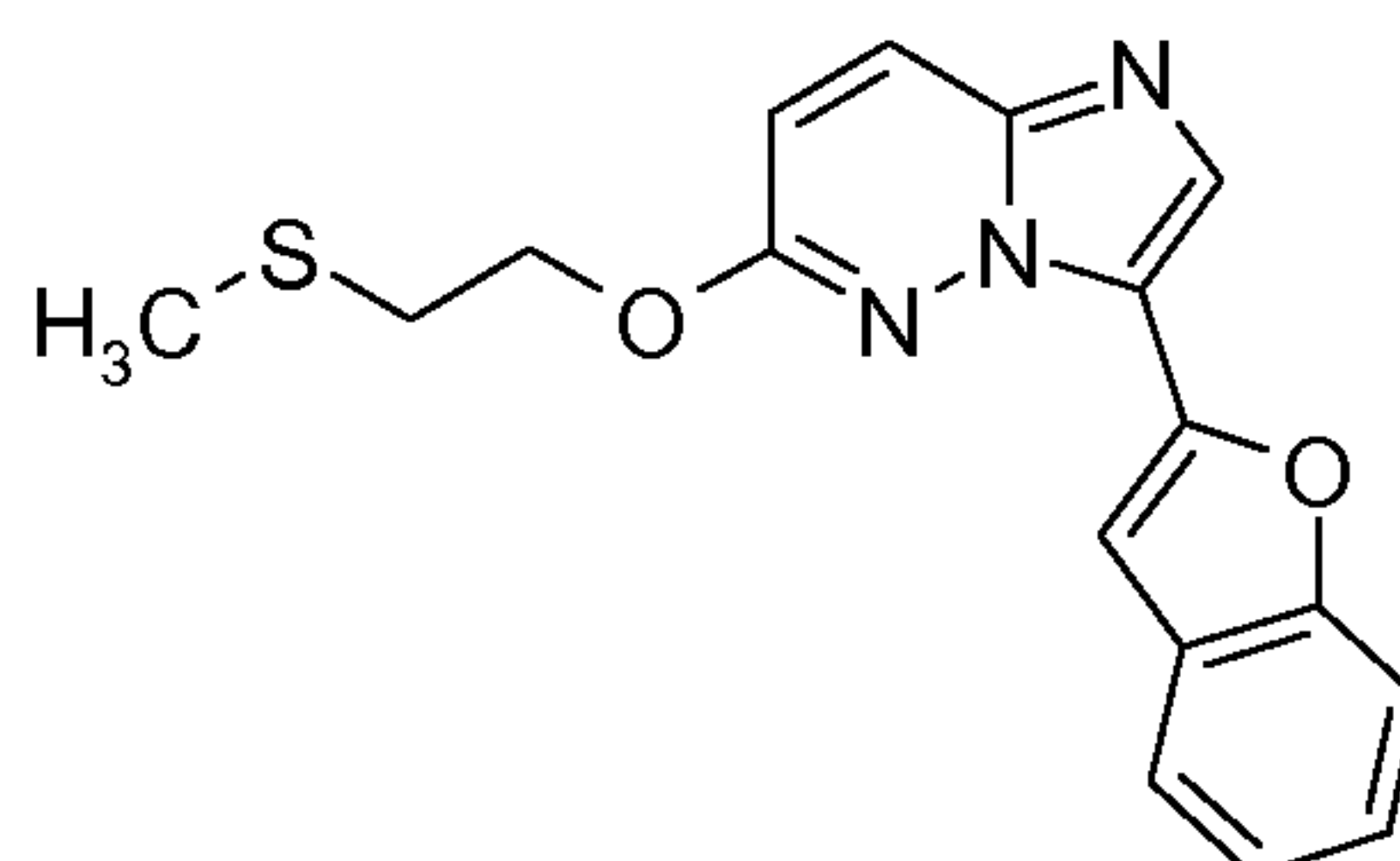
¹H-NMR (300 MHz, DMSO-*d*₆), δ [ppm]= 1.77 (2H), 1.86-1.99 (2H), 2.03 (3H), 2.56 (2H), 4.52 (2H), 7.02 (1H), 7.30 (2H), 7.59-7.66 (2H), 7.72 (1H), 8.11-8.19 (2H).

20

LCMS (Method 3): $R_t = 1.46$ min; MS (ESIpos) $m/z = 354$ $[M+H]^+$.

Al II.4

3-(1-Benzofuran-2-yl)-6-[2-(methylsulfonyl)ethoxy]imidazo[1,2-*b*]pyridazine



5

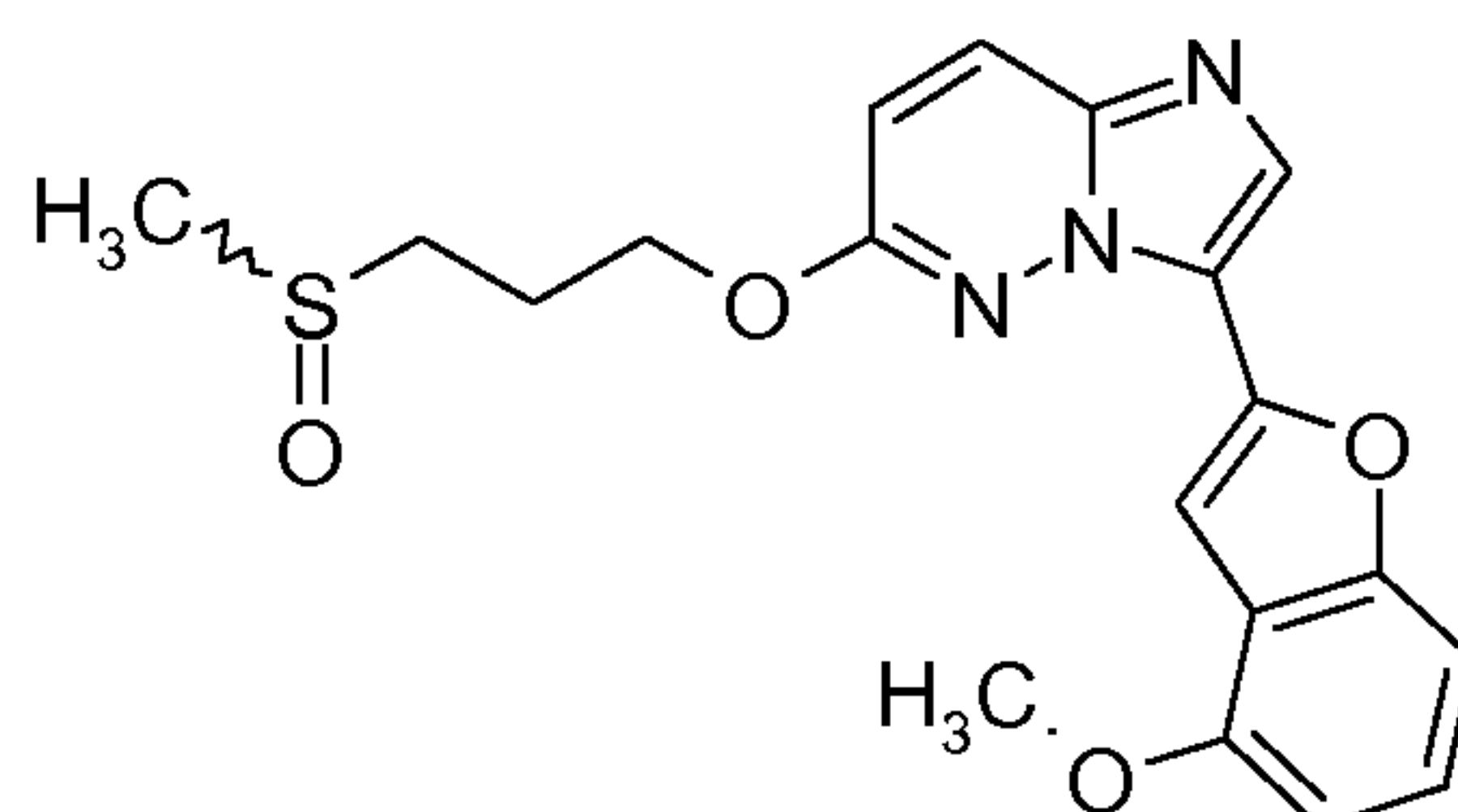
3-(1-Benzofuran-2-yl)-6-[2-(methylsulfonyl)ethoxy]imidazo[1,2-*b*]pyridazine was prepared in analogy to Al II.1 starting from 600 mg (2.23 mmol) of intermediate II.2 to yield 741 mg of a crude material which was used without further purification.

10 A small sample (40 mg) of the crude material was purified by HPLC to give 19 mg of the title compound as solid material.

LCMS (Method 3): $R_t = 1.34$ min; MS (ESIpos) $m/z = 326$ $[M+H]^+$.

15 Example II.1

3-(4-Methoxy-1-benzofuran-2-yl)-6-[3-(methylsulfonyl)propoxy]imidazo[1,2-*b*]pyridazine



To 634 mg (1.72 mmol) advanced intermediate Al II.1 in 17.5 mL acetonitrile were added 83.5 mg (0.52 mmol) iron(III)chloride. The resulting mixture was stirred for

20

15 min. 430 mg (1.89 mmol) periodic acid were added and the mixture was stirred for 2 h.

The mixture was poured into 20 mL of a saturated aqueous sodium thiosulfate solution. The mixture was extracted with 20 mL ethyl acetate. The organic layer
5 was washed with 20 mL brine, dried over magnesium sulfate and concentrated to give 351 mg of the title compound as a crude product, which was used without further purification in the subsequent step.

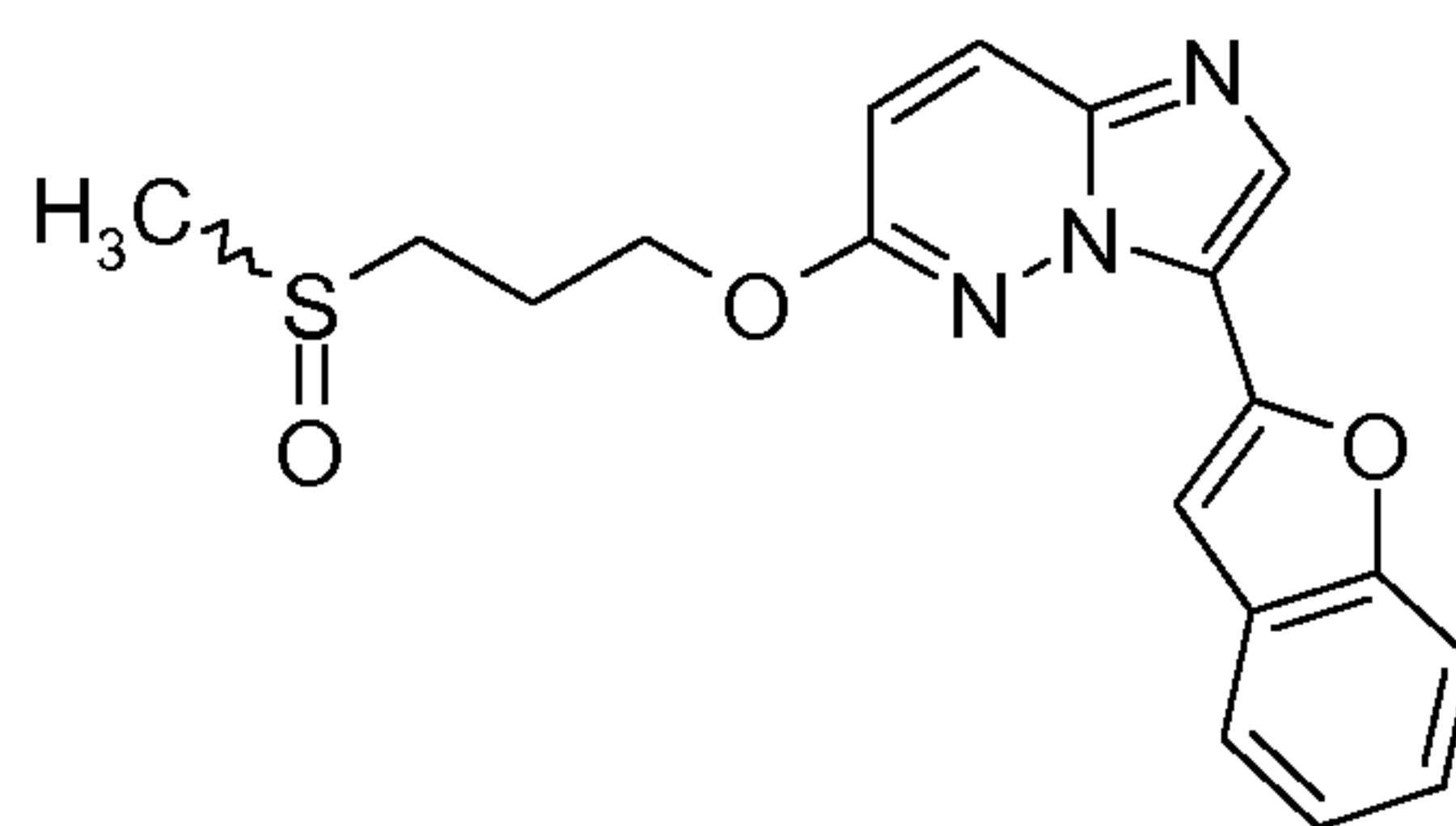
A small sample (47 mg) of the crude material was purified by HPLC to give 15 mg of the title compound as solid material.

10 $^1\text{H-NMR}$ (300 MHz, DMSO-d_6), δ [ppm]= 2.16-2.30 (2H), 2.56 (3H), 2.79-3.07 (2H), 3.92 (3H), 4.60 (2H), 6.79-6.87 (1H), 7.03 (1H), 7.20-7.32 (2H), 7.52 (1H), 8.13 (1H), 8.16 (1H).

LC-MS (Method 3): $R_t = 0.97$ min; MS (ESIpos) $m/z = 386$ $[\text{M}+\text{H}]^+$.

15 Example II.2

3-(1-Benzofuran-2-yl)-6-[3-(methylsulfinyl)propoxy]imidazo[1,2-*b*]pyridazine



3-(1-Benzofuran-2-yl)-6-[3-(methylsulfinyl)propoxy]imidazo[1,2-*b*]pyridazine was prepared in analogy to example II.1 starting from 1.0 g (2.95 mmol) of Al II.2 to
20 yield 686 mg of a solid material which was used without further purification.

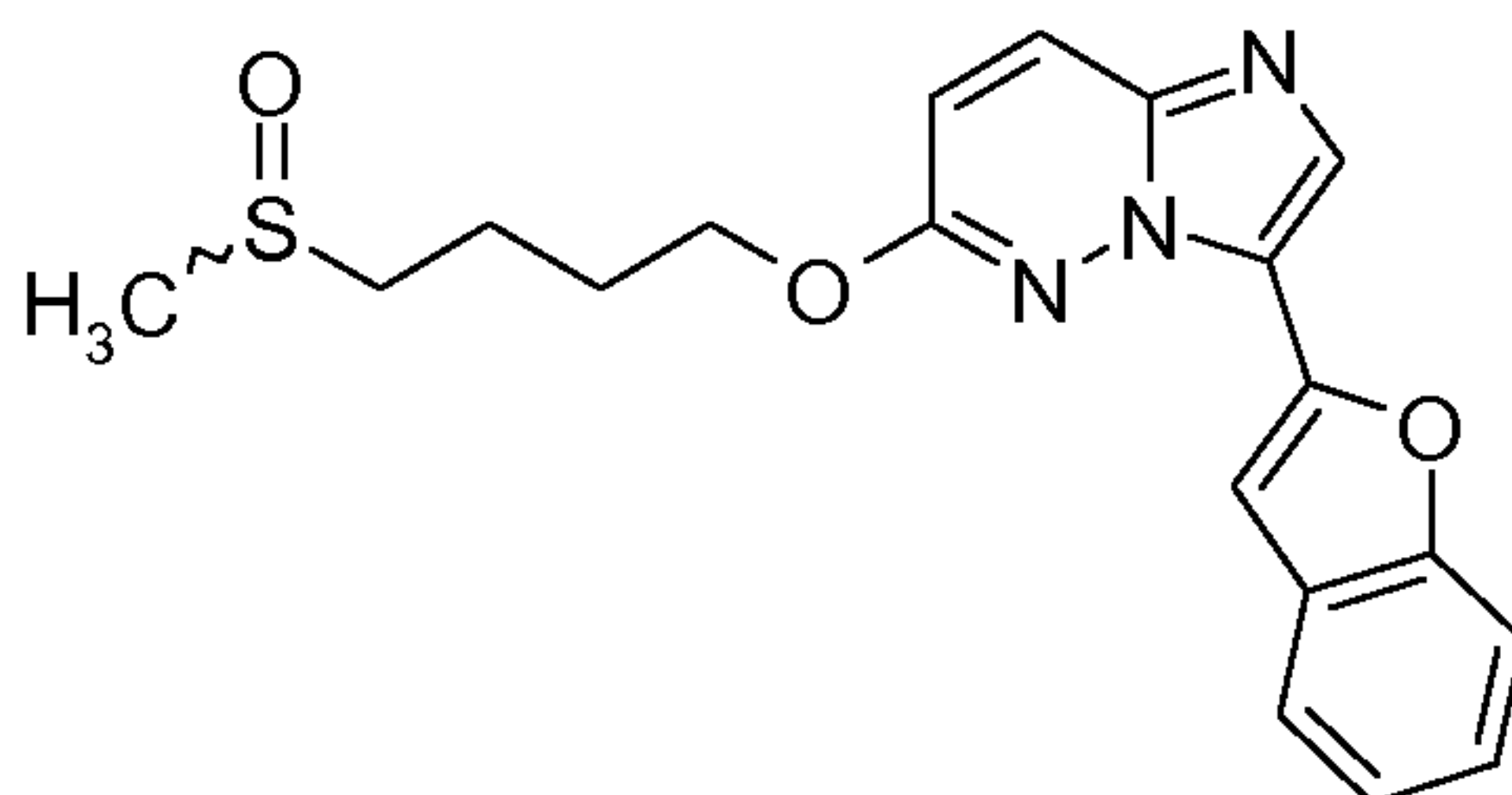
A small sample (38 mg) of the crude material was purified by HPLC to give 9.5 mg of the title compound as solid material.

$^1\text{H-NMR}$ (400 MHz, DMSO-d_6), δ [ppm]= 2.28 (2H), 2.59 (3H), 2.83-3.08 (2H), 4.66 (2H), 7.05 (1H), 7.27-7.39 (2H), 7.62-7.69 (2H), 7.75 (1H), 8.16-8.22 (2H).

LCMS (Method 2): $R_t = 0.96$ min; MS (ESIpos) $m/z = 356$ $[M+H]^+$.

Example II.3

3-(1-Benzofuran-2-yl)-6-[4-(methylsulfinyl)butoxy]imidazo[1,2-*b*]pyridazine



5

3-(1-Benzofuran-2-yl)-6-[4-(methylsulfinyl)butoxy]imidazo[1,2-*b*]pyridazine was prepared in analogy to Example II.1 starting from 1.19 g (3.37 mmol) of Al II.3 to yield 698 mg of a solid material which was used without further purification.

A small sample (60 mg) of the crude material was purified by HPLC to give 18 mg of the title compound as solid material.

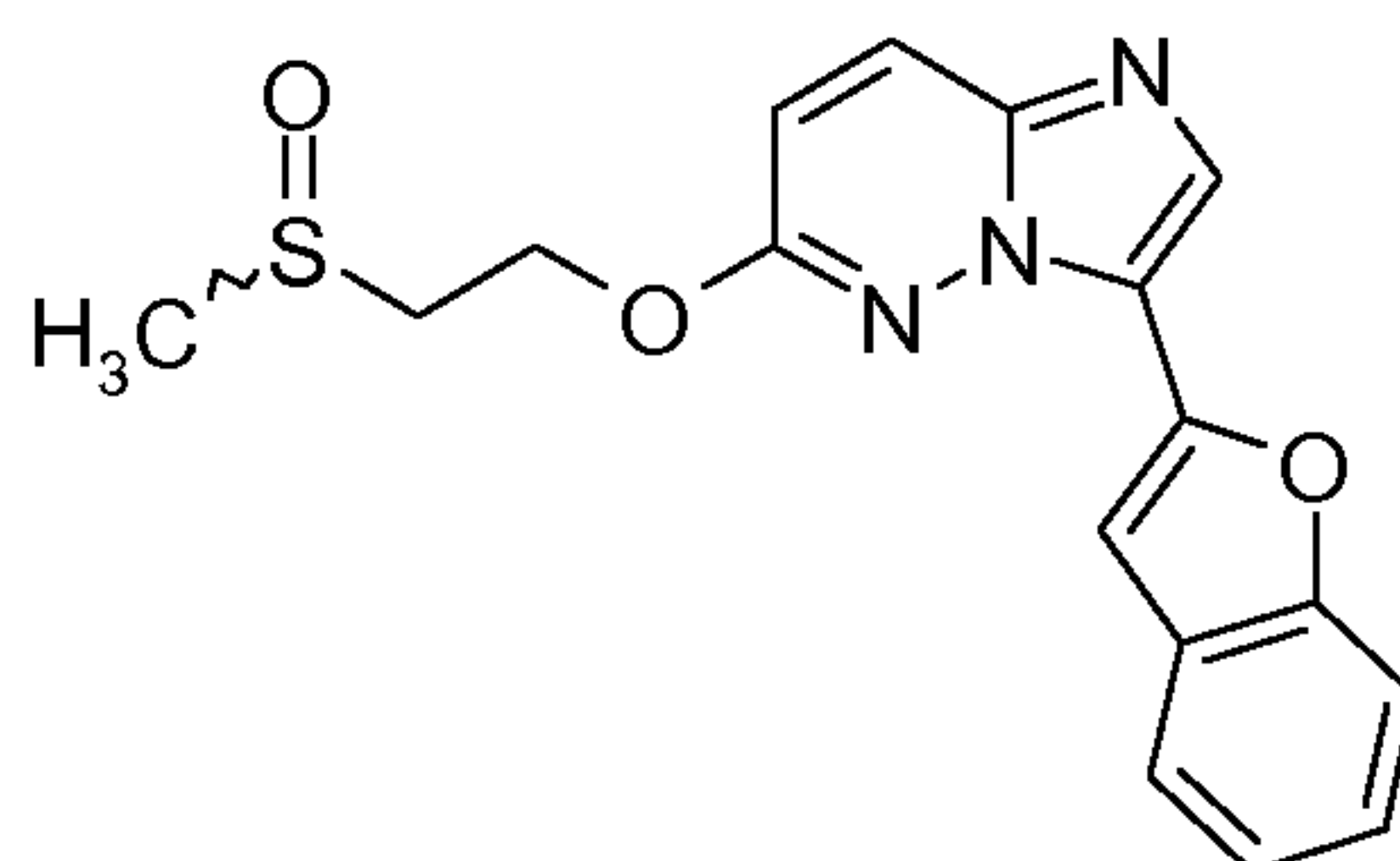
10

$^1\text{H-NMR}$ (400 MHz, DMSO-d_6), δ [ppm]= 2.28 (2H), 2.59 (3H), 2.84-3.08 (2H), 4.66 (2H), 7.05 (1H), 7.27-7.38 (2H), 7.63-7.68 (2H), 7.75 (1H), 8.15-8.22 (2H).

LCMS (Method 3): $R_t = 1.01$ min; MS (ESIpos) $m/z = 370$ $[M+H]^+$.

15 Example II.4

3-(1-Benzofuran-2-yl)-6-[2-(methylsulfinyl)ethoxy]imidazo[1,2-*b*]pyridazine



3-(1-Benzofuran-2-yl)-6-[2-(methylsulfinyl)ethoxy]imidazo[1,2-*b*]pyridazine was prepared in analogy to example II.1 starting from 701 mg (2.15 mmol) of Al II.4 to yield 597 mg of a solid material which was used without further purification.

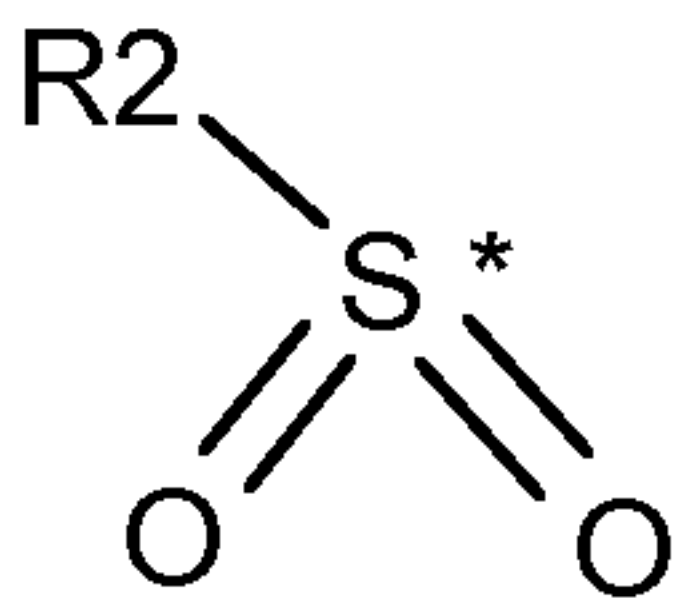
A small sample (60 mg) of the crude material was purified by HPLC to give 25 mg of the title compound as solid material.

¹H-NMR (400 MHz, DMSO-*d*₆), δ [ppm]= 2.66 (3H), 3.24 (1H), 3.42 (1H), 4.92 (2H), 7.05 (1H), 7.23-7.36 (2H), 7.60-7.74 (3H), 8.15-8.22 (2H).

LCMS (Method 3): R_t = 0.93 min; MS (ESIpos) m/z = 342 [M+H]⁺.

10

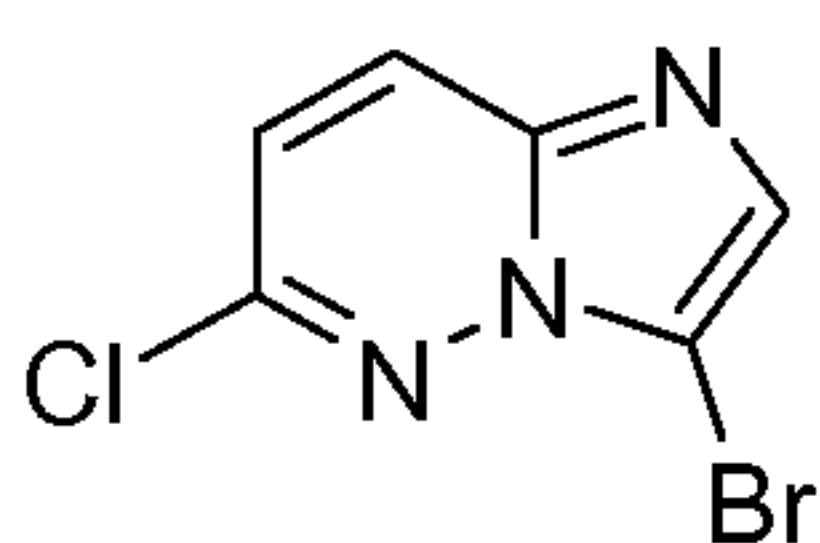
III. Examples of compounds of general formula (I) in which Q is Q3, which

represents a  group ("Q3"), wherein * indicates the point of attachment of said groups with the rest of the molecule :

15 Intermediates :

Intermediate III.1

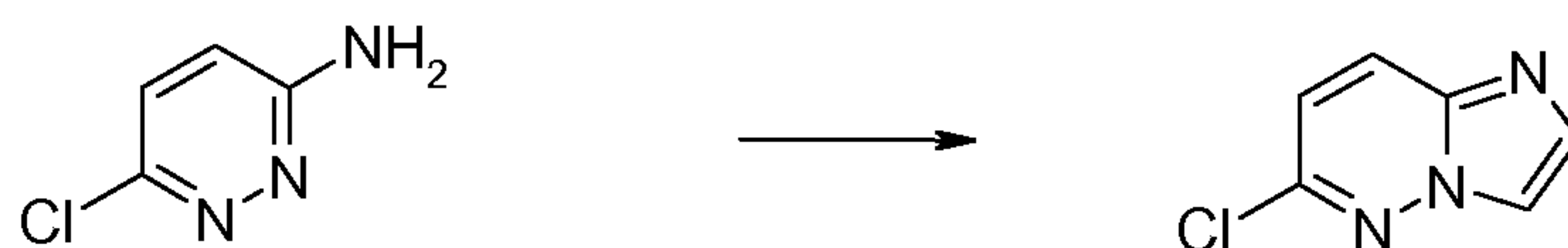
3-Bromo-6-chloro-imidazo[1,2-*b*]pyridazine



3-Bromo-6-chloro-imidazo[1,2-*b*]pyridazine was synthesised as described for example in WO 2007/147646 or DE 10 2006 029447, e.g. as follows :

20

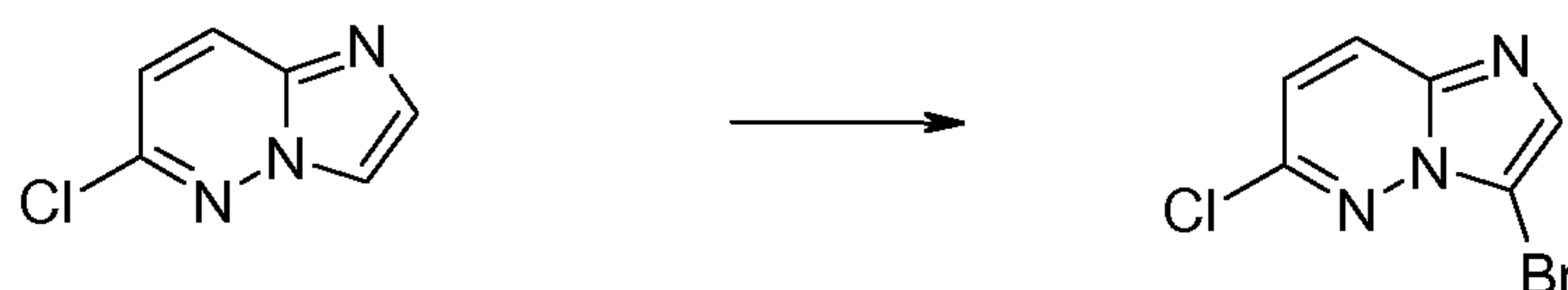
Step 1 : Preparation of 6-Chloroimidazo[1,2-*b*]pyridazine :



5.0 g (38.6 mmol) of 3-amino-6-chloropyridazine were heated together with 4.7 mL (40 mmol) of chloroacetaldehyde (55% strength in water) in 15 mL of n-butanol at 120°C for a period of 5 days. After the reaction was complete, the reaction mixture was added to saturated sodium bicarbonate solution and extracted three times with ethyl acetate. The combined organic phases were then washed with sat. sodium chloride solution and dried over sodium sulfate, and the solvent was removed in vacuo. In the final purification by chromatography on silica gel, 4.17 g (70%) of the desired product were isolated in the form of an amorphous white solid.

¹H-NMR (CHLOROFORM-d): δ [ppm] = 7.06 (d, 1H); 7.79 (d, 1H); 7.92, (d, 1H); 7.96 (d, 1H).

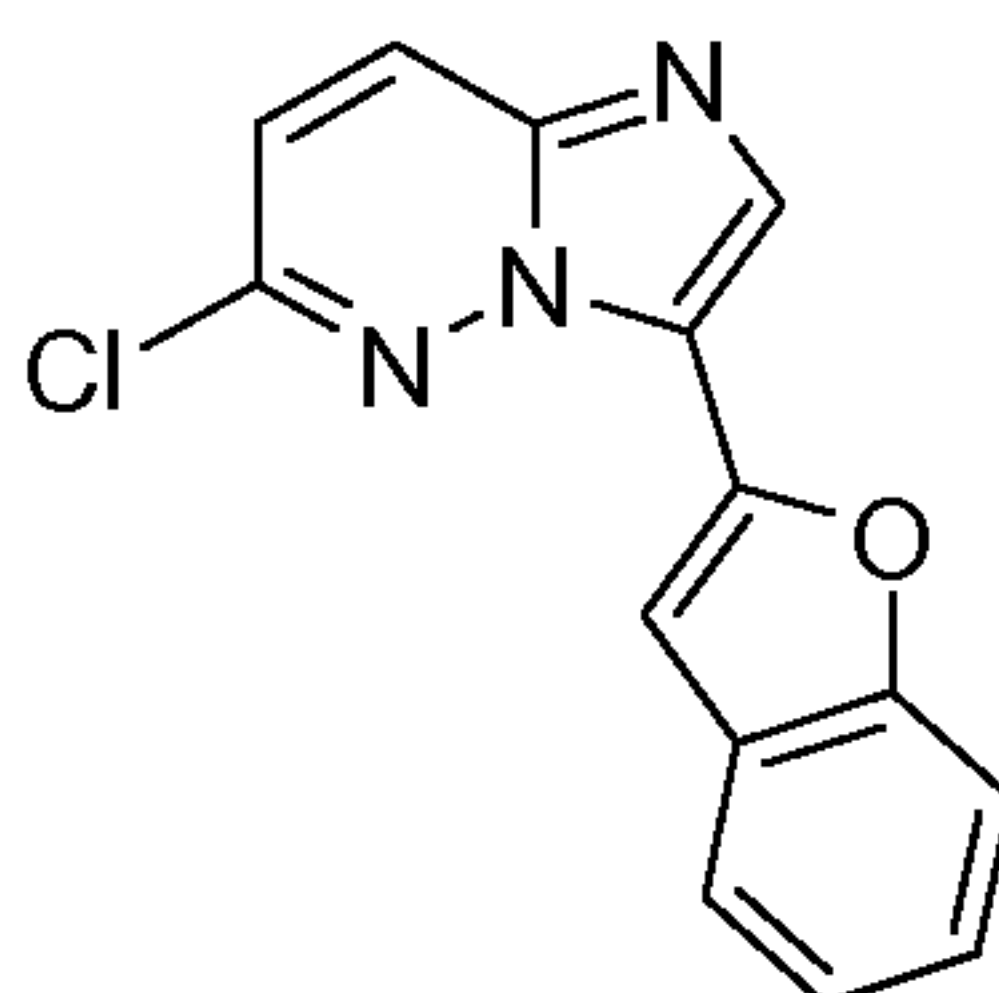
Step 2 : Preparation of 3-Bromo-6-chloroimidazo[1,2-*b*]pyridazine



478 mg (3.11 mmol) of 6-chloroimidazo[1,2-*b*]pyridazine were introduced into 10 mL of chloroform under argon and, while cooling in ice, 664 mg (3.73 mmol) of *N*-bromosuccinimide were added. After the addition was complete, the reaction mixture was stirred at room temperature overnight. The reaction mixture was then mixed with water and ethyl acetate and, after addition of saturated sodium bicarbonate solution, the phases were separated. The aqueous phase was extracted three more times with ethyl acetate. The combined organic phases were then washed with sat. sodium chloride solution and dried over sodium sulfate. In the final removal of the solvent in vacuo, the desired product was isolated in quantitative yield in the form of an amorphous white solid which was employed without further chromatographic purification in subsequent reactions.

¹H-NMR (CHLOROFORM-d): δ [ppm] = 7.12 (d, 1H); 7.79 (s, 1H); 7.90, (d, 1H).

Intermediate III.2

3-(1-Benzofur-2-yl)-6-chloroimidazo[1,2-*b*]pyridazine

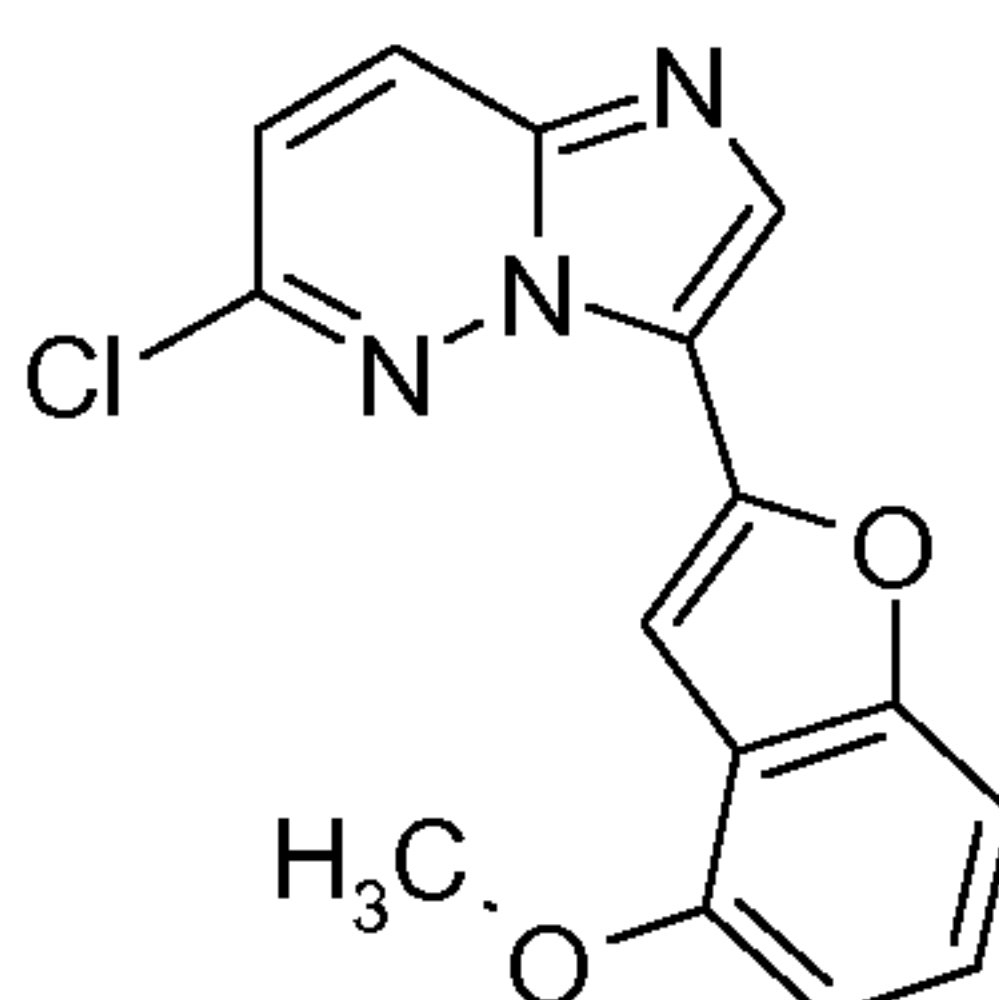
13.9 g (59.8 mmol) 3-bromo-6-chloro-imidazo[1,2-*b*]pyridazine were suspended in
 5 508 mL 1,4-dioxane. 10.1 g (62.8 mmol) 2-benzofuranylboronic acid, 2.76 g (2.29
 mmol) tetrakis(triphenylphosphino)palladium-(0) and 19.0 g (179 mmol) sodium
 carbonate were added. The obtained mixture was heated to 100°C for 24 h.

400 mL of a saturated aqueous ammonium chloride solution were added. The
 obtained mixture was extracted with ethyl acetate. The combined organic layers
 10 were washed with brine and dried over magnesium sulfate. After evaporation of
 the solvent, the obtained solid material was digested in 40 mL of a mixture of
 dichloromethane and methanol (8:2), filtered off and dried in vacuo to yield 5.42 g
 (44%) of the title compound as solid material.

¹H-NMR (300MHz, DMSO-*d*₆): δ [ppm]= 7.23 - 7.40 (m, 2H), 7.51 (d, 1H), 7.59 - 7.67
 15 (m, 2H), 7.77 (d, 1H), 8.33 - 8.40 (m, 2H).

LCMS (Method 1): R_t = 1.35 min; MS (ESIpos) m/z = 270 [M+H]⁺.

Intermediate III.3

6-Chloro-3-(4-methoxy-1-benzofuran-2-yl)imidazo[1,2-*b*]pyridazine

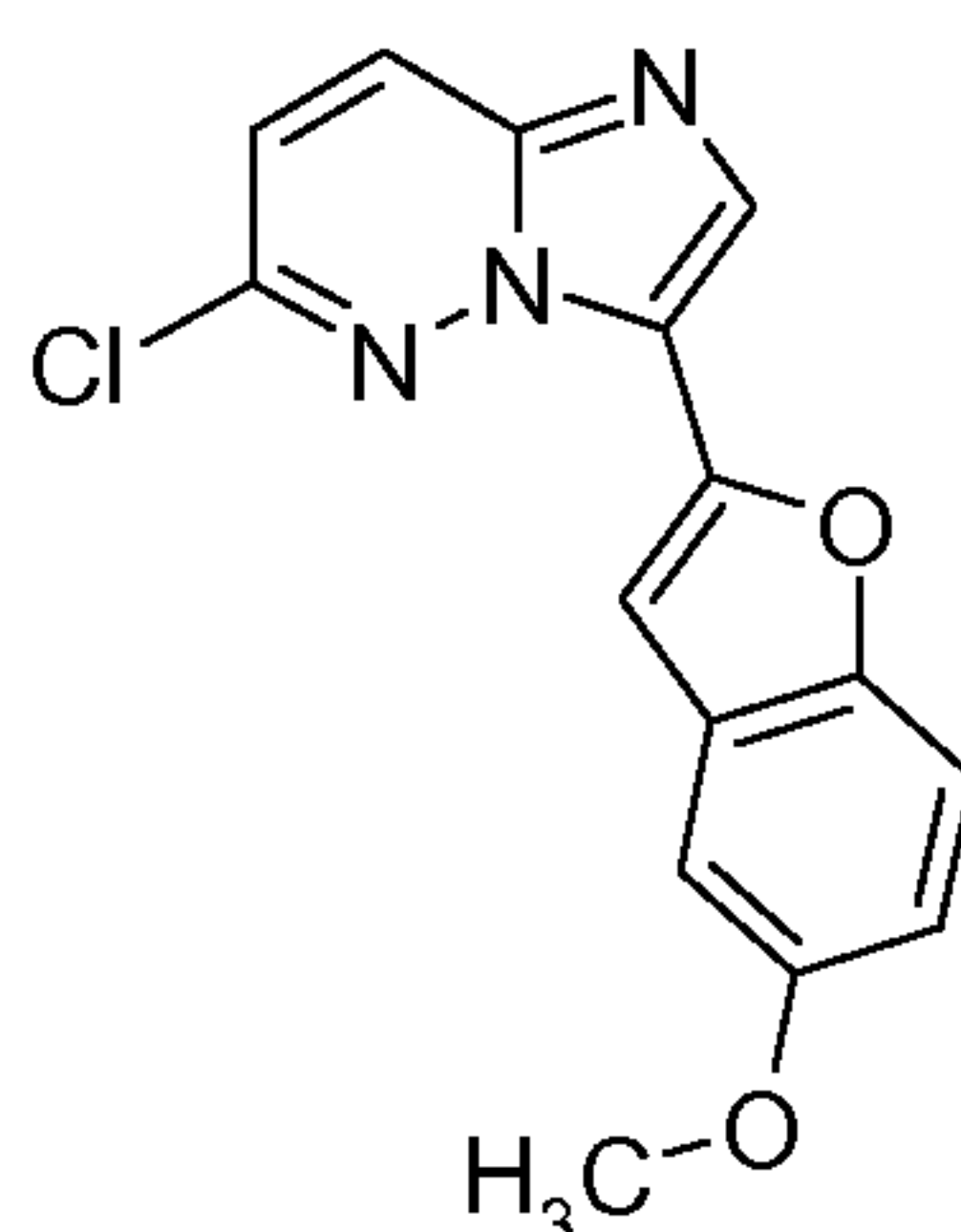
6-Chloro-3-(4-methoxy-1-benzofuran-2-yl)imidazo[1,2-*b*]pyridazine was prepared in analogy to intermediate III.2 starting from 1.68 g (7.22 mmol) of intermediate III.1 to yield 43% of a solid material.

¹H-NMR (300 MHz, DMSO-*d*₆), δ [ppm]= 3.96 (3H), 6.85-6.91 (1H), 7.25-7.38 (2H),
5 7.52-7.59 (2H), 8.37-8.43 (2H).

LCMS (Method 1): R_t = 1.31 min; MS (ESIpos) m/z = 300 [M+H]⁺.

Intermediate III.4

6-Chloro-3-(5-methoxy-1-benzofuran-2-yl)imidazo[1,2-*b*]pyridazine



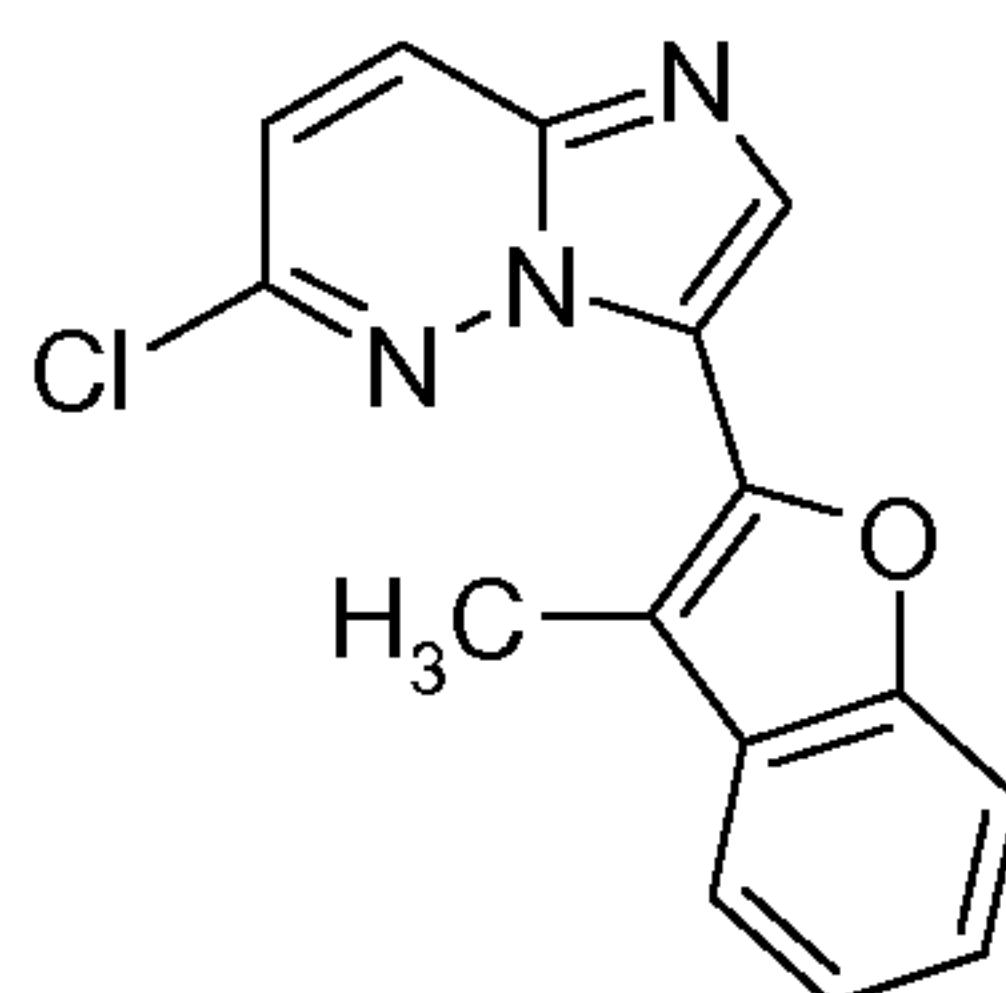
10

6-Chloro-3-(5-methoxy-1-benzofuran-2-yl)imidazo[1,2-*b*]pyridazine was prepared in analogy to intermediate III.2 starting from 1.74 g (7.5 mmol) of intermediate III.1 to yield 45% of a solid material.

¹H-NMR (300 MHz, DMSO-*d*₆), δ [ppm]= 3.81 (3H), 6.91-6.99 (1H), 7.33 (1H), 7.50-
15 7.60 (3H), 8.35-8.42 (2H).

LCMS (Method 1): R_t = 1.29 min; MS (ESIpos) m/z = 300 [M+H]⁺.

20

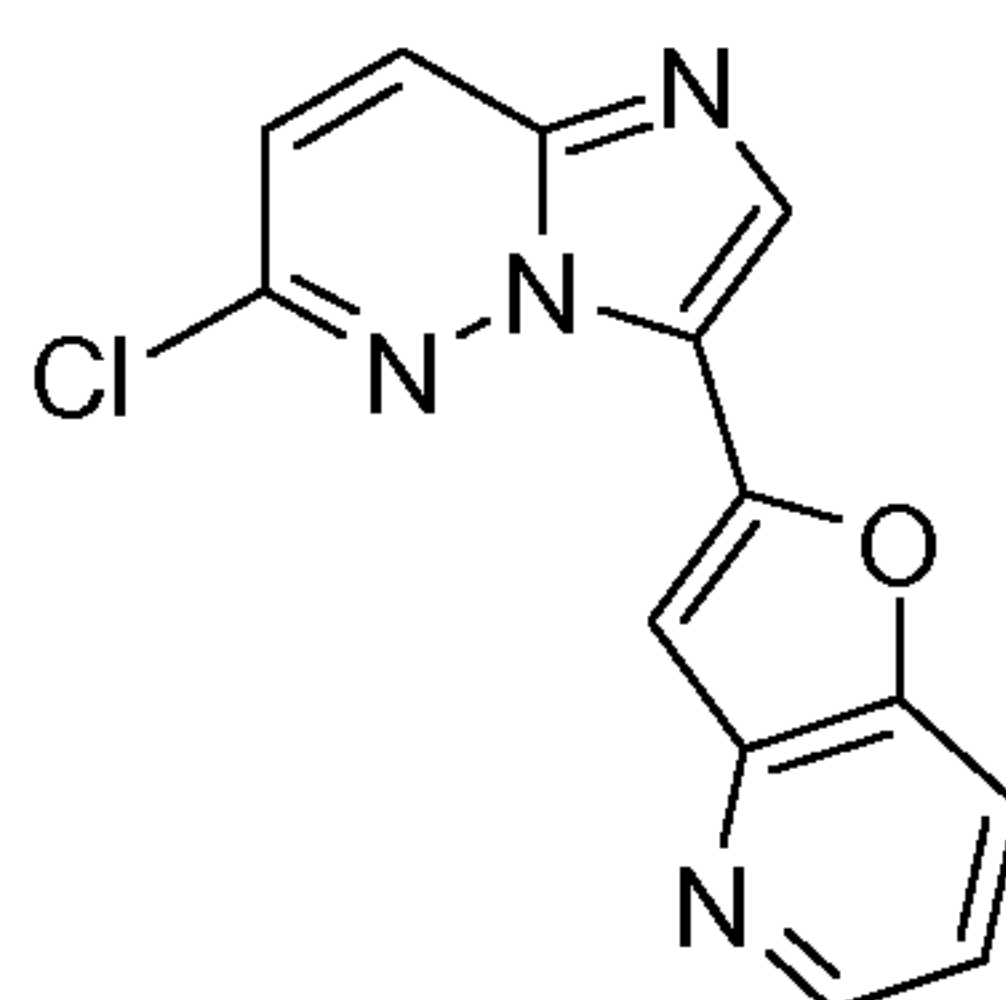
Intermediate III.5**6-Chloro-3-(3-methyl-1-benzofuran-2-yl)imidazo[1,2-*b*]pyridazine**

6-Chloro-3-(3-methyl-1-benzofuran-2-yl)imidazo[1,2-*b*]pyridazine was prepared in
5 analogy to intermediate III.2 starting from 174 mg (0.75 mmol) of intermediate III.1
to yield 24% of a solid material.

¹H-NMR (300 MHz, DMSO-*d*₆), δ [ppm]= 3.84 (3H), 6.95 (1H), 7.29 (1H), 7.51 (1H),
7.55 (1H), 7.66 (1H), 8.31 (1H), 8.38 (1H).

LCMS (Method 1): R_t = 1.30 min; MS (ESIpos) m/z = 300 [M+H]⁺.

10

Intermediate III.6**6-Chloro-3-(furo[3,2-*b*]pyridin-2-yl)imidazo[1,2-*b*]pyridazine**

A mixture of 2.0 g (16.8 mmol) furo[3,2-*b*]pyridine in anhydrous tetrahydrofuran
15 (100 mL) was cooled to -78°C. 10 mL (25 mmol) of a 1.6 M solution of *n*-
butyllithium in hexane was added and the resulting mixture stirred for 1h at -78°C.
6.8 mL (25 mmol) of tributyltin chloride was added at -78°C. The reaction was
stirred at room temperature overnight.

Methanol was carefully added and the solvent evaporated. The obtained residue was purified by flash chromatography to yield 7.3 g of crude product of the corresponding 2-stannylfuropyridine, which was used without further purification.

In an inert atmosphere, 3.0 g (12.9 mmol) of intermediate III.1, 6.9 g (16.8 mmol) of the crude 2-stannylfuropyridine, 246 mg (1.29 mmol) copper (I) iodide and 454 mg (0.65 mmol) bis(triphenylphosphine) palladium(II)chloride in 100 mL of tetrahydrofuran is stirred overnight at 85 °C in a sealed pressure tube. The precipitate was filtered off and washed with a mixture of dichloromethane and methanol (1:1). The organic layer was concentrated, the obtained solid was digested in dichloromethane and filtered off to yield 2 g (58%) of the title compound as solid material.

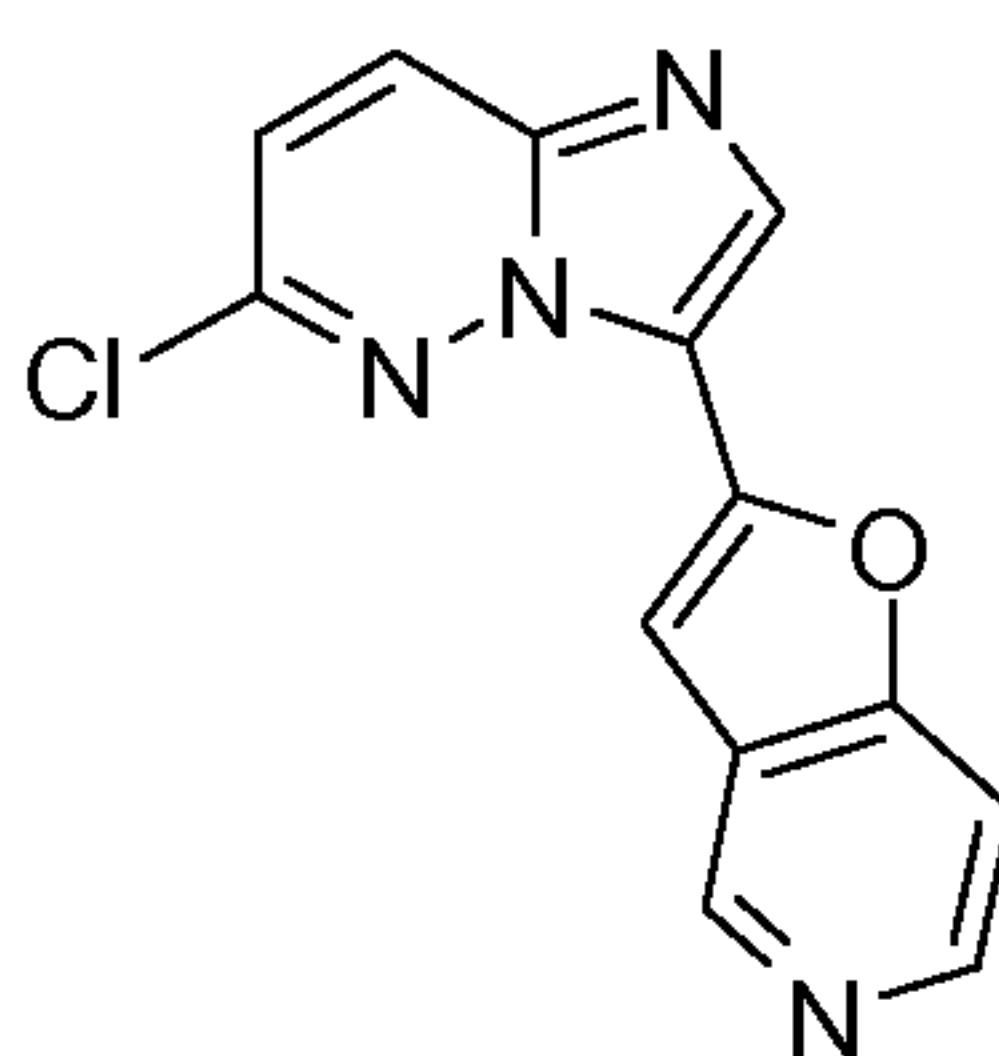
¹H-NMR (300 MHz, DMSO-d₆), δ [ppm]= 7.35-7.45 (1H), 7.57-7.64 (1H), 7.65-7.70 (1H), 8.08-8.15 (1H), 8.40-8.47 (1H), 8.47-8.52 (1H), 8.54-8.62 (1H).

LCMS (Method 2): R_t = 0.87 min; MS (ESIpos) m/z = 271 [M+H]⁺.

15

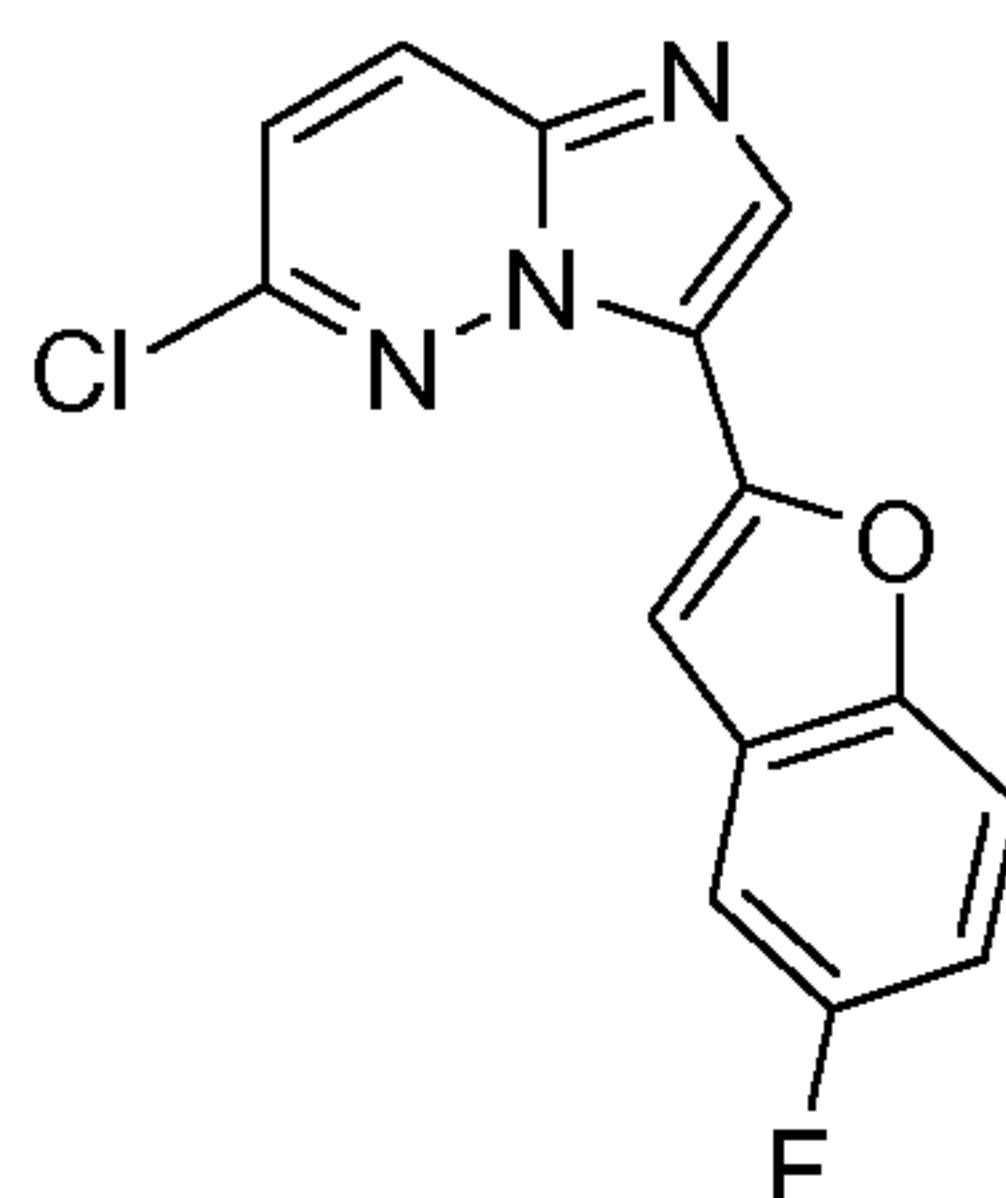
Intermediate III.7

6-Chloro-3-(furo[3,2-c]pyridin-2-yl)imidazo[1,2-b]pyridazine



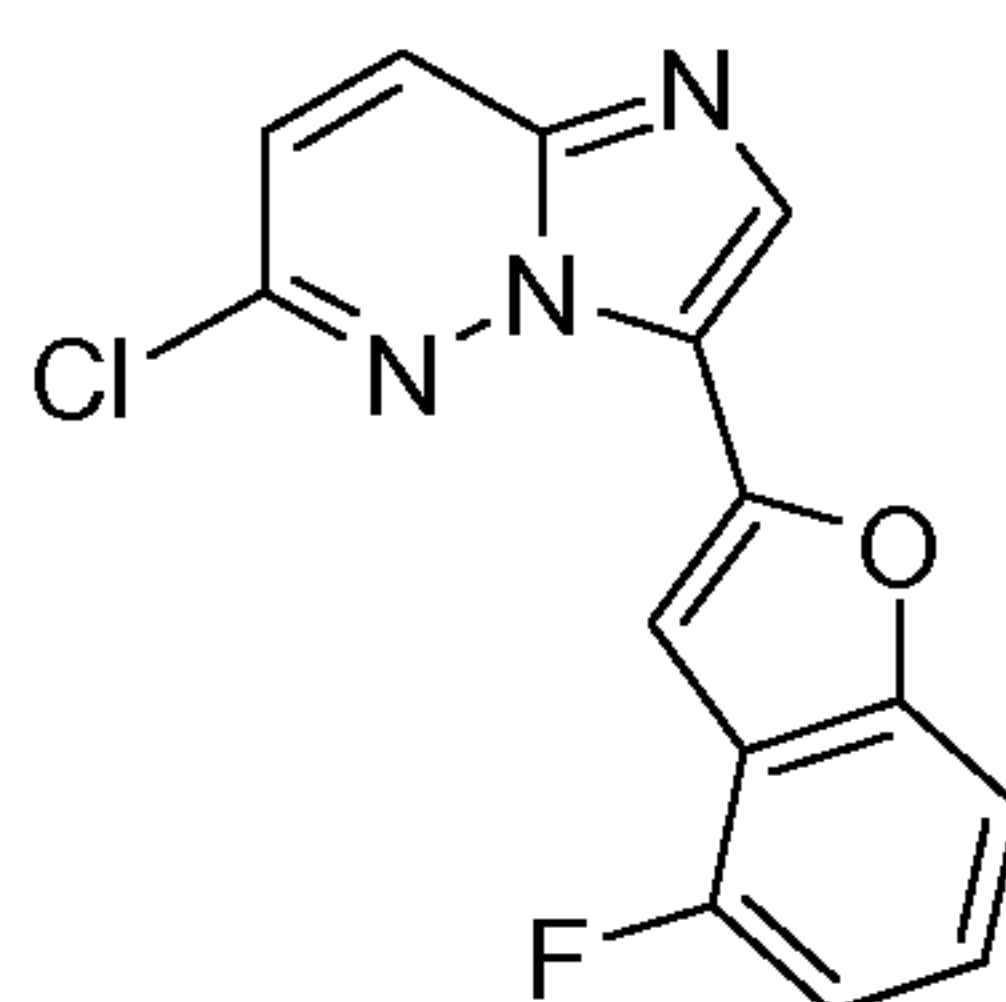
6-Chloro-3-(furo[3,2-c]pyridin-2-yl)imidazo[1,2-b]pyridazine was prepared in analogy to intermediate III.6 starting from 314 mg (1.35 mmol) of intermediate III.1 to yield 62% of a solid material.

LCMS (Method 2): R_t = 0.60 min; MS (ESIpos) m/z = 271 [M+H]⁺.

Intermediate III.8**6-Chloro-3-(5-fluoro-1-benzofuran-2-yl)imidazo[1,2-*b*]pyridazine**

6-Chloro-3-(5-fluoro-1-benzofuran-2-yl)imidazo[1,2-*b*]pyridazine was prepared in analogy to intermediate III.6 starting from 513 mg (2.21 mmol) of intermediate III.1 to yield (15%) a solid material.

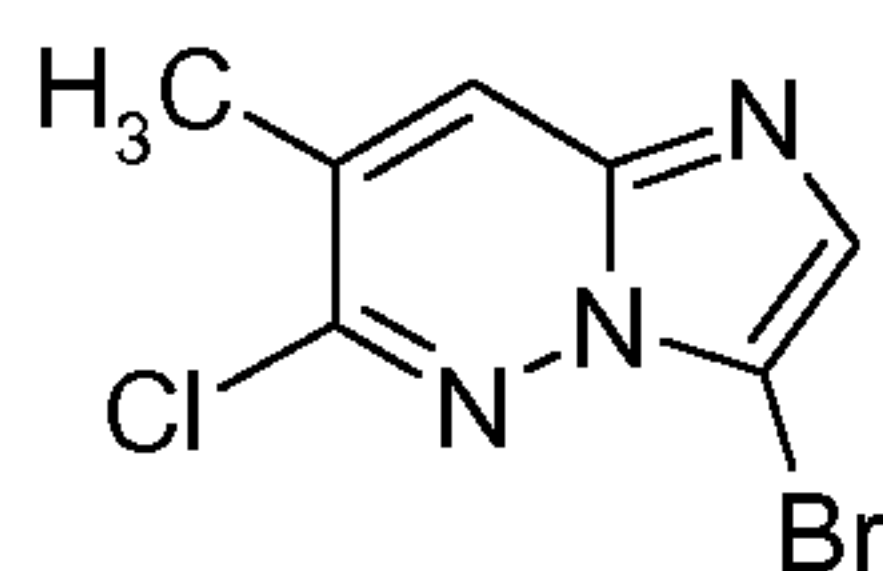
LCMS (Method 2): $R_t = 1.34$ min; MS (ESIpos) $m/z = 288$ $[M+H]^+$.

Intermediate III.9**10 6-Chloro-3-(4-fluoro-1-benzofuran-2-yl)imidazo[1,2-*b*]pyridazine**

6-Chloro-3-(4-fluoro-1-benzofuran-2-yl)imidazo[1,2-*b*]pyridazine was prepared in analogy to intermediate III.6 starting from 921 mg (3.96 mmol) of intermediate III.1 to yield 81% of a solid material which was used as crude product.

15 LCMS (Method 3): $R_t = 1.42$ min; MS (ESIpos) $m/z = 288$ $[M+H]^+$.

Intermediate III.10

3-Bromo-6-chloro-7-methylimidazo[1,2-*b*]pyridazine

Step 1: To a suspension of 10 g (61.4 mmol) 3,6-dichloro-4-methylpyridazine in 33 mL ethanol were added 33.3 mL (6750 mmol) of an aqueous ammonia solution (26% v/v). The mixture was heated in an autoclave (Berghof RHS175) to 120°C/20 bar overnight. After cooling to room temperature, the solvent was evaporated to give 12 g of a crude material which was used directly in step 2.

Step 2: The crude material from step 1 was suspended in *n*-butanol. 10.3 mL (87 mmol) of a 55% aqueous solution of chloroacetaldehyde was added. The mixture was heated to reflux for 12 h. After cooling to room temperature, the precipitate formed was filtered off and dried in vacuo to give 7.2 g of the undesired regioisomer 6-chloro-8-methylimidazo[1,2-*b*]pyridazine contaminated with approx. 25% of the desired regioisomer 6-chloro-7-methylimidazo[1,2-*b*]pyridazine.

9.8 g of the desired regioisomer 6-chloro-7-methylimidazo[1,2-*b*]pyridazine were isolated from the mother liquor after evaporation of the solvent with a purity of 88%, along with the other regioisomer as main contaminant. This material was used without further purification in step 3.

Step 3: The material from step 2 containing the desired regioisomer as main product was dissolved in 60 mL of acetic acid. 3.54 mL (68.7 mmol) bromine were slowly added dropwise. The resulting suspension was stirred for 1.5 h at room temperature. The precipitate was filtered off and washed with acetic acid and methyl-*tert*-butyl ether. 6.81 g of a solid material were obtained.

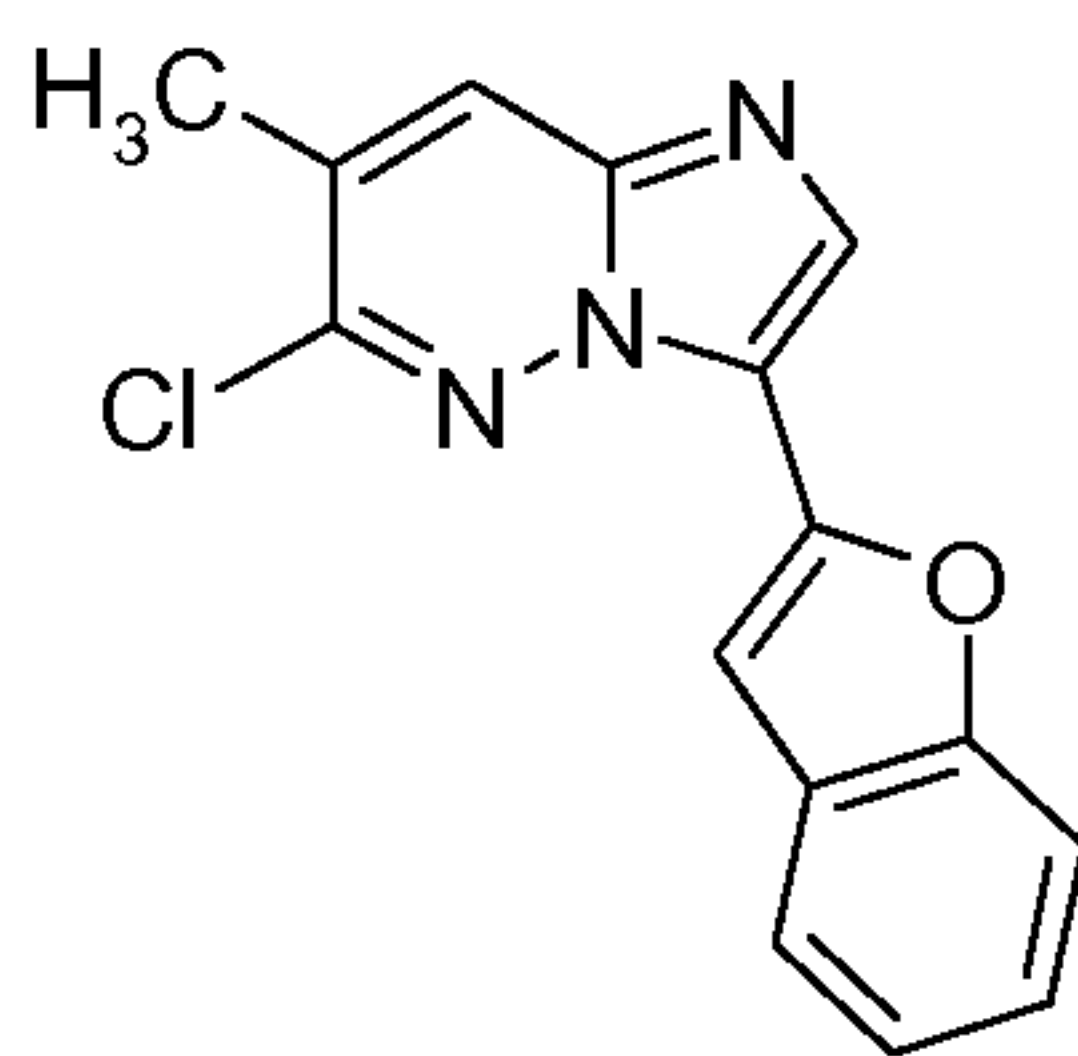
0.5 g of this material were purified by preparative HPLC to give 90 mg of the title compound (8.4% yield over 3 steps; calculated based on crude material available from step 3 assuming a similar yield from the final HPLC purification for the whole crude product) as solid material.

$^1\text{H-NMR}$ (300 MHz, DMSO-d_6), δ [ppm]= 2.42 (3H), 7.89 (1H), 8.21 (1H).

LCMS (Method 2): $R_t = 1.00$ min; MS (ESIpos) $m/z = 247$ $[\text{M}+\text{H}]^+$.

Intermediate III.11

5 3-(1-Benzofuran-2-yl)-6-chloro-7-methylimidazo[1,2-*b*]pyridazine

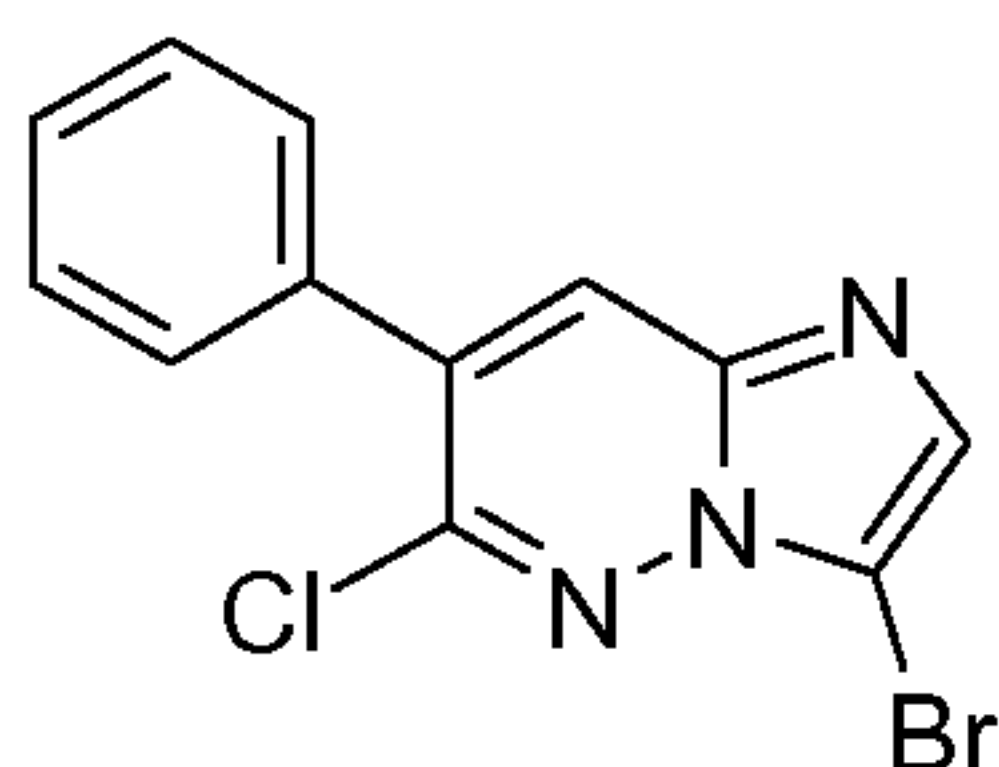


3-(1-Benzofuran-2-yl)-6-chloro-7-methylimidazo[1,2-*b*]pyridazine was prepared in analogy to intermediate III.2 starting from 400 mg (0.81 mmol) of intermediate III.10 to yield 460 mg of a solid material which was used without further purification.

LCMS (Method 2): $R_t = 1.41$ min; MS (ESIpos) $m/z = 284$ $[\text{M}+\text{H}]^+$.

Intermediate III.12

15 3-Bromo-6-chloro-7-phenylimidazo[1,2-*b*]pyridazine



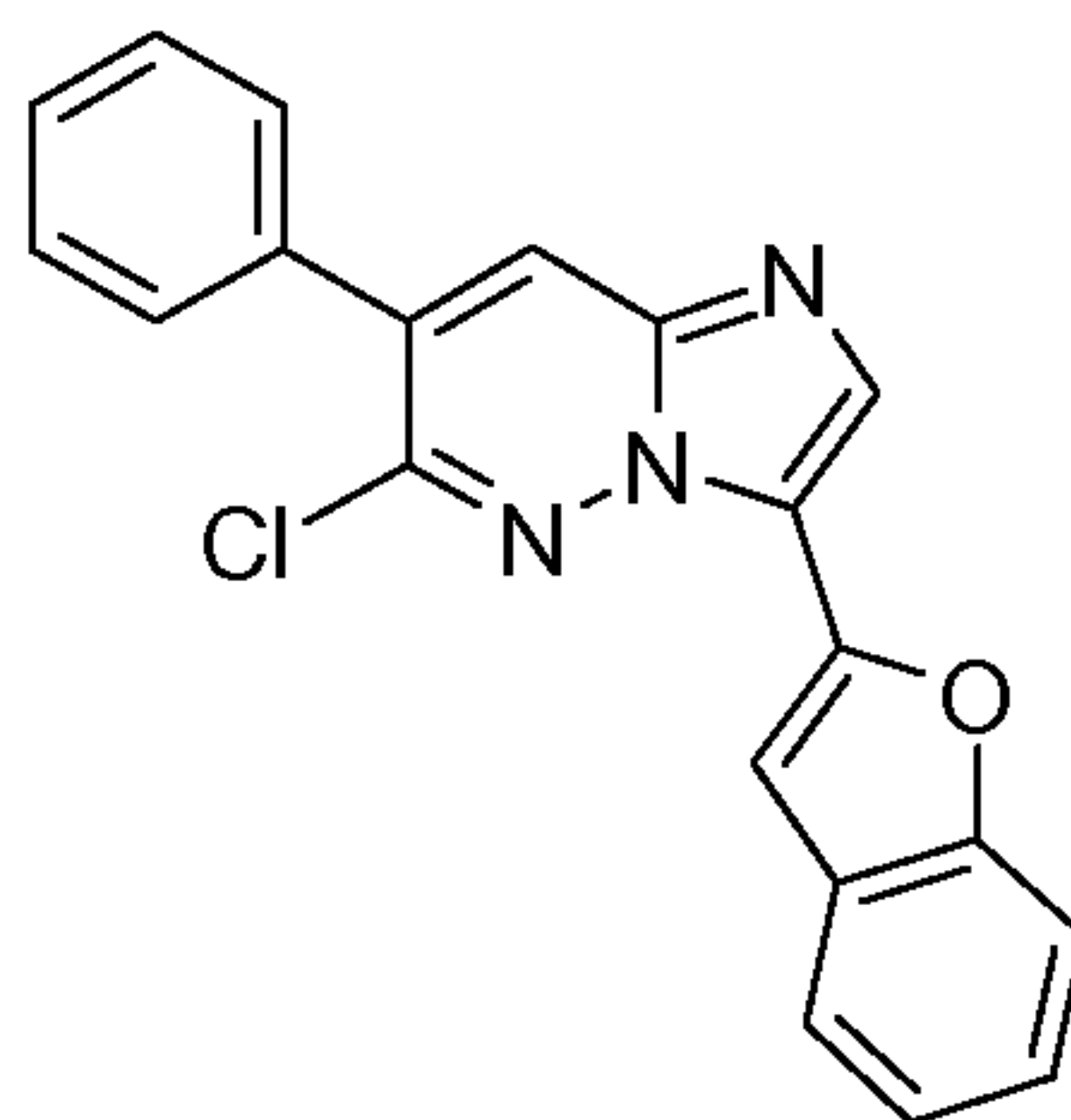
Starting from 6-chloro-5-phenylpyridazin-3-amine (WO2007/038314), the title compound was prepared in analogy to intermediate III.10 using chloroacetaldehyde diethylacetale instead of chloroacetaldehyde (step 2).

$^1\text{H-NMR}$ (300 MHz, DMSO-d_6), δ [ppm]= 7.48-7.61 (5H), 8.04 (1H), 8.30 (1H)

LCMS (Method 2): R_t = 1.24 min; MS (ESIpos) m/z = 308 $[\text{M}+\text{H}]^+$.

Intermediate III.13

5 3-(1-Benzofuran-2-yl)-6-chloro-7-phenylimidazo[1,2-*b*]pyridazine

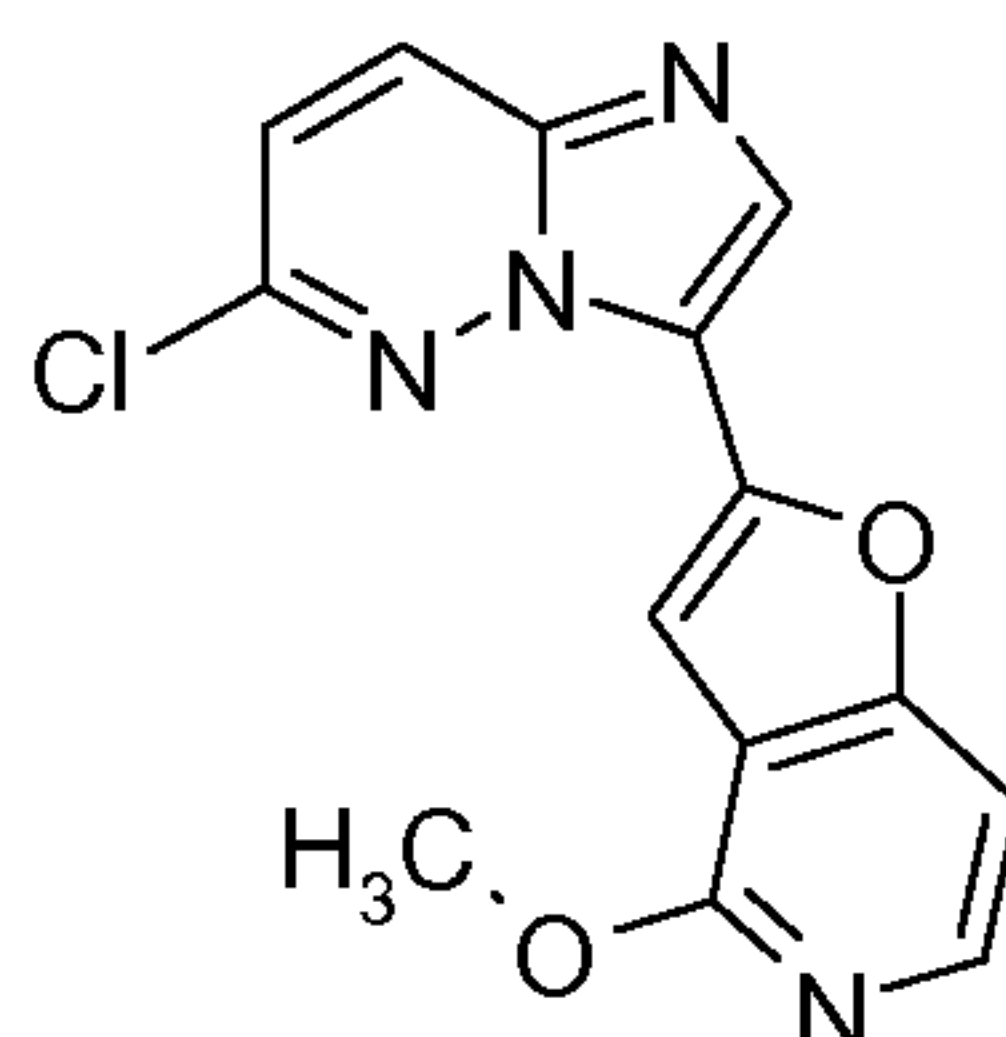


3-(1-Benzofuran-2-yl)-6-chloro-7-phenylimidazo[1,2-*b*]pyridazine was prepared in analogy to intermediate III.2 starting from 500 mg (0.81 mmol) of intermediate III.12 to yield 435 mg of a solid material which was used without further purification.

LCMS (Method 2): R_t = 1.58 min; MS (ESIpos) m/z = 345 $[\text{M}+\text{H}]^+$.

Intermediate III.14

6-Chloro-3-(4-methoxyfuro[3,2-*c*]pyridin-2-yl)imidazo[1,2-*b*]pyridazine



15

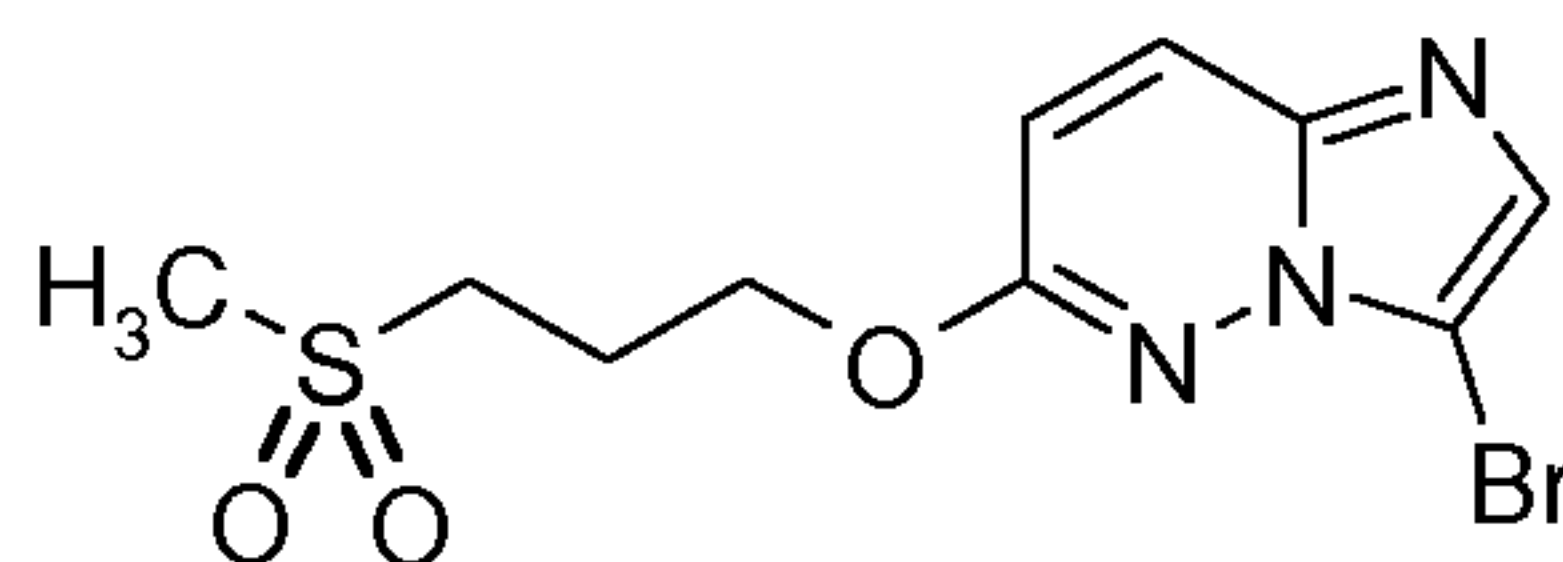
6-Chloro-3-(4-methoxyfuro[3,2-*c*]pyridin-2-yl)imidazo[1,2-*b*]pyridazine was prepared in analogy to intermediate III.6 starting from 2.4 g (10.3 mmol) of

intermediate III.1 to yield 2.64 g of a solid material which was used as crude product.

LCMS (Method 3): $R_t = 1.24$ min; MS (ESIpos) $m/z = 301$ $[M+H]^+$.

5 Intermediate III.15

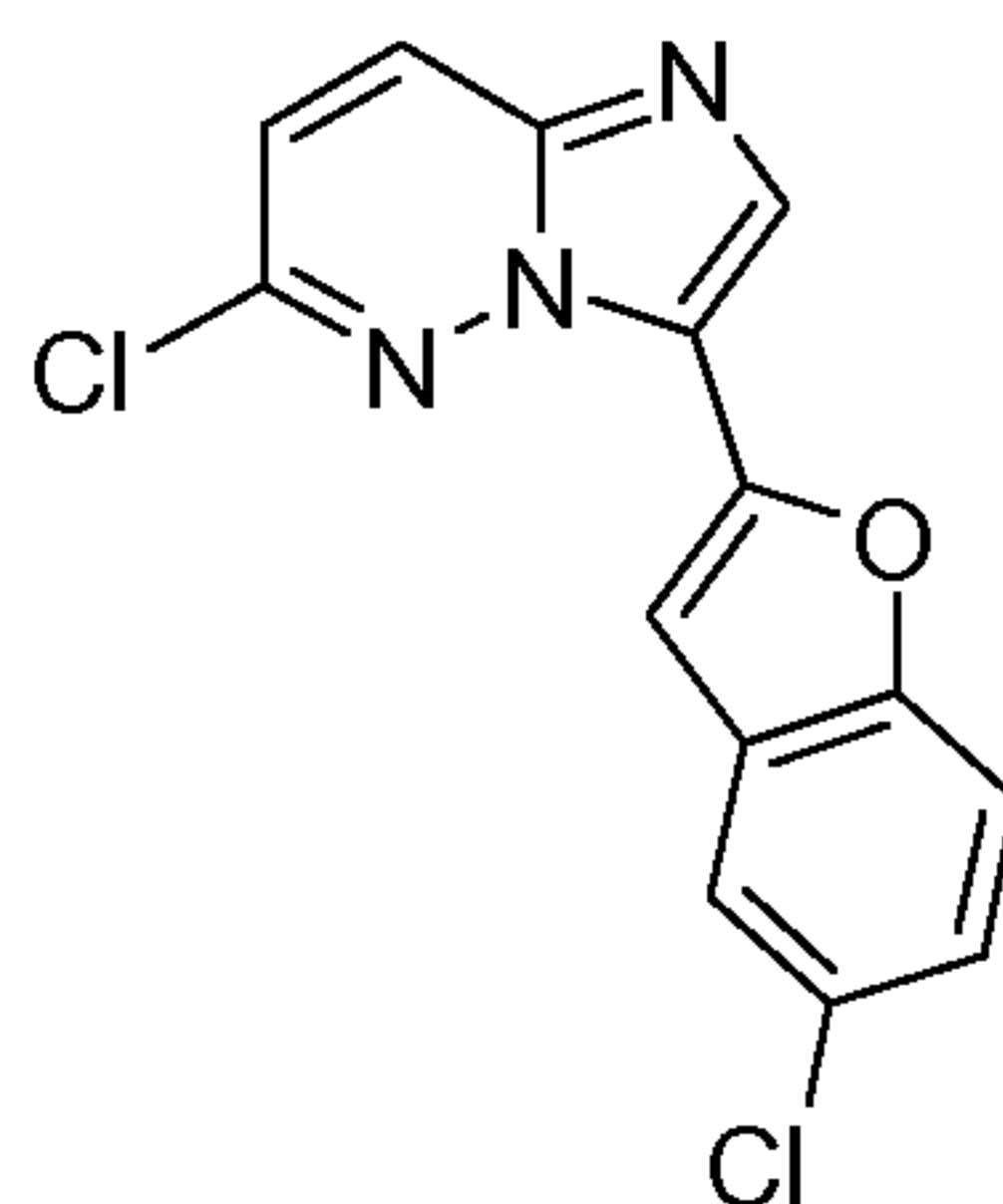
3-Bromo-6-[3-(methylsulfonyl)propoxy]imidazo[1,2-*b*]pyridazine



In an ice bath 688 mg (17.2 mmol) sodium hydride (60% dispersion in mineral oil) were dispensed in 72 mL of anhydrous tetrahydrofuran. 1.82 g (17.2 mmol) 3-(methylsulfonyl)propan-1-ol were slowly added. After complete addition, stirring at 0°C was continued for 15 min. 2.0 g (8.60 mmol) of intermediate III.1 were added, the ice bath removed and the resulting mixture was stirred for 72 h at room temperature and 24 h at 80°C.

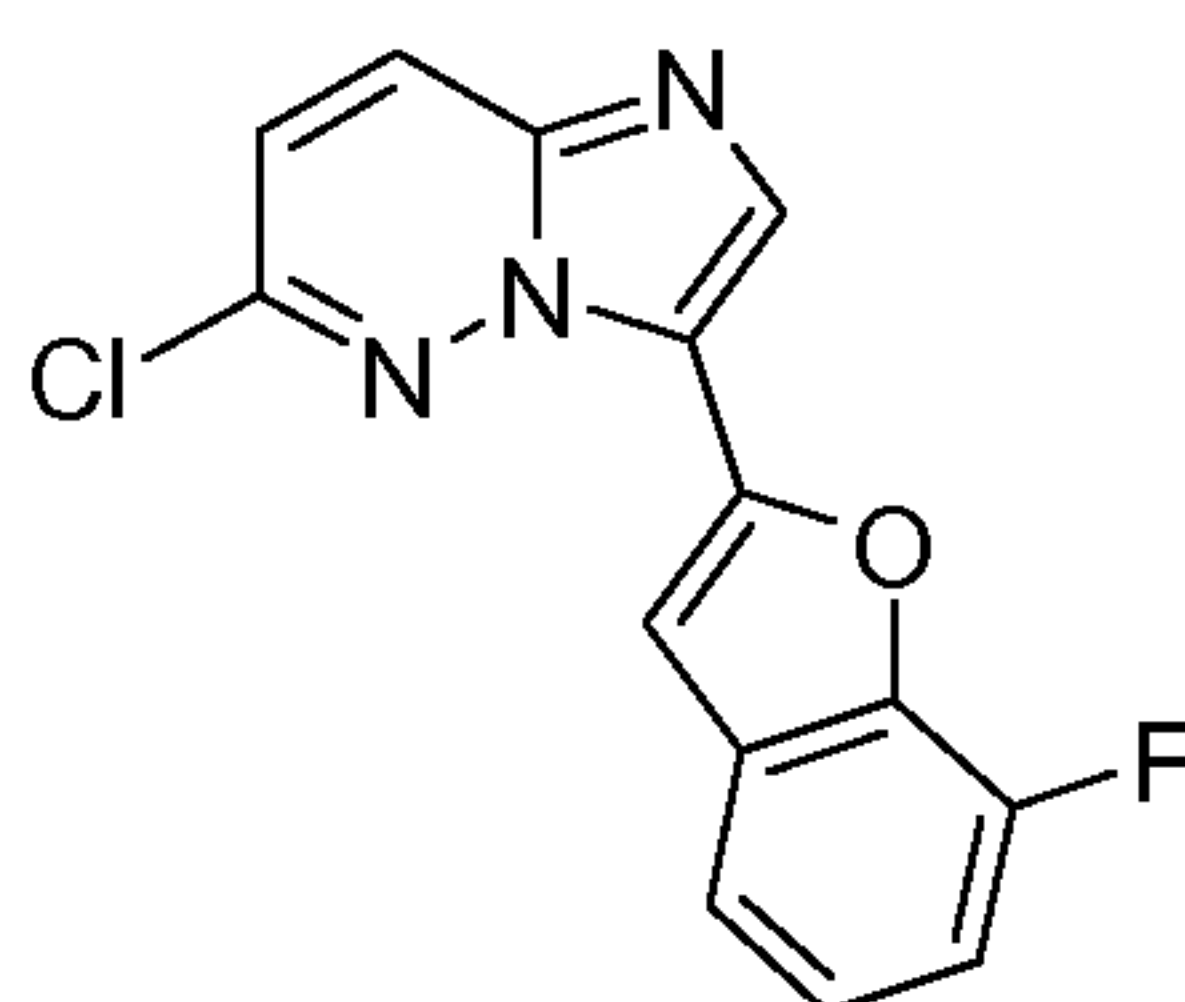
The reaction mixture was carefully poured into saturated ammonium chloride solution. The aqueous layer was extracted with ethyl acetate. The title compound precipitated during the extraction and was filtered off to give 1.4 g of the title compound as solid material which was used in the subsequent steps without further purification.

LC-MS (Method 2): $R_t = 0.77$ min; MS (ESIpos) $m/z = 335$ $[M+H]^+$.

Intermediate III.16**6-Chloro-3-(5-chloro-1-benzofuran-2-yl)imidazo[1,2-*b*]pyridazine**

6-Chloro-3-(5-chloro-1-benzofuran-2-yl)imidazo[1,2-*b*]pyridazine was prepared in analogy to intermediate III.6 starting from 2.34 g (10.1 mmol) of intermediate III.1 to yield 2.73 g of a solid material which was used as crude product.

LCMS (Method 3): $R_t = 1.00$ min; MS (ESIpos) $m/z = 304$ $[M+H]^+$.

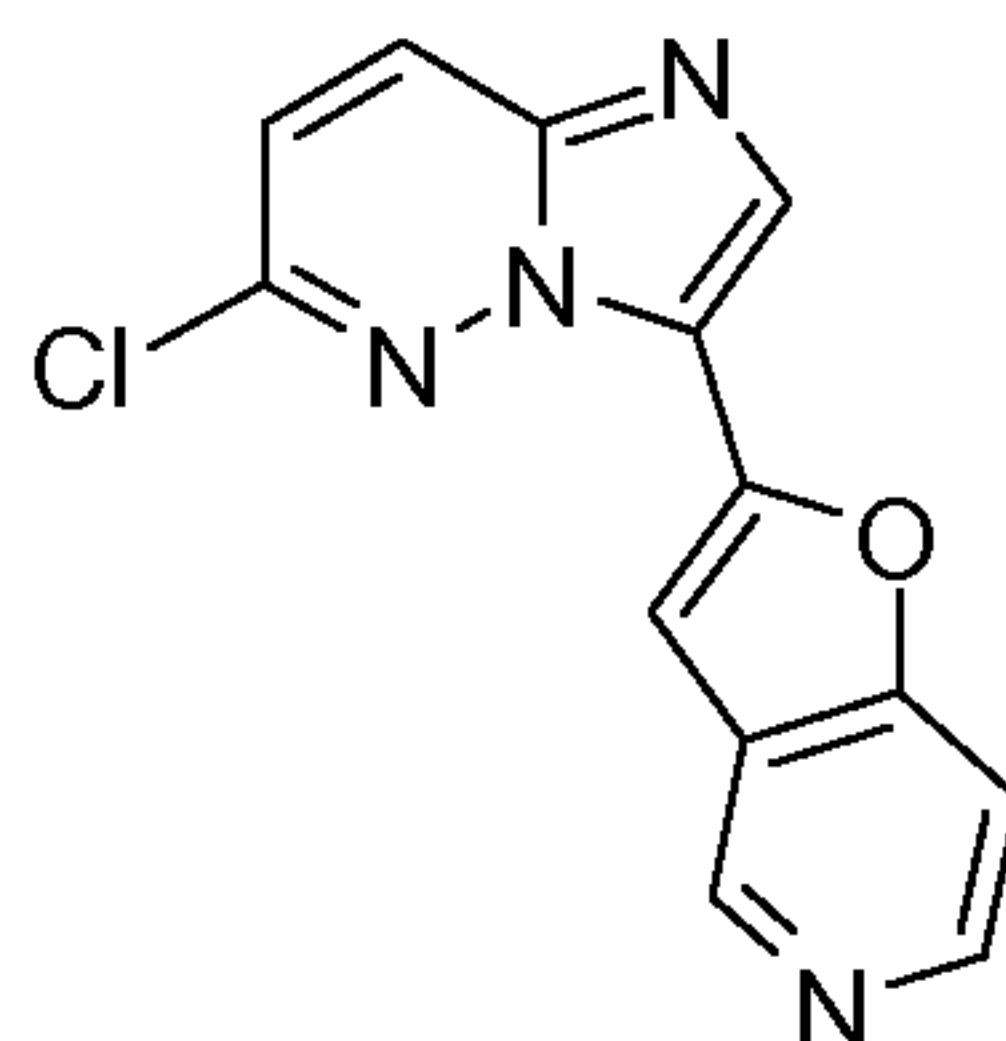
Intermediate III.17**10 6-Chloro-3-(7-fluoro-1-benzofuran-2-yl)imidazo[1,2-*b*]pyridazine**

6-Chloro-3-(7-fluoro-1-benzofuran-2-yl)imidazo[1,2-*b*]pyridazine was prepared in analogy to intermediate III.6 starting from 1.0 g (4.31 mmol) of intermediate III.1 to yield 918 mg of a solid material which was used as crude product.

15 LCMS (Method 3): $R_t = 1.39$ min; MS (ESIpos) $m/z = 288$ $[M+H]^+$.

Intermediate III.18

6-Chloro-3-(furo[3,2-c]pyridin-2-yl)imidazo[1,2-b]pyridazine

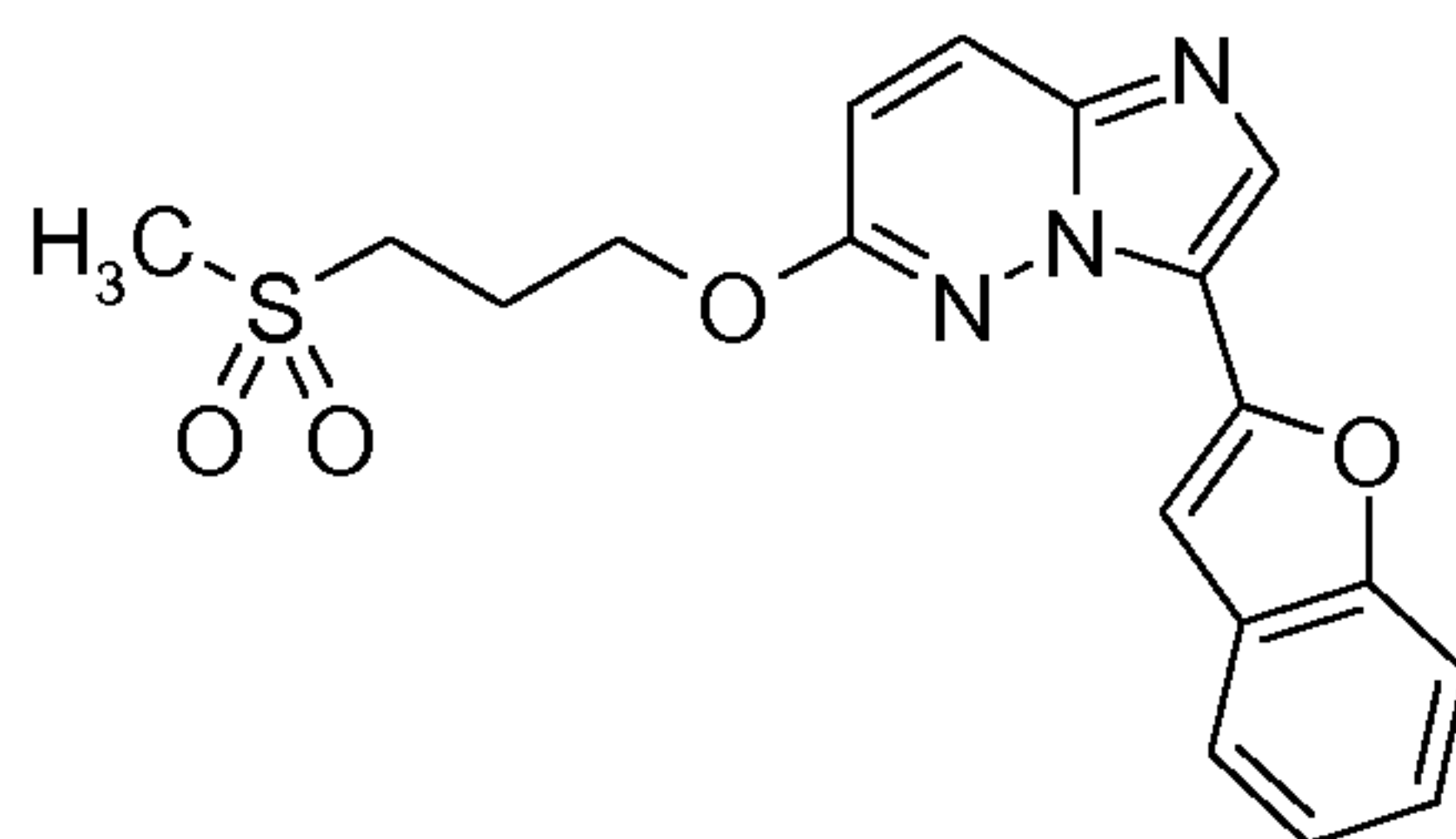


6-Chloro-3-(furo[3,2-c]pyridin-2-yl)imidazo[1,2-b]pyridazine was prepared in analogy to intermediate III.6 starting from 314 mg (1.35 mmol) of intermediate III.1 to yield 62 % of a solid material.

LCMS (Method 2): $R_t = 0.60$ min; MS (ESIpos) $m/z = 271$ $[M+H]^+$.

Example III.1

10 3-(1-Benzofuran-2-yl)-6-[3-(methylsulfonyl)propoxy]imidazo[1,2-b]pyridazine



In an ice bath 18.3 mg (0.457 mmol) sodium hydride (60% dispersion in mineral oil) were dispensed in 2 mL of anhydrous tetrahydrofuran. 75.5 mg (0.519 mmol) 3-(methylsulfonyl)-propan-1-ol were slowly added. After complete addition, stirring at 0°C was continued for 15 min. 70 mg (0.26 mmol) of intermediate III.2 were added, the ice bath removed and the resulting mixture was stirred for 16 h at room temperature.

The reaction mixture was carefully poured into saturated ammonium chloride solution. The aqueous layer was extracted with ethyl acetate. The combined organic layers were dried over sodium sulfate and the solvent evaporated.

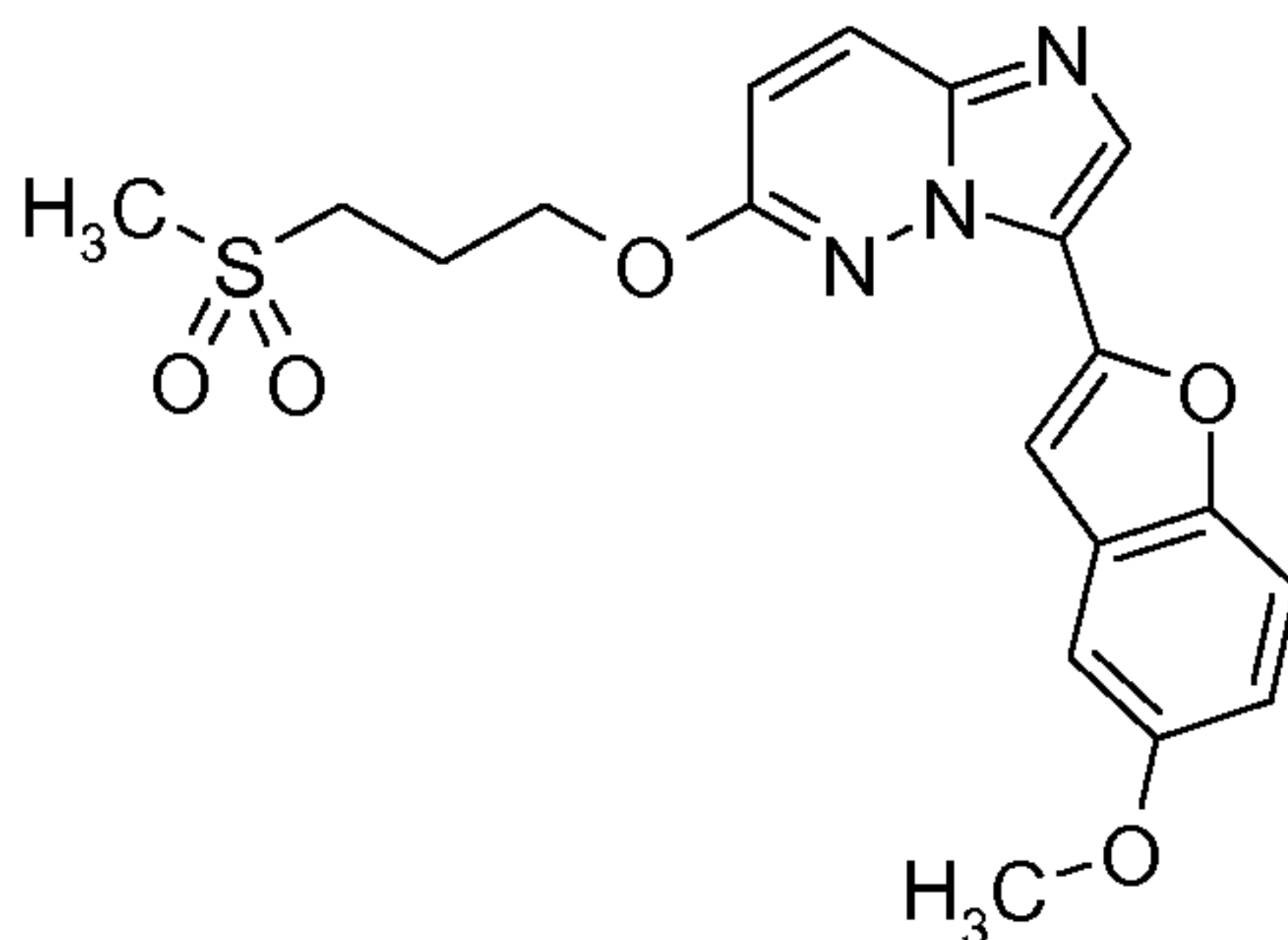
151 mg of solid material was obtained, which was further purified by digestion in dichloromethane to give 74 mg of the title compound as solid material.

¹H-NMR (300 MHz, DMSO-d₆), δ [ppm]= 2.22-2.35 (2H), 3.02 (3H), 3.32-3.41 (2H), 4.61 (2H), 7.02 (1H), 7.22-7.37 (2H), 7.59-7.65 (2H), 7.68-7.74 (1H), 8.12-8.19 (2H).

LC-MS (Method 1): R_t = 1.04 min; MS (ESIpos) m/z = 372 [M+H]⁺.

Example III.2

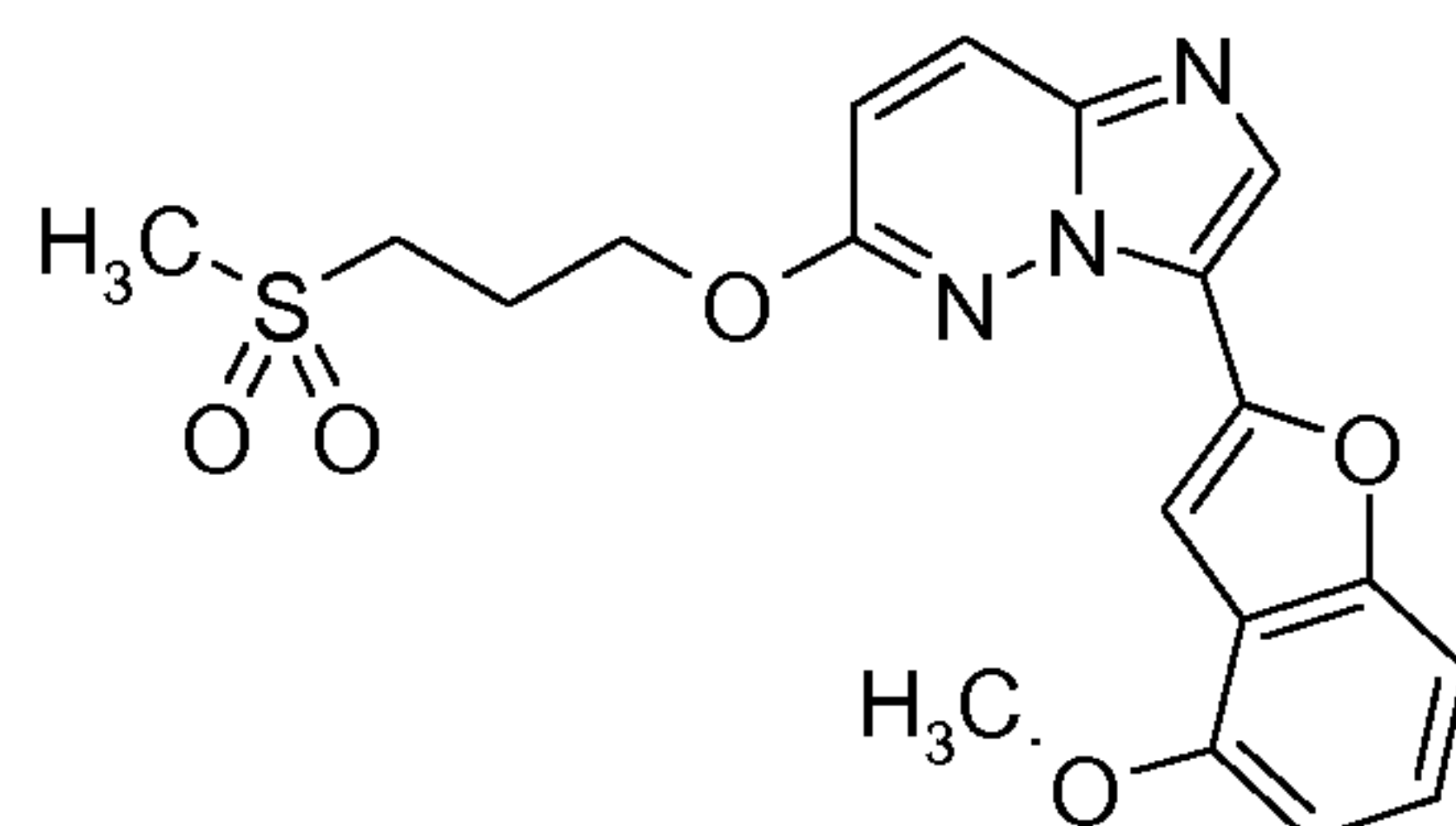
3-(5-Methoxy-1-benzofuran-2-yl)-6-[3-(methylsulfonyl)propoxy]imidazo[1,2-*b*]pyridazine



3-(5-Methoxy-1-benzofuran-2-yl)-6-[3-(methylsulfonyl)propoxy]imidazo[1,2-*b*]pyridazine was prepared in analogy to example III.1 starting from 70 mg (0.234 mmol) of Intermediate III.4. The obtained crude material was purified by flash chromatography to give 53 mg of the title compound as solid material.

¹H-NMR (300 MHz, DMSO-d₆), δ [ppm]= 1.95 (4H), 2.87 (3H), 3.08-3.19 (2H), 4.53 (2H), 7.03 (1H), 7.29 (2H), 7.62 (2H), 7.71-7.77 (1H), 8.11-8.19 (2H).

LCMS (Method 2): R_t = 1.07 min; MS (ESIpos) m/z = 402 [M+H]⁺.

Example III.3**3-(4-Methoxy-1-benzofuran-2-yl)-6-[3-(methylsulfonyl)propoxy]imidazo[1,2-*b*]pyridazine**

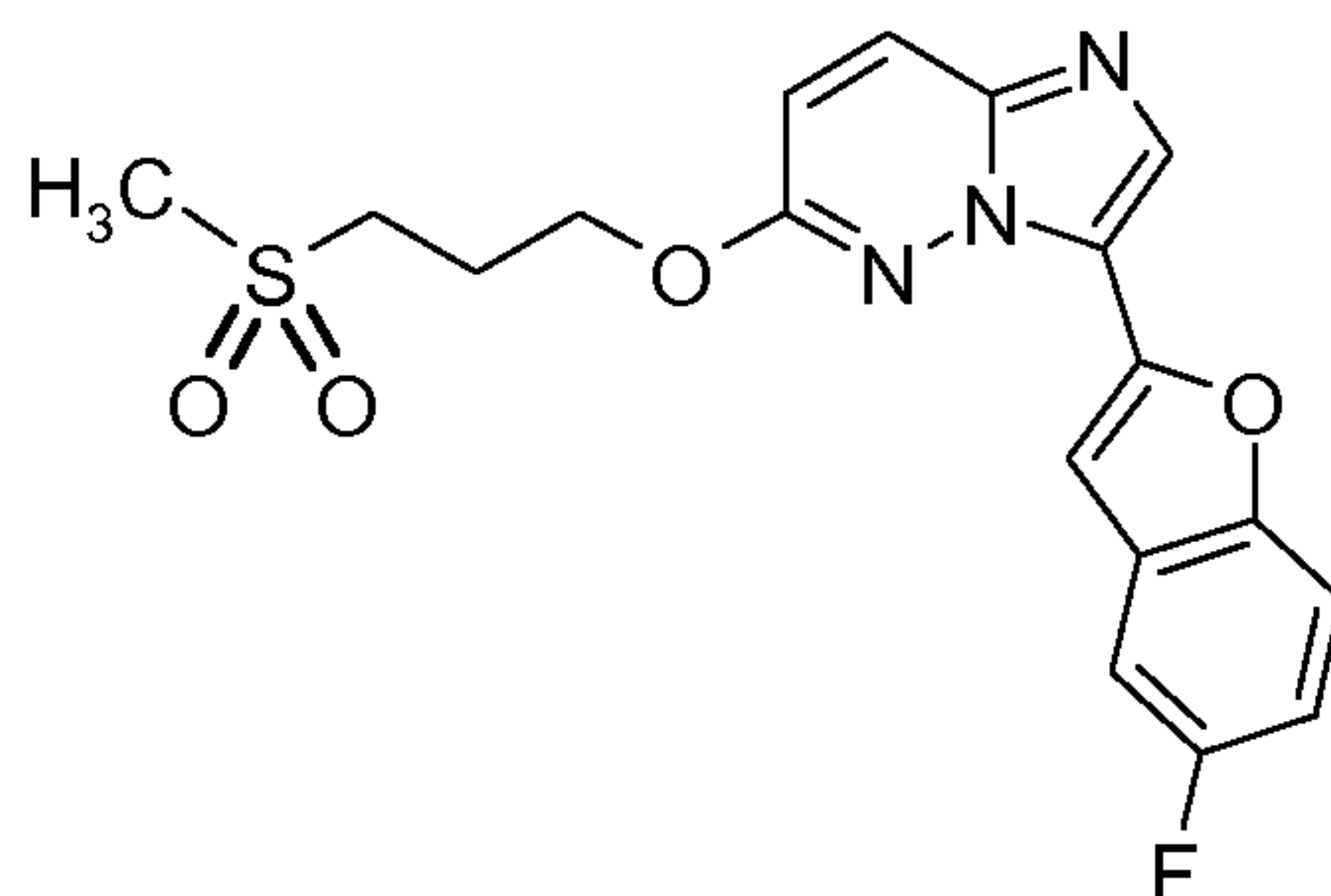
5 3-(4-Methoxy-1-benzofuran-2-yl)-6-[3-(methylsulfonyl)propoxy]imidazo[1,2-*b*]-pyridazine was prepared in analogy to example III.1 starting from 70 mg (0.234 mmol) of Intermediate III.3. The obtained crude material was digested in methanol to give 79 mg of the title compound as solid material.

1H-NMR (300 MHz, DMSO-*d*₆), δ [ppm]= 2.20-2.36 (2H), 3.01 (3H), 3.31-3.39 (2H),
 10 3.92 (3H), 4.53-4.62 (2H), 6.80-6.87 (1H), 6.98-7.07 (1H), 7.20-7.32 (2H), 7.45-7.54 (1H), 8.11-8.20 (2H).

LCMS (Method 2): R_t = 1.08 min; MS (ESIpos) m/z = 402 [M+H]⁺.

Example III.4

15 3-(5-Fluoro-1-benzofuran-2-yl)-6-[3-(methylsulfonyl)propoxy]imidazo[1,2-*b*]pyridazine



Step 1: At -78°C, 1.2 mL (1.93 mmol) of a 1.6 M solution of *n*-butyllithium were slowly added to 175 mg (1.29 mmol) 5-fluorobenzofurane in 10 mL anhydrous
 20 tetrahydrofurane. The mixture was stirred for 1 h at -78°C. 0.52 mL (1.93 mmol)

tri-*n*-butyltinchloride was added at -78°C . The cooling bath was removed and stirring was continued for 72 h.

Methanol was carefully added and the solvent evaporated. The obtained mixture was adsorbed on isolute and purified by flash chromatography. The obtained
5 material (336 mg) was used directly in the subsequent step 2.

Step 2: A mixture of 165 mg of the product from step 1, 100 mg (0.3 mmol) of intermediate III.15, 10.5 mg (0.015 mmol) bis(triphenylphosphine)palladium(II) and 5.7 mg (0.03 mmol) copper(I)iodide in tetrahydrofurane were refluxed for 16 h.

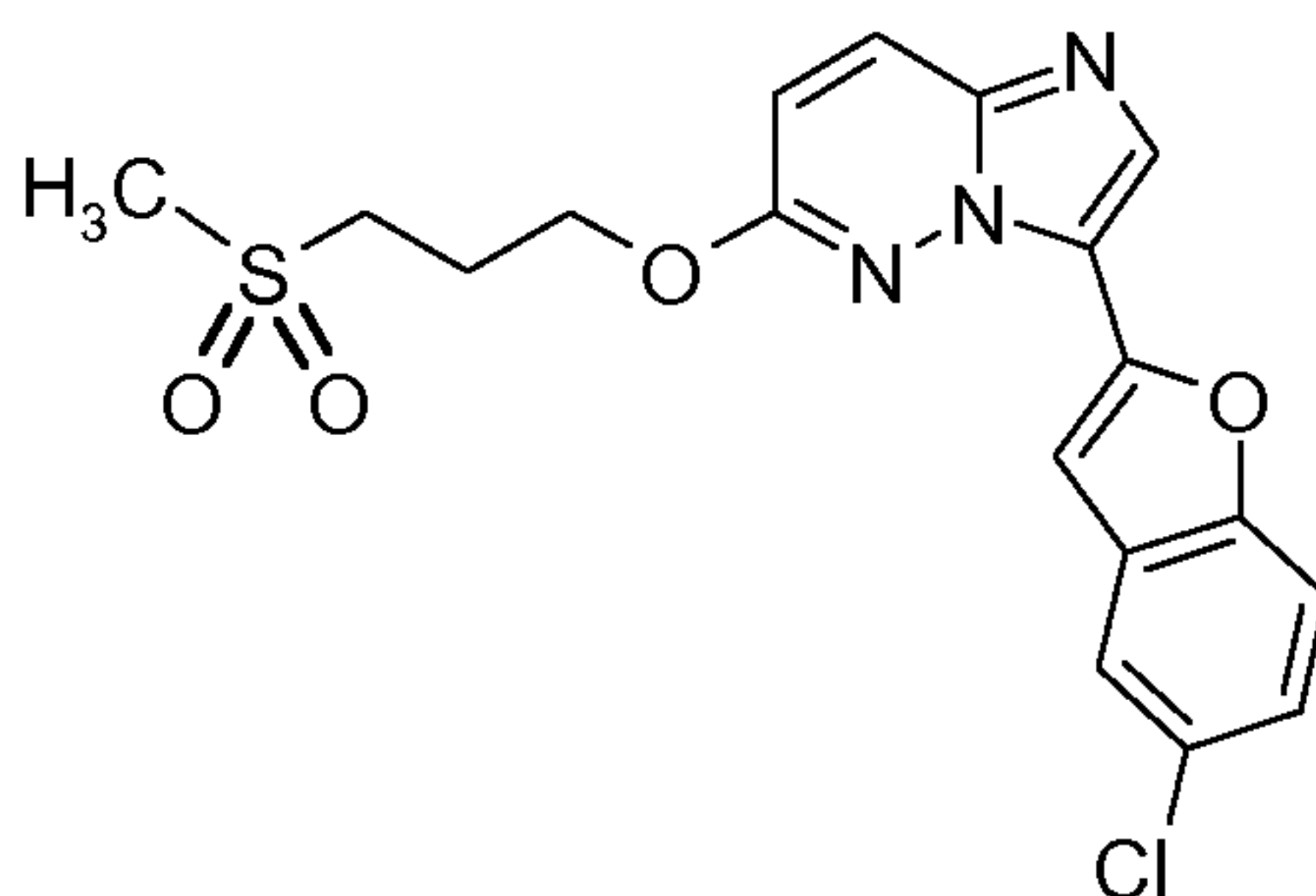
The reaction mixture was filtered through a of pad celite. The filtrate was
10 evaporated and the precipitate was dissolved in tetrahydrofurane. Insoluble material was filtered off. The filtrate was evaporated and the obtained material was purified by HPLC and preparative thin layer chromatography to give 13 mg of the title compound as solid material.

15 $^1\text{H-NMR}$ (600 MHz, DMSO-d_6), δ [ppm]= 2.36-2.43 (2H), 3.12 (3H), 3.44-3.48 (2H), 4.71 (2H), 7.14 (1H), 7.23-7.28 (1H), 7.59 (1H), 7.72 (1H), 7.75 (1H), 8.24-8.29 (2H).

LCMS (Method 3): $R_t = 1.39$ min; MS (ESIpos) $m/z = 390$ $[\text{M}+\text{H}]^+$.

20 Example III.5

3-(5-Chloro-1-benzofuran-2-yl)-6-[3-(methylsulfonyl)propoxy]imidazo[1,2-*b*]pyridazine



3-(5-Chloro-1-benzofuran-2-yl)-6-[3-(methylsulfonyl)propoxy]imidazo[1,2-*b*]-pyridazine was prepared in analogy to example III.1 starting from 105 mg (0.259 mmol) of intermediate III.16.

The obtained crude material was purified by HPLC to give 50 mg of the title compound as solid material.

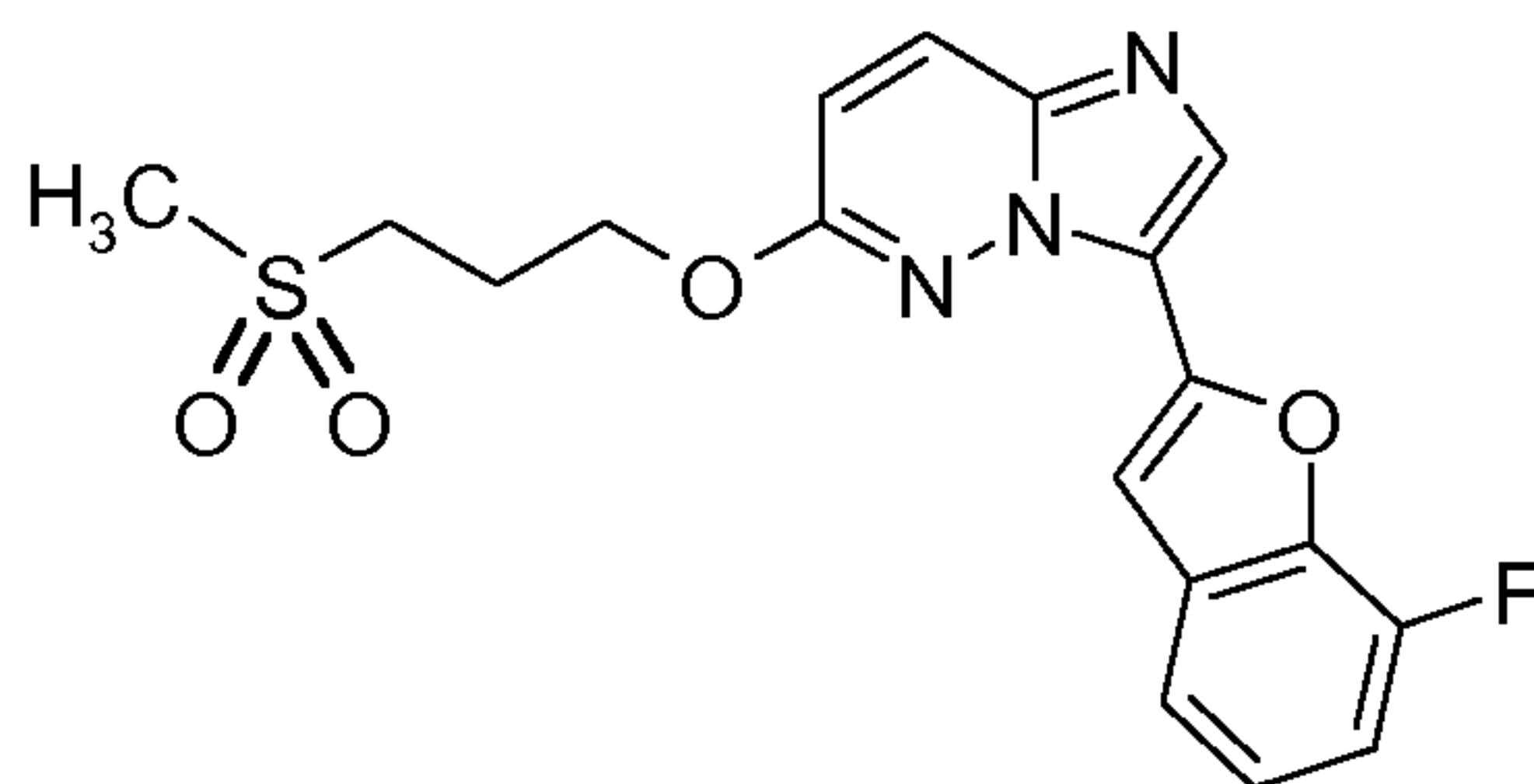
¹H-NMR (400 MHz, DMSO-*d*₆), δ [ppm]= 2.28-2.38 (2H), 3.06 (3H), 3.36-3.44 (2H), 4.64 (2H), 7.07 (1H), 7.34-7.39 (1H), 7.63 (1H), 7.65-7.72 (1H), 7.79 (1H), 8.16-8.23 (2H).

LCMS (Method 3): R_t = 1.19 min; MS (ESIpos) m/z = 407 [M+H]⁺.

10

Example III.6

3-(7-Fluoro-1-benzofuran-2-yl)-6-[3-(methylsulfonyl)propoxy]imidazo[1,2-*b*]pyridazine



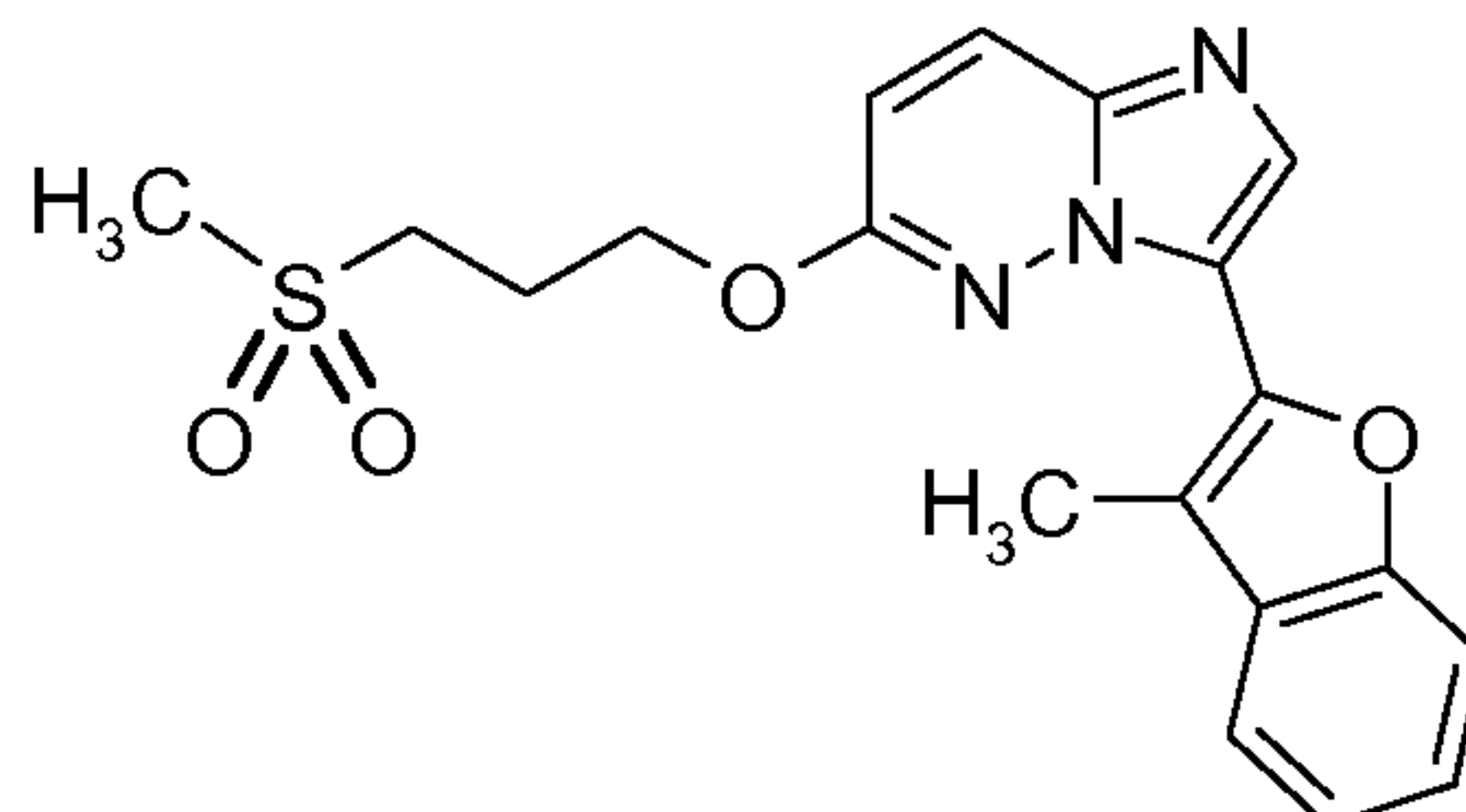
15 3-(7-Fluoro-1-benzofuran-2-yl)-6-[3-(methylsulfonyl)propoxy]imidazo[1,2-*b*]-pyridazine was prepared in analogy to example III.1 starting from 90 mg (0.266 mmol) of Intermediate III.17.

The obtained crude material was purified by HPLC to give 74 mg of the title compound as solid material.

20 ¹H-NMR (300 MHz, DMSO-*d*₆), δ [ppm]= 2.22-2.36 (2H), 3.02 (3H), 3.33-3.40 (2H), 4.61 (2H), 7.04 (1H), 7.17-7.31 (2H), 7.50-7.56 (1H), 7.67 (1H), 8.14-8.22 (2H).

LCMS (Method 3): R_t = 1.12 min; MS (ESIpos) m/z = 390 [M+H]⁺.

Example III.7

3-(3-Methyl-1-benzofuran-2-yl)-6-[3-(methylsulfonyl)propoxy]imidazo[1,2-*b*]pyridazine

5 Step 1: To a mixture of 381 mg (0.567 mmol) bis(1,5-cyclooctadiene)diiridium(I) dichloride and 305 mg (1.14 mmol) 4,4'-di-*tert*.butyl-[2,2']bipyridin in 16 mL anhydrous tetrahydrofuran were added 2.31 g (9.08 mmol) bis(pinacolato)diboron and 1.0 g (7.57 mmol) 3-methylbenzofurane. The resulting mixture was stirred for 16 h at 80°C.

10 Brine was added and the mixture was extracted with ethylacetate. The combined organic layers were dried over magnesium sulfate and the solvent evaporated.

The crude product (3.9 g) was used without further purification in step 2.

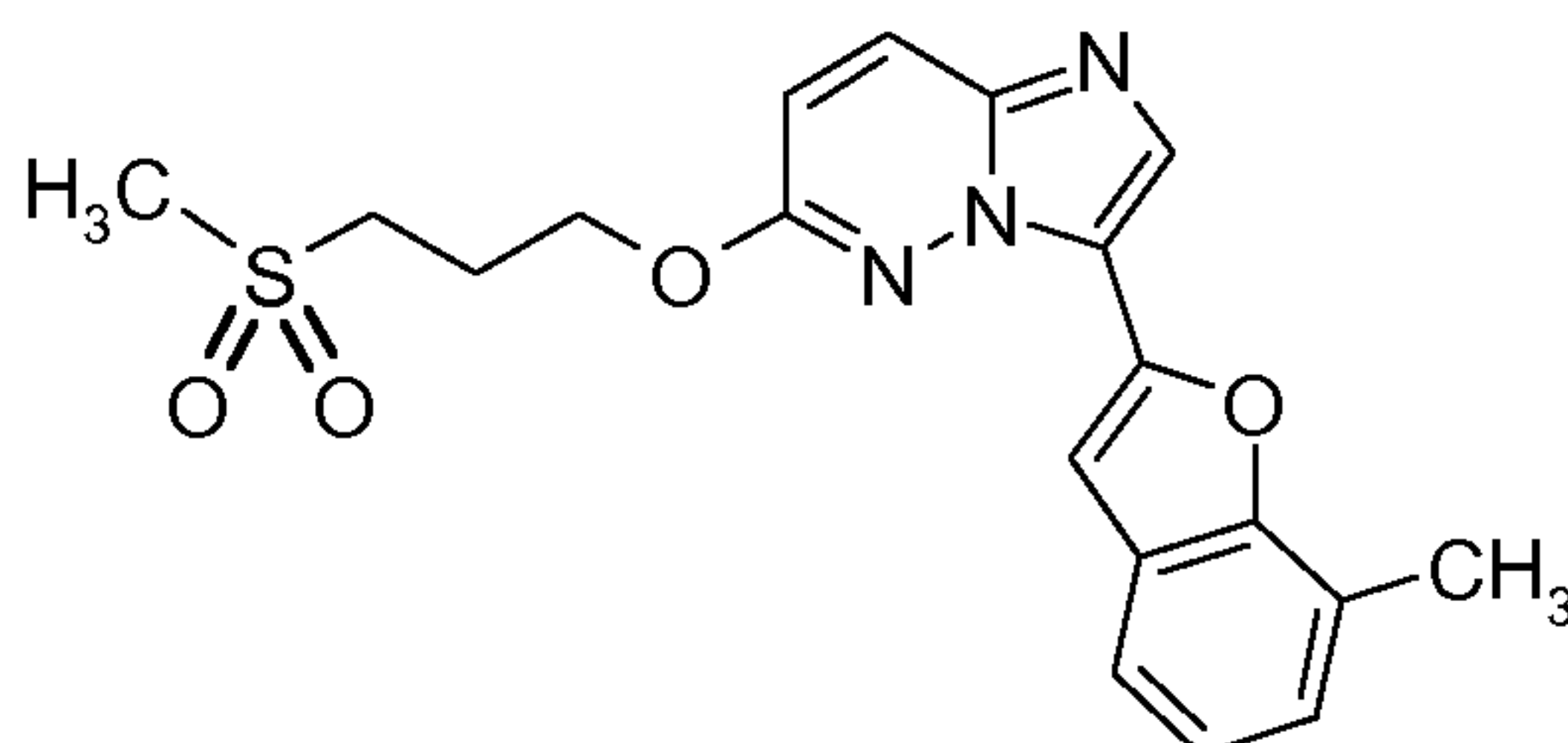
Step 2: 200 mg of intermediate III.15, 309 mg of the crude product from step 1, 35 mg (0.03 mmol) tetrakis(triphenylphosphin)palladium(0) and 190 mg (1.8 mmol) sodium carbonate dissolved in 1 mL water in 5 mL 1,4-dioxane were heated for 16 h at 80°C.

After cooling to room temperature the reaction mixture was poured into brine and extracted with ethyl acetate. The combined organic layers were dried over magnesium sulfate and the solvent was evaporated.

20 The obtained crude product was purified by HPLC and preparative thin layer chromatography to give 18 mg of the title compound as solid material.

¹H-NMR (300 MHz, DMSO-*d*₆), δ [ppm]= 2.10-2.26 (2H), 2.36 (3H), 2.95 (3H), 3.22-3.31 (2H), 4.38 (2H), 6.99 (1H), 7.24-7.39 (2H), 7.55-7.61 (1H), 7.63-7.70 (1H), 7.97 (1H), 8.11 (3H).

25 LCMS (Method 2): R_t = 1.04 min; MS (ESIpos) m/z = 385 [M+H]⁺.

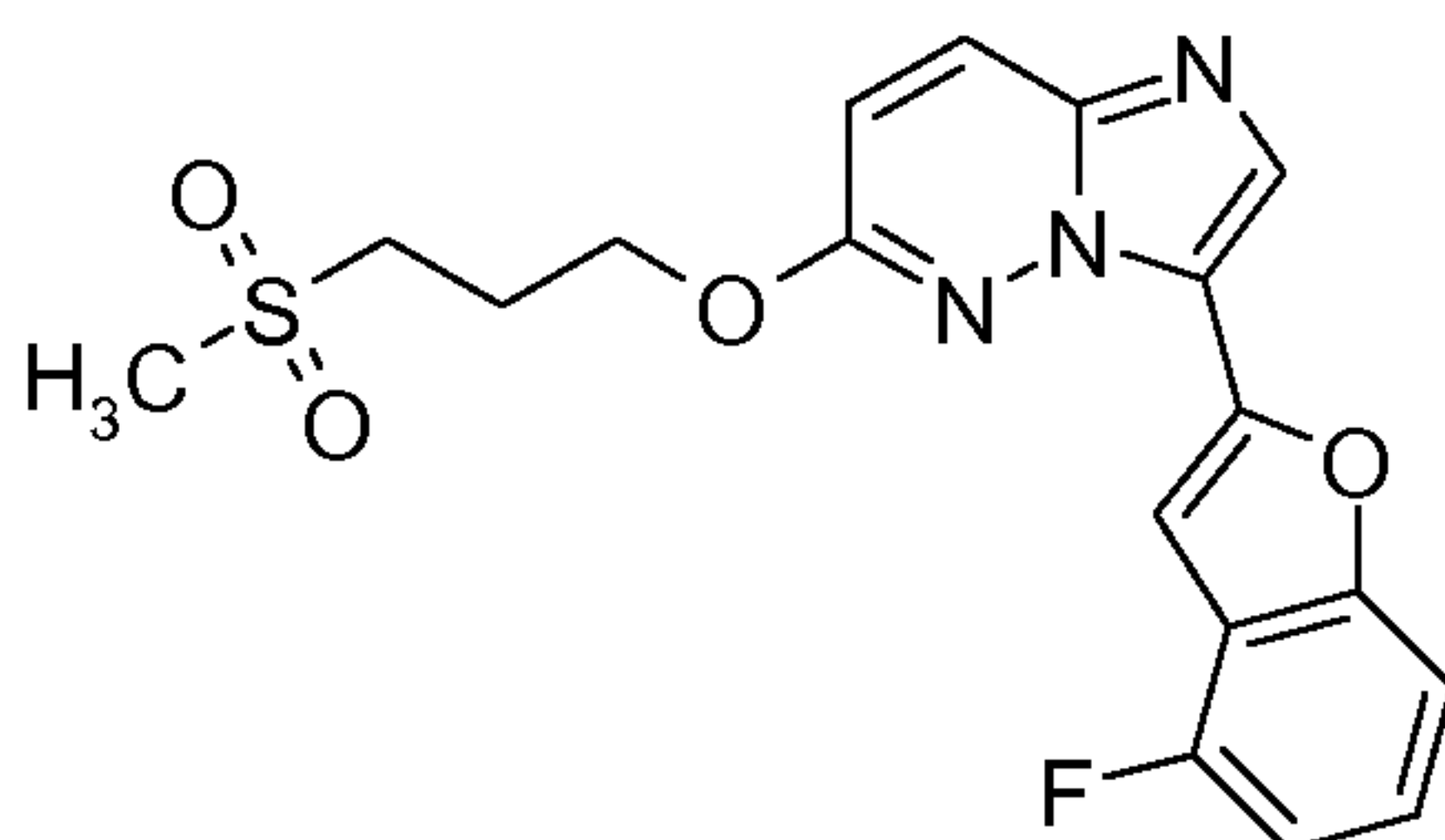
Example III.8**3-(7-Methyl-1-benzofuran-2-yl)-6-[3-(methylsulfonyl)propoxy]imidazo[1,2-*b*]pyridazine**

5

3-(7-Methyl-1-benzofuran-2-yl)-6-[3-(methylsulfonyl)propoxy]imidazo[1,2-*b*]pyridazine was prepared in analogy to example III.7, starting from 200 mg of intermediate III.15 to give a crude product which was purified by HPLC to give 17 mg of the title compound as solid material.

10 $^1\text{H-NMR}$ (300 MHz, DMSO- d_6), δ [ppm]= 2.26-2.36 (2H), 2.53 (3H), 3.02 (3H), 3.32-3.40 (2H), 4.57-4.68 (2H), 6.95-7.07 (1H), 7.10-7.22 (2H), 7.48-7.57 (1H), 7.59-7.64 (1H), 8.12-8.20 (2H).

LCMS (Method 2): R_t = 1.14 min; MS (ESIpos) m/z = 385 $[\text{M}+\text{H}]^+$.

15 Example III.9**3-(4-Fluoro-1-benzofuran-2-yl)-6-[3-(methylsulfonyl)propoxy]imidazo[1,2-*b*]pyridazine**

In an ice bath 21.3 mg (0.532 mmol) sodium hydride (60% dispersion in mineral oil) were dispensed in 4 mL of anhydrous tetrahydrofuran. 74 mg (0.532 mmol) 3-(methylsulfonyl)propan-1-ol were slowly added. After complete addition, stirring at

0 °C was continued for 15 min. 90 mg (0.266 mmol) of intermediate III.9 were added, the ice bath removed and the resulting mixture was stirred for 23 h at room temperature.

The reaction mixture was carefully poured into water. Ethyl acetate was added.

5 The precipitate was filtered off and and purified by HPLC.

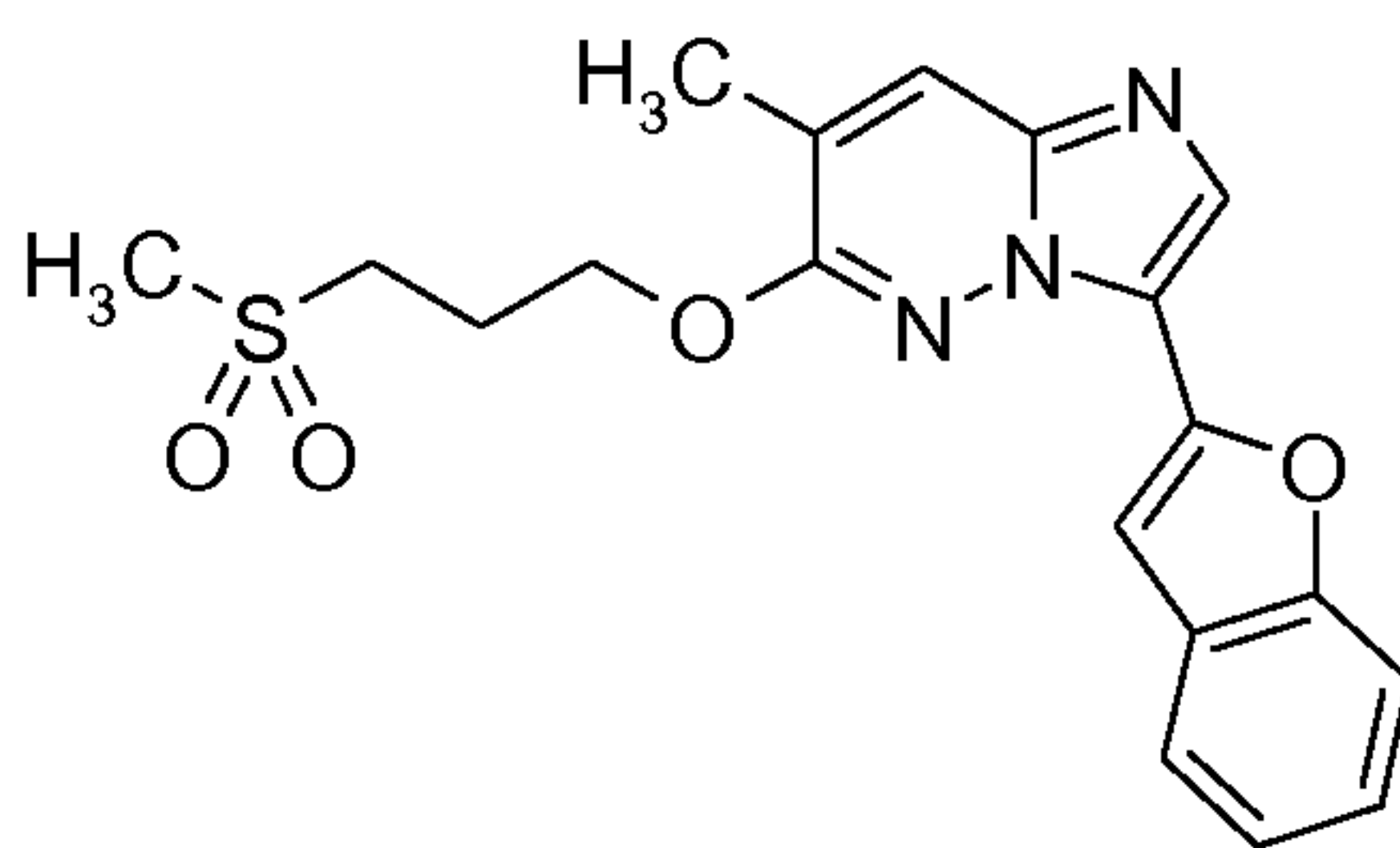
18 mg of the title compound where obtained as solid material.

¹H-NMR (400 MHz, DMSO-d₆), δ [ppm]= 2.29-2.37 (2H), 3.04 (3H), 3.35-3.42 (2H), 4.62-4.68 (2H), 7.07-7.12 (1H), 7.13-7.20 (1H), 7.35-7.43 (1H), 7.54-7.59 (1H), 7.60-7.64 (1H), 8.19-8.26 (2H).

10 LC-MS (Method 3): R_t = 1.14 min; MS (ESIpos) m/z = 390 [M+H]⁺.

Example III.10

3-(1-Benzofuran-2-yl)-7-methyl-6-[3-(methylsulfonyl)propoxy]imidazo[1,2-*b*]-pyridazine



15

3-(1-Benzofuran-2-yl)-7-methyl-6-[3-(methylsulfonyl)propoxy]imidazo[1,2-*b*]-pyridazine was prepared in analogy to example III.1 starting from 460 mg (0.324 mmol) of intermediate III.11.

The obtained crude material was purified by flash chromatography followed by

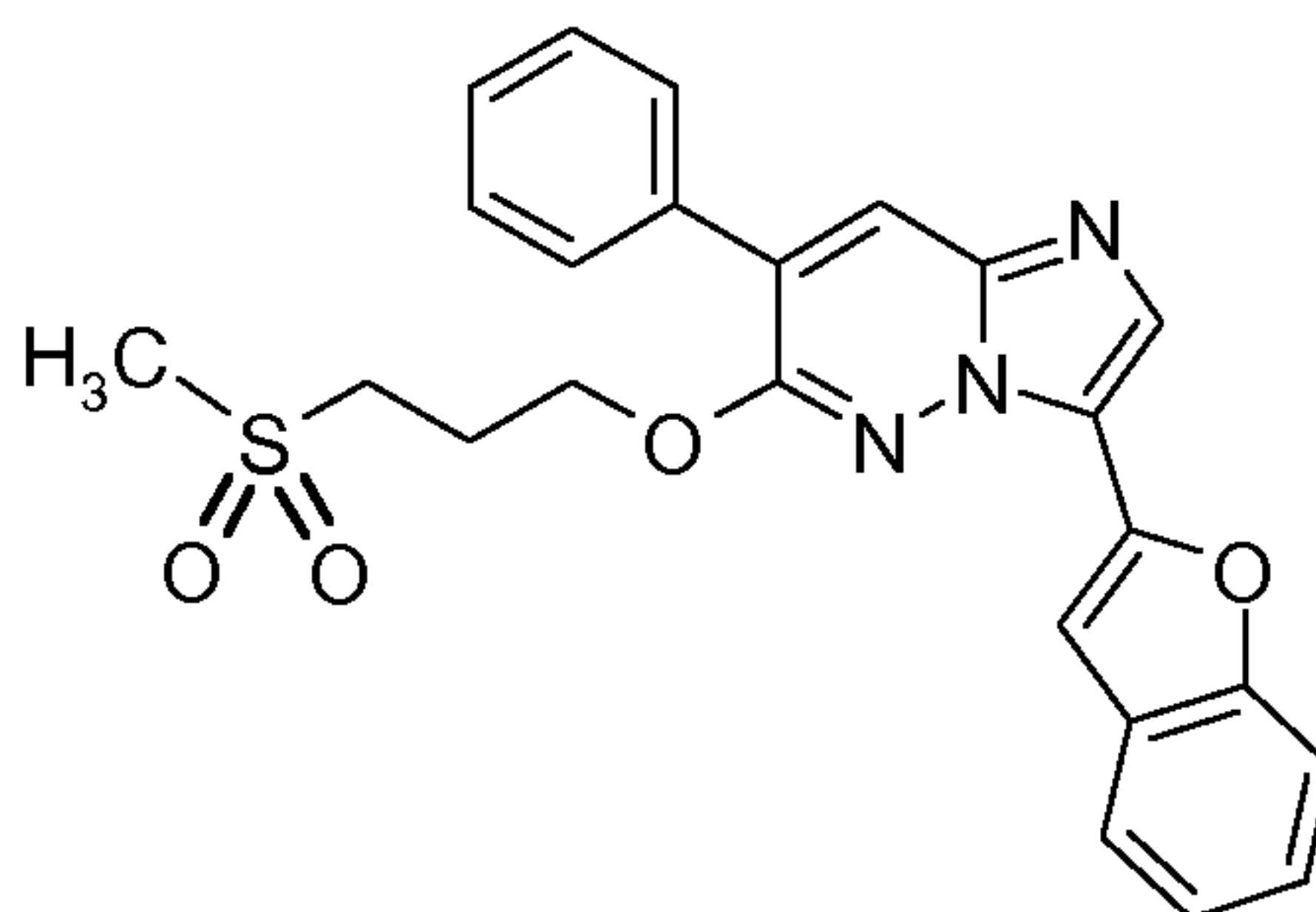
20 HPLC to give 10 mg of the title compound as solid material.

¹H-NMR (300 MHz, DMSO-d₆), δ [ppm]= 2.25-2.38 (5H), 3.02 (3H), 3.34-3.41 (2H), 4.63 (2H), 7.28 (2H), 7.56-7.63 (2H), 7.66-7.72 (1H), 7.99-8.07 (2H).

LCMS (Method 2): R_t = 1.05 min; MS (ESIpos) m/z = 386 [M+H]⁺.

Example III.11

3-(1-Benzofuran-2-yl)-6-[3-(methylsulfonyl)propoxy]-7-phenylimidazo[1,2-*b*]-pyridazine



5

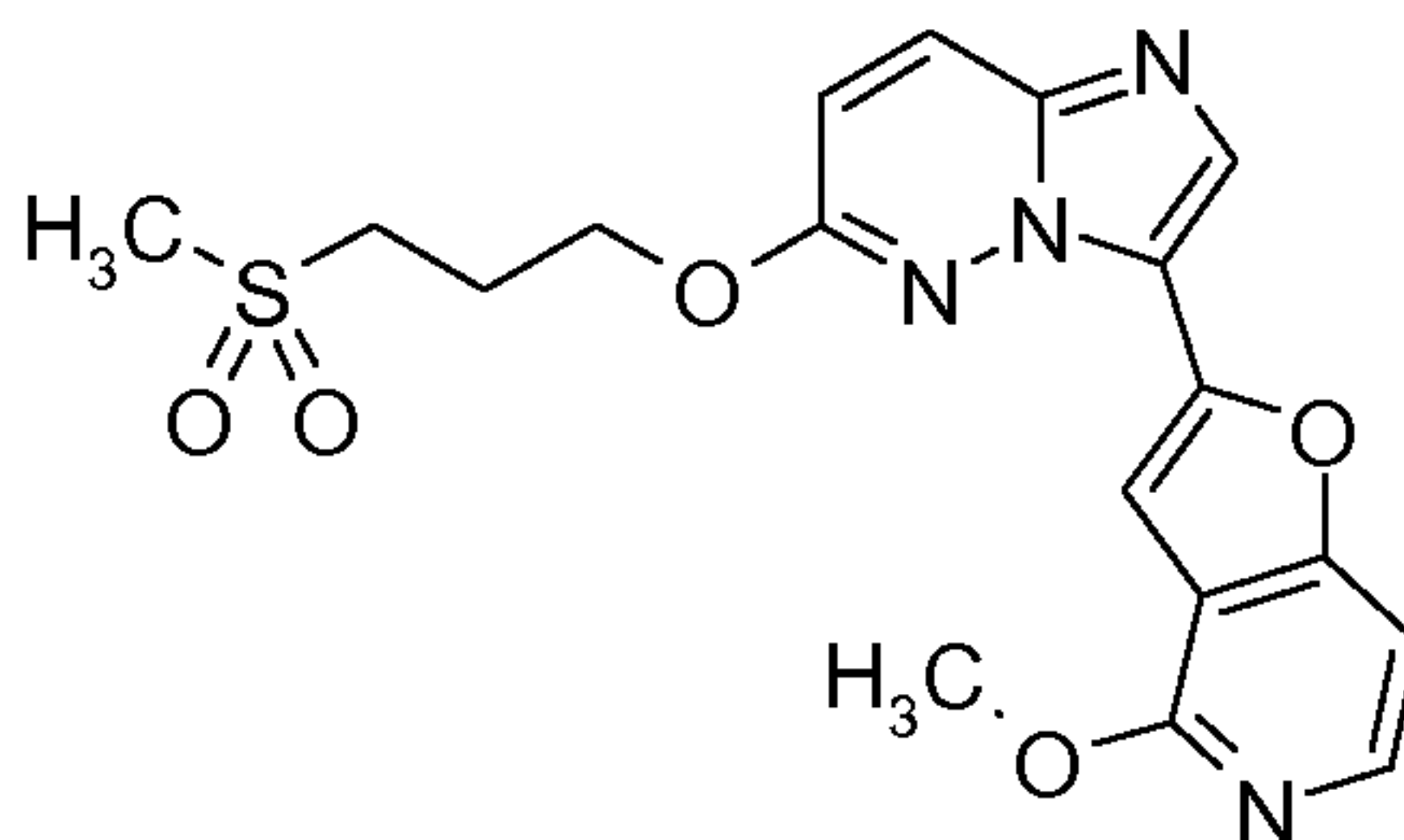
3-(1-benzofuran-2-yl)-6-[3-(methylsulfonyl)propoxy]-7-phenylimidazo[1,2-*b*]-pyridazine was prepared in analogy to example III.1 starting from 105 mg (0.117 mmol) of intermediate III.13.

The obtained crude material was purified by flash chromatography followed by HPLC to give 13 mg of the title compound as solid material.

¹H-NMR (300 MHz, DMSO-*d*₆), δ [ppm]= 2.21-2.33 (2H), 2.99 (3H), 3.23-3.33 (2H), 4.67 (2H), 7.24-7.37 (2H), 7.47 (3H), 7.61-7.76 (5H), 8.20 (2H).

Example III.12

3-(4-Methoxyfuro[3,2-*c*]pyridin-2-yl)-6-[3-(methylsulfonyl)propoxy]-imidazo[1,2-*b*]pyridazine



3-(4-Methoxyfuro[3,2-*c*]pyridin-2-yl)-6-[3-(methylsulfonyl)propoxy]-imidazo[1,2-*b*]-pyridazine was prepared in analogy to example III.1 starting from 105 mg (0.258 mmol) of intermediate III.14.

20

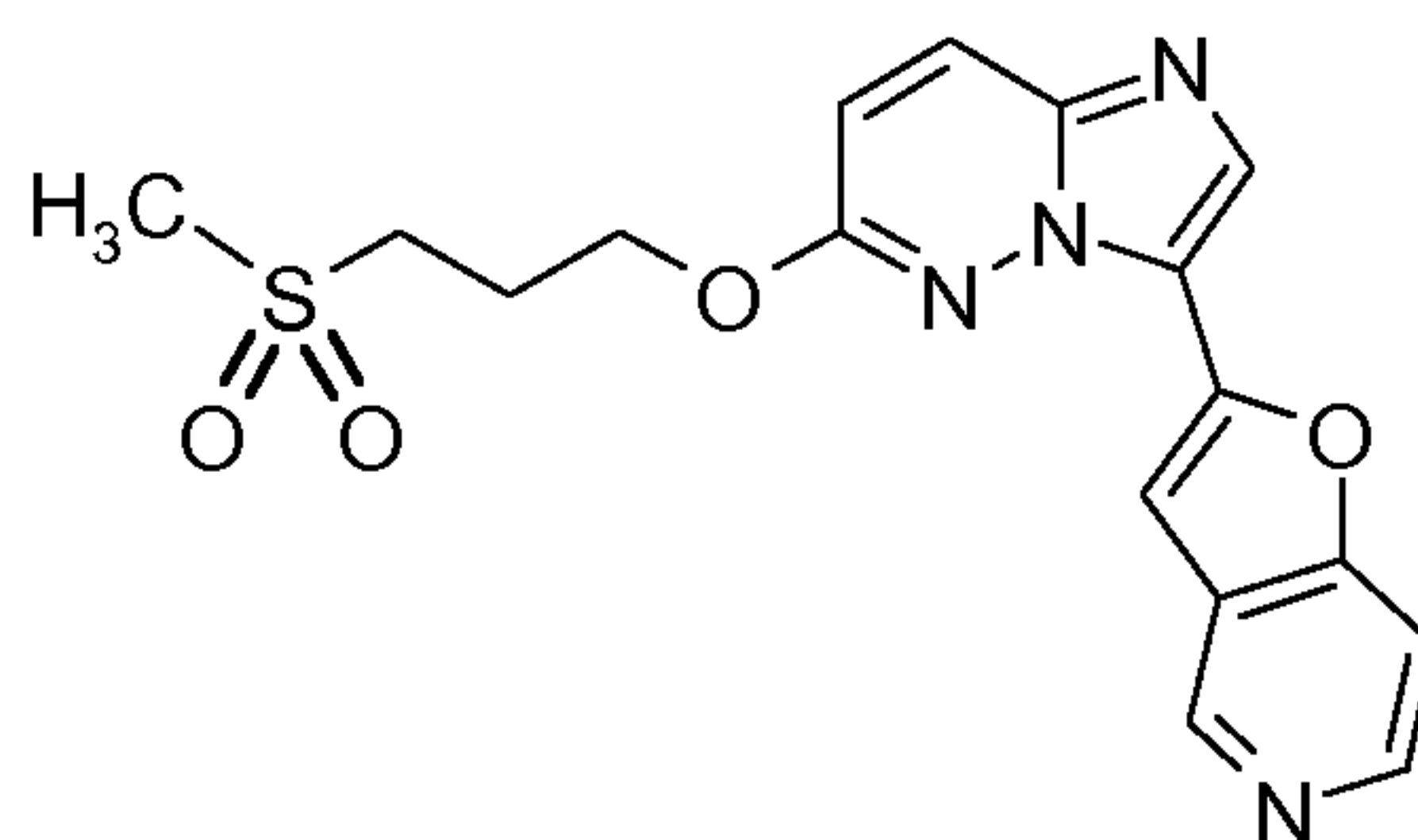
The obtained crude material was purified by HPLC to give 19 mg of the title compound as solid material.

$^1\text{H-NMR}$ (300 MHz, DMSO-d_6), δ [ppm]= 2.29 (2H), 3.01 (3H), 3.32-3.39 (2H), 4.02 (3H), 4.59 (2H), 7.04 (1H), 7.36 (1H), 7.46 (1H), 8.04 (1H), 8.13-8.21 (3H).

5 LCMS (Method 3): $R_t = 0.97$ min; MS (ESIpos) $m/z = 403$ $[\text{M}+\text{H}]^+$.

Example 13

3-(Furo[3,2-c]pyridin-2-yl)-6-[3-(methylsulfonyl)propoxy]imidazo[1,2-b]-pyridazine



10

Step 1: At -78°C , 3.90 mL (6.3 mmol) of a 1.6 M solution of *n*-butyllithium were slowly added to 500 mg (4.2 mmol) furo[3,2-c]pyridine in 35 mL anhydrous tetrahydrofuran. The mixture was stirred for 1 h at -78°C . 6.3 mL (6.3 mmol) tri-*n*-methyltinchloride was added at -78°C and stirring at -78°C was continued for 1 h. The cooling bath was removed and stirring was continued for 16 h.

15

Methanol was carefully added and the solvent evaporated. The obtained mixture was adsorbed on isolute and purified by flash chromatography. The obtained material (995 mg) was used directly in the subsequent step 2.

Step 2: A mixture of 126 mg of the product from step 1, 100 mg (0.3 mmol) of intermediate III.15, 10.5 mg (0.015 mmol) bis(triphenylphosphine)palladium(II) and 5.7 mg (0.03 mmol) copper(I)iodide in 2.4 mL tetrahydrofuran were heated to 95°C in a pressure tube.

20

The reaction mixture was filtered. The filtrate was evaporated. The precipitate was digested with dichloromethane. Insoluble material was filtered off. The filtrate

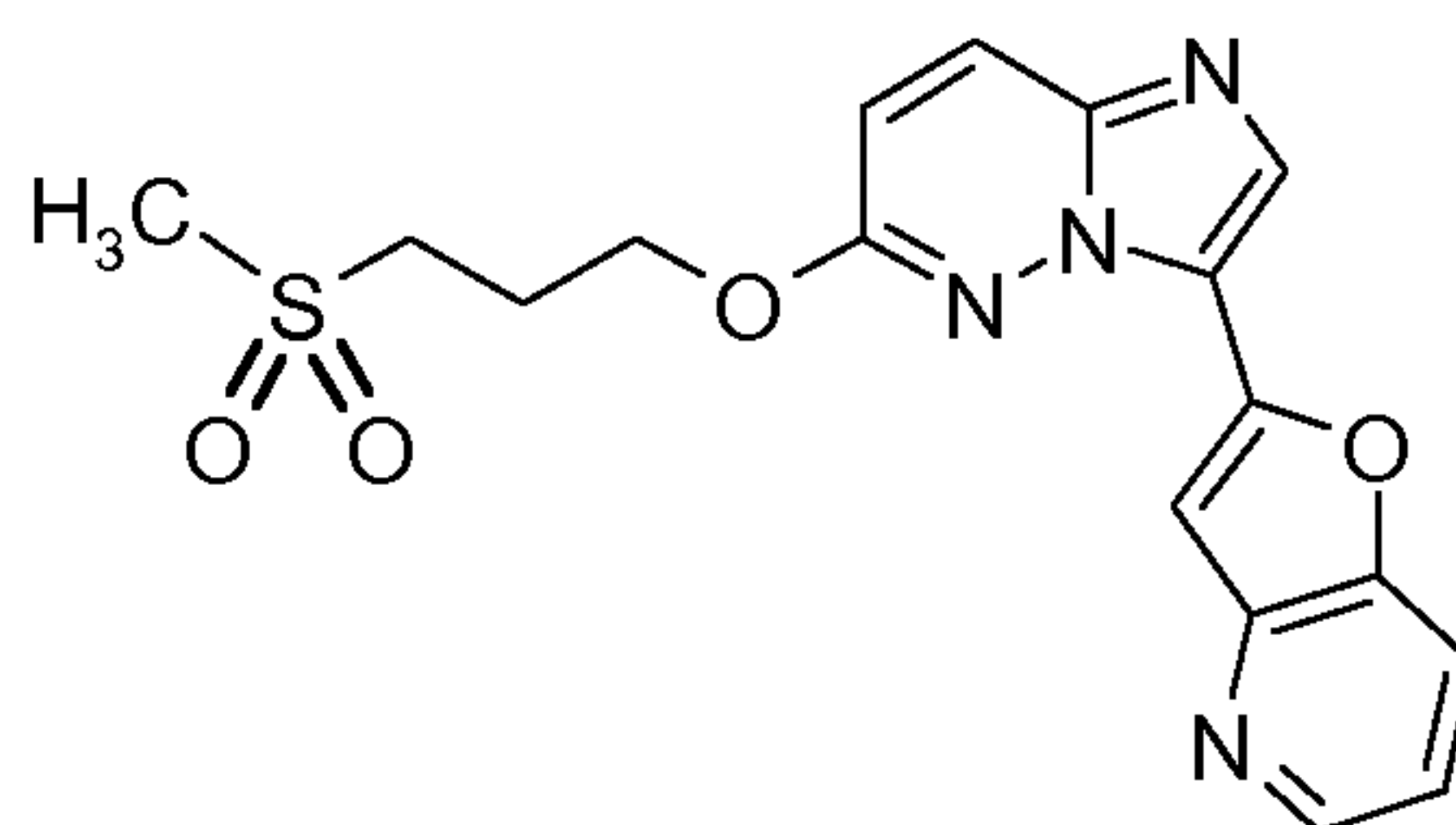
was evaporated and the obtained material was purified by flash chromatography to give 10 mg of the title compound as solid material.

$^1\text{H-NMR}$ (400 MHz, DMSO-d_6), δ [ppm]= 2.27-2.39 (2H), 3.05 (3H), 3.35-3.43 (2H), 4.66 (2H), 7.09 (1H), 7.71-7.76 (2H), 8.19-8.24 (2H), 8.50 (1H), 9.02 (1H).

5 LCMS (Method 3): $R_t = 0.56$ min; MS (ESIpos) $m/z = 373$ $[\text{M}+\text{H}]^+$.

Example III.14

3-(Furo[3,2-*b*]pyridin-2-yl)-6-[3-(methylsulfonyl)propoxy]imidazo[1,2-*b*]-pyridazine



10

3-(Furo[3,2-*b*]pyridin-2-yl)-6-[3-(methylsulfonyl)propoxy]imidazo[1,2-*b*]pyridazine was prepared in analogy to example III.1 starting from 150 mg (0.266 mmol) of intermediate III.6.

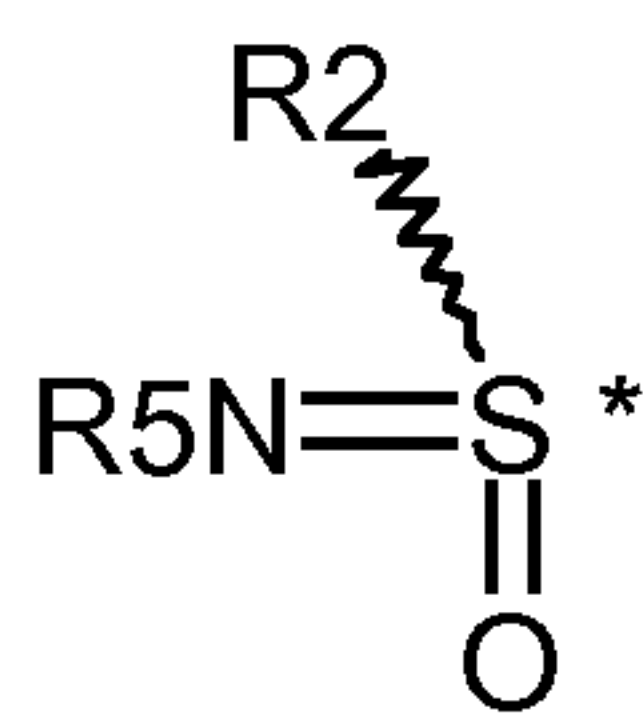
15 The obtained crude material was purified by HPLC to give 4 mg of the title compound as solid material.

$^1\text{H-NMR}$ (300 MHz, DMSO-d_6), δ [ppm]= 2.26-2.38 (2H), 3.04 (3H), 3.35-3.42 (2H), 4.66 (2H), 7.11 (1H), 7.33-7.42 (1H), 7.71 (1H), 8.08 (1H), 8.23 (1H), 8.26-8.32 (1H), 8.53-8.63 (1H)

LCMS (Method 3): $R_t = 0.74$ min; MS (ESIpos) $m/z = 373$ $[\text{M}+\text{H}]^+$.

20

IV. Examples of compounds of general formula (I) in which Q is Q4, which

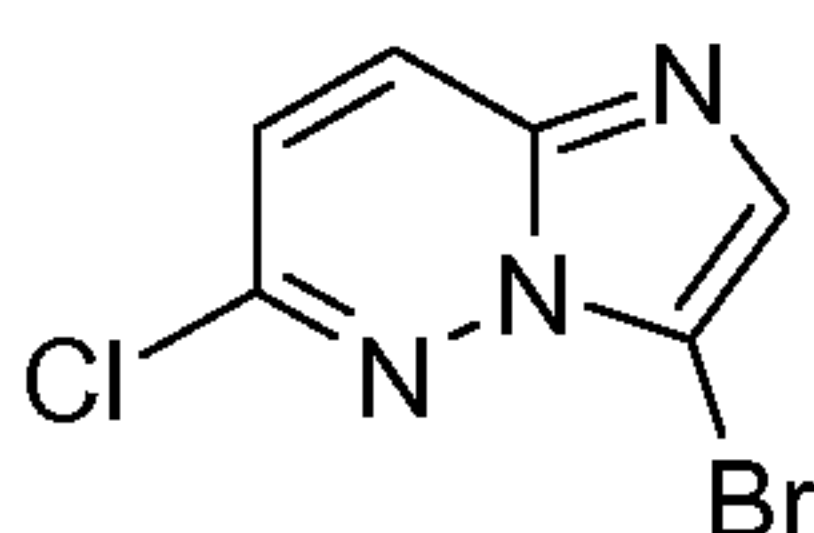


represents a group (“Q4”), wherein * indicates the point of attachment of said groups with the rest of the molecule :

5 Intermediates :

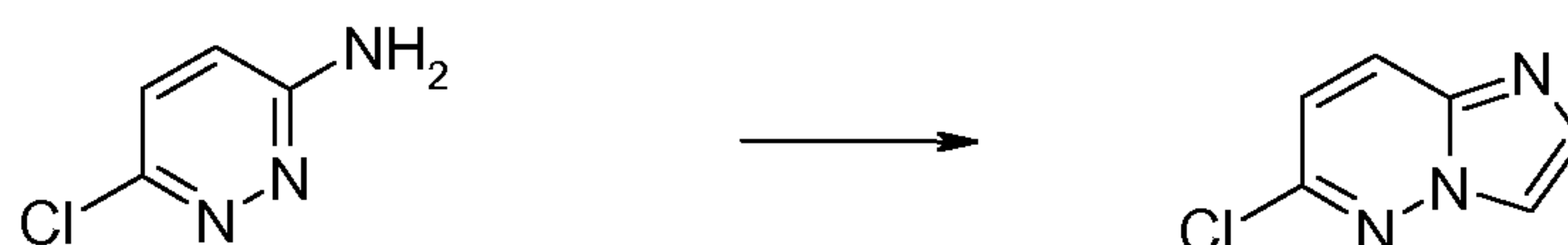
Intermediate IV.1

3-Bromo-6-chloro-imidazo[1,2-*b*]pyridazine



3-Bromo-6-chloro-imidazo[1,2-*b*]pyridazine was synthesised as described for
 10 example in WO 2007/147646 or DE 10 2006 029447, e.g. as follows :

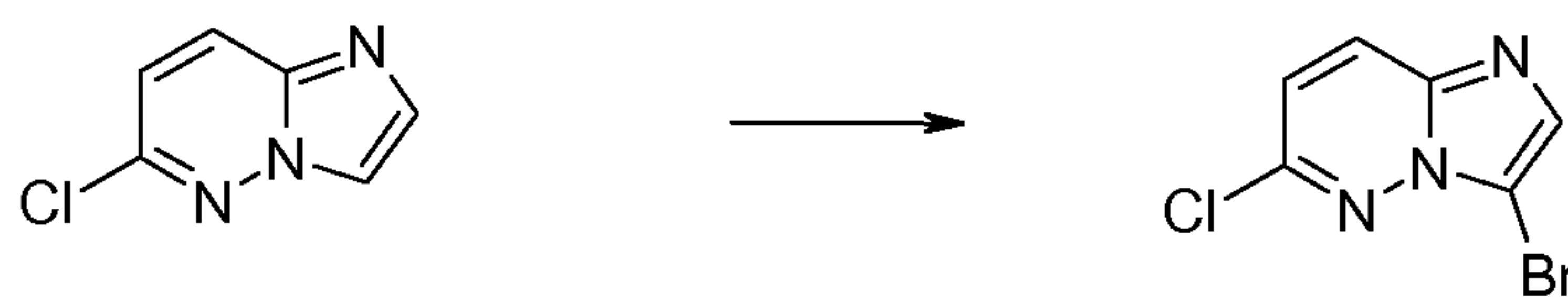
Step 1 : Preparation of 6-Chloroimidazo[1,2-*b*]pyridazine :



5.0 g (38.6 mmol) of 3-amino-6-chloropyridazine were heated together with 4.7 mL
 (40 mmol) of chloroacetaldehyde (55% strength in water) in 15 mL of n-butanol at
 15 120 °C for a period of 5 days. After the reaction was complete, the reaction
 mixture was added to saturated sodium bicarbonate solution and extracted three
 times with ethyl acetate. The combined organic phases were then washed with sat.
 sodium chloride solution and dried over sodium sulfate, and the solvent was
 removed in vacuo. In the final purification by chromatography on silica gel, 4.17 g
 20 (70%) of the desired product were isolated in the form of an amorphous white solid.

¹H-NMR (CDCl₃, stored over molecular sieves): δ [ppm] = 7.06 (d, 1H); 7.79 (d, 1H); 7.92, (d, 1H); 7.96 (d, 1H).

Step 2 : Preparation of 3-Bromo-6-chloroimidazo[1,2-*b*]pyridazine

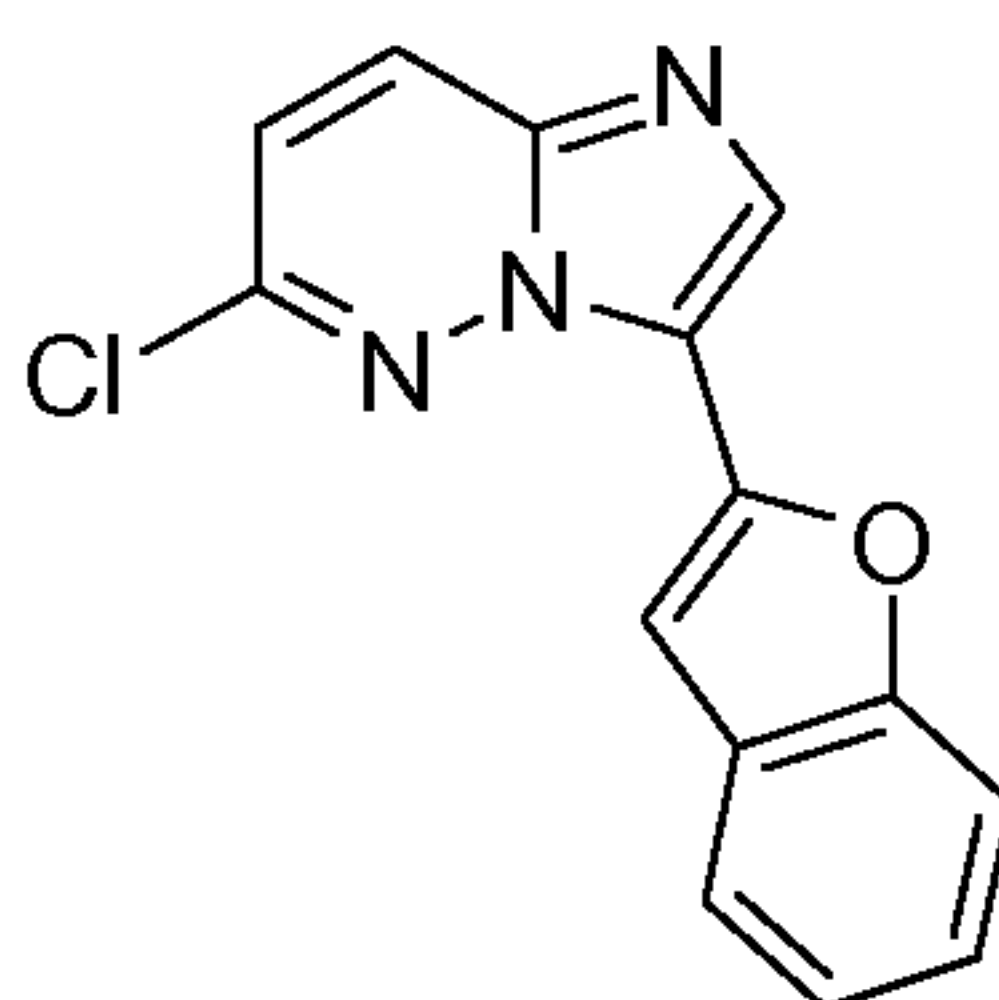


5 478 mg (3.11 mmol) of 6-chloroimidazo[1,2-*b*]pyridazine were introduced into 10 mL of chloroform under argon and, while cooling in ice, 664 mg (3.73 mmol) of *N*-bromosuccinimide were added. After the addition was complete, the reaction mixture was stirred at room temperature overnight. The reaction mixture was then mixed with water and ethyl acetate and, after addition of saturated sodium
10 bicarbonate solution, the phases were separated. The aqueous phase was extracted three more times with ethyl acetate. The combined organic phases were then washed with sat. sodium chloride solution and dried over sodium sulfate. In the final removal of the solvent in vacuo, the desired product was isolated in
15 quantitative yield in the form of an amorphous white solid which was employed without further chromatographic purification in subsequent reactions.

¹H-NMR (CDCl₃, stored over molecular sieves): δ [ppm] = 7.12 (d, 1H); 7.79 (s, 1H); 7.90, (d, 1H).

Intermediate IV.2

20 3-(1-Benzofur-2-yl)-6-chloroimidazo[1,2-*b*]pyridazine



13.9 g (59.8 mmol) 3-bromo-6-chloro-imidazo[1,2-*b*]pyridazine were suspended in 508 mL 1,4-dioxane. 10.1 g (62.8 mmol) 2-benzofuranylboronic acid, 2.76 g (2.29

mmol) tetrakis(triphenylphosphino)palladium-(0) and 19.0 g (179 mmol) sodium carbonate were added. The obtained mixture was heated to 100°C for 24 h.

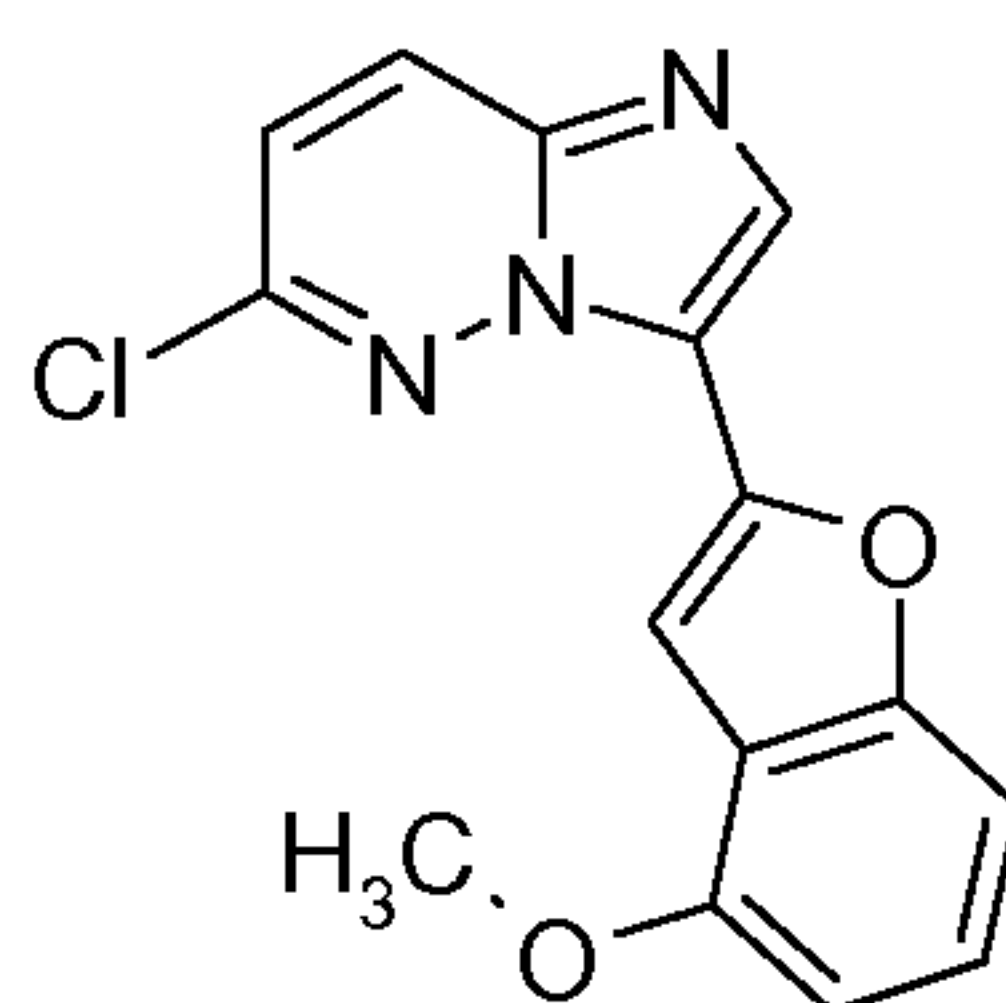
400 mL of a saturated aqueous ammonium chloride solution were added. The obtained mixture was extracted with ethyl acetate. The combined organic layers
5 were washed with brine and dried over magnesium sulfate. After evaporation of the solvent, the obtained solid material was digested in 40 mL of a mixture of dichloromethane and methanol (8:2), filtered off and dried in vacuo to yield 5.42 g (44%) of the title compound as solid material.

¹H-NMR (300 MHz, DMSO-d₆): δ [ppm]= 7.23 - 7.40 (m, 2H), 7.51 (d, 1H), 7.59 - 7.67
10 (m, 2H), 7.77 (d, 1H), 8.33 - 8.40 (m, 2H).

LCMS (Method 1): R_t = 1.35 min; MS (ESIpos) m/z = 270 [M+H]⁺.

Intermediate IV.3

6-Chloro-3-(4-methoxy-1-benzofuran-2-yl)imidazo[1,2-b]pyridazine

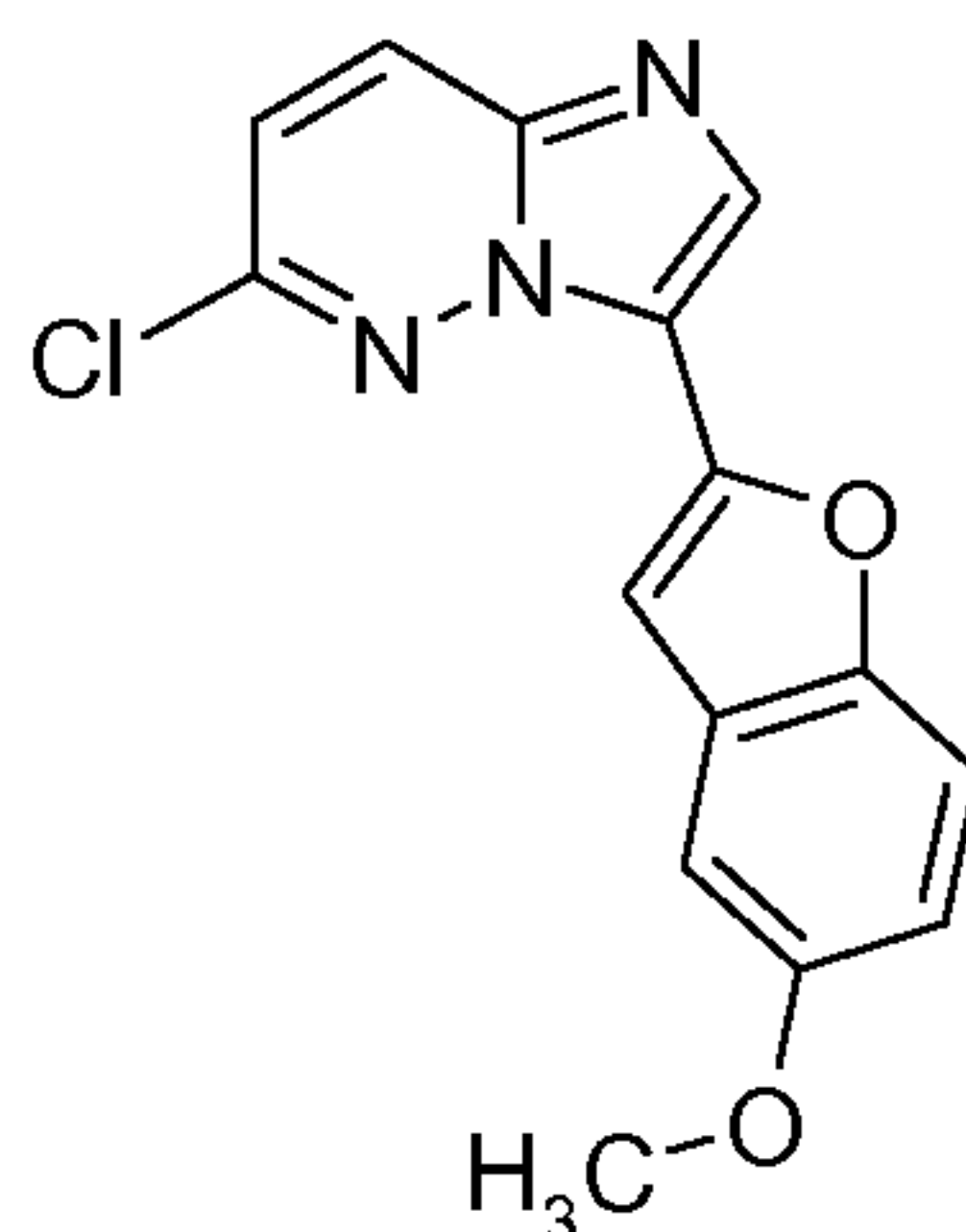


15

6-Chloro-3-(4-methoxy-1-benzofuran-2-yl)imidazo[1,2-b]pyridazine was prepared in analogy to intermediate IV.2 starting from 1.68 g (7.22 mmol) of intermediate IV.1 to yield 43% of a solid material.

¹H-NMR (300 MHz, DMSO-d₆), δ [ppm]= 3.96 (3H), 6.85-6.91 (1H), 7.25-7.38 (2H),
20 7.52-7.59 (2H), 8.37-8.43 (2H).

LCMS (Method 1): R_t = 1.31 min; MS (ESIpos) m/z = 300 [M+H]⁺.

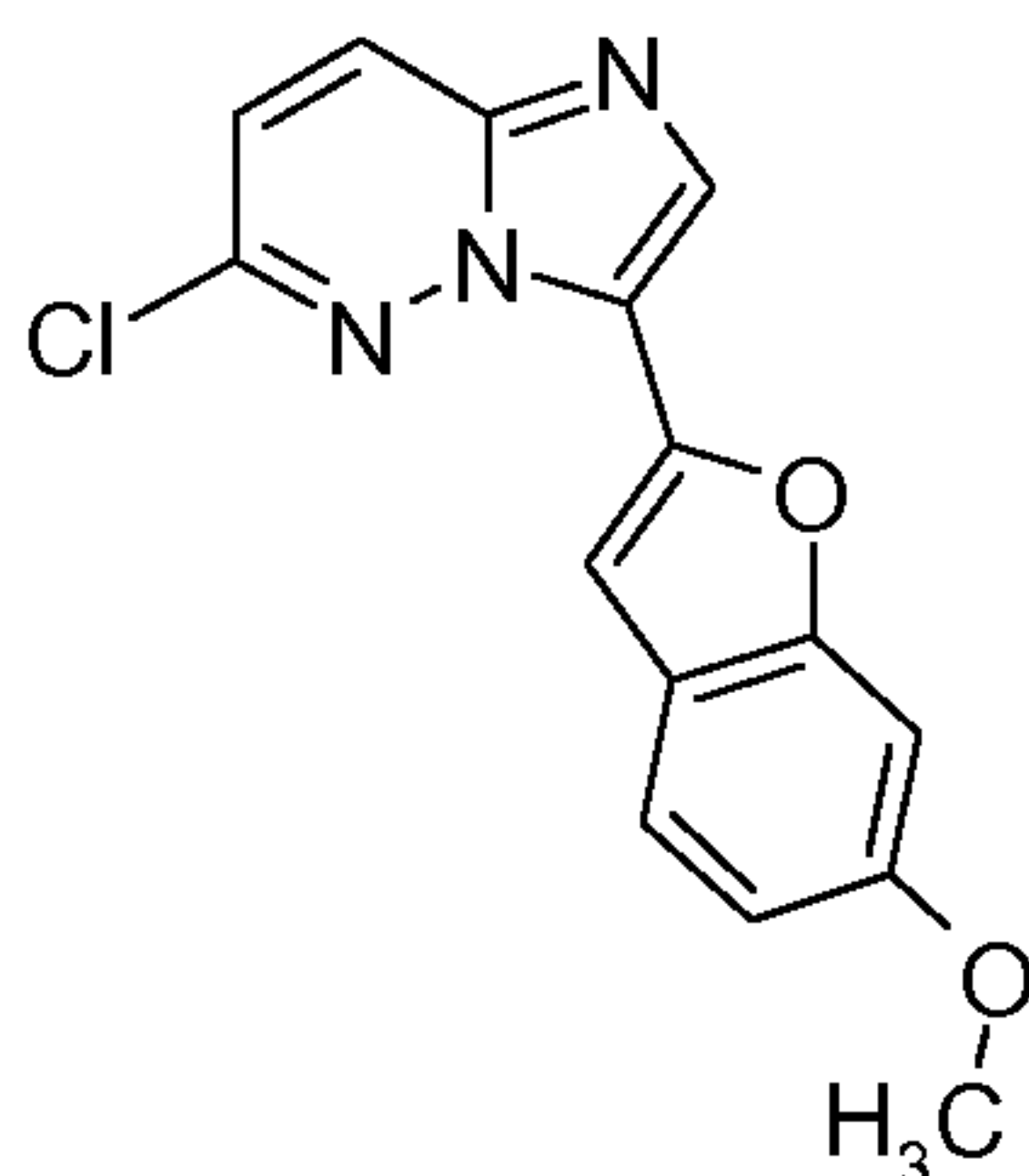
Intermediate IV.4**6-Chloro-3-(5-methoxy-1-benzofuran-2-yl)imidazo[1,2-*b*]pyridazine**

6-Chloro-3-(5-methoxy-1-benzofuran-2-yl)imidazo[1,2-*b*]pyridazine was prepared in analogy to intermediate IV.2 starting from 1.74 g (7.5 mmol) of intermediate IV.1 to yield 45% of a solid material.

¹H-NMR (300 MHz, DMSO-*d*₆), δ [ppm]= 3.81 (3H), 6.91-6.99 (1H), 7.33 (1H), 7.50-7.60 (3H), 8.35-8.42 (2H).

LCMS (Method 1): R_t = 1.29 min; MS (ESIpos) m/z = 300 [M+H]⁺.

10

Intermediate IV.5**6-Chloro-3-(6-methoxy-1-benzofuran-2-yl)imidazo[1,2-*b*]pyridazine**

6-Chloro-3-(6-methoxy-1-benzofuran-2-yl)imidazo[1,2-*b*]pyridazine was prepared in analogy to intermediate IV.2 starting from 1.68 g (7.2 mmol) of intermediate IV.1 to yield 53% of a solid material.

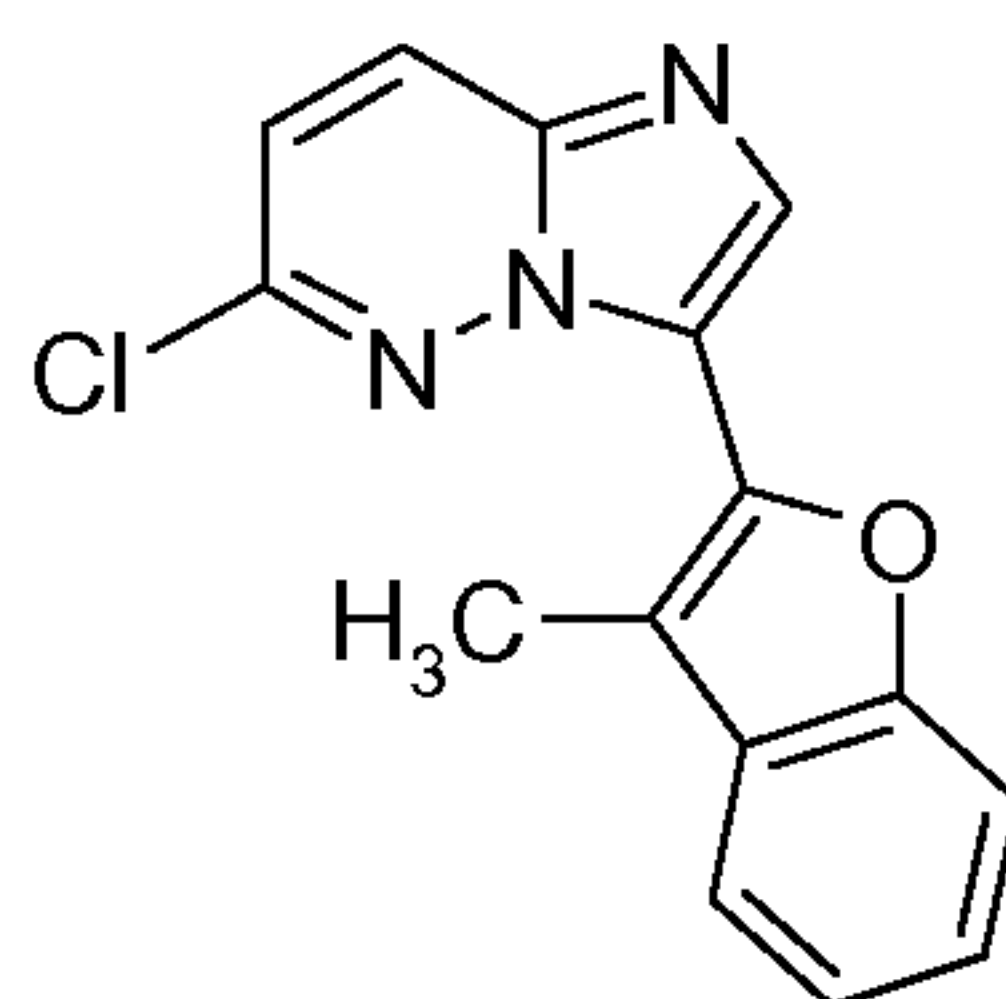
15

$^1\text{H-NMR}$ (300 MHz, DMSO-d_6), δ [ppm]= 3.84 (3H), 6.95 (1H), 7.29 (1H), 7.51 (1H), 7.55 (1H), 7.66 (1H), 8.31 (1H), 8.38 (1H).

LCMS (Method 1): $R_t = 1.30$ min; MS (ESIpos) $m/z = 300$ $[\text{M}+\text{H}]^+$.

5 Intermediate IV.6

6-Chloro-3-(3-methyl-1-benzofuran-2-yl)imidazo[1,2-*b*]pyridazine



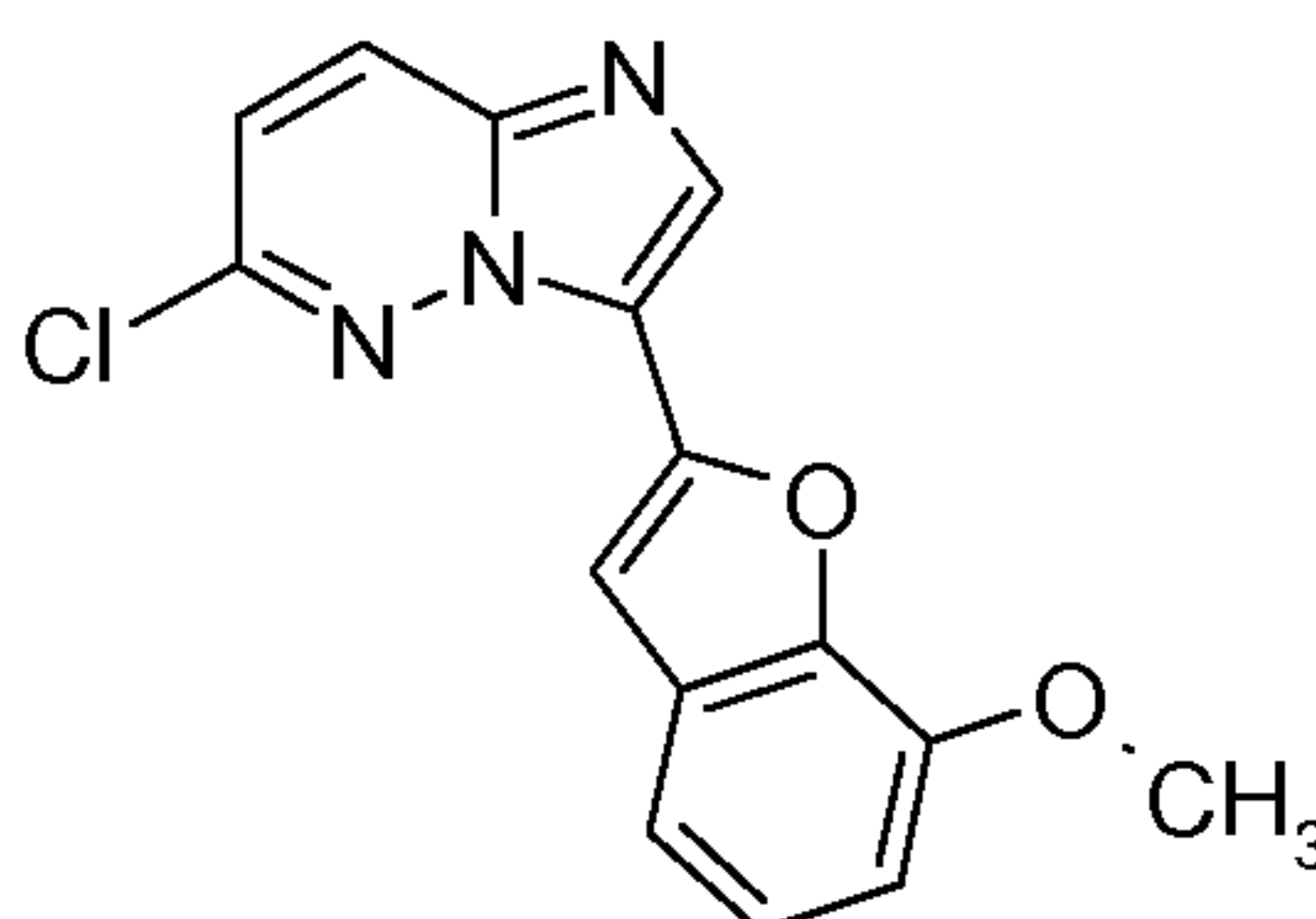
6-Chloro-3-(3-methyl-1-benzofuran-2-yl)imidazo[1,2-*b*]pyridazine was prepared in analogy to intermediate IV.2 starting from 174 mg (0.75 mmol) of intermediate IV.1 to yield 24% of a solid material.

$^1\text{H-NMR}$ (300 MHz, DMSO-d_6), δ [ppm]= 3.84 (3H), 6.95 (1H), 7.29 (1H), 7.51 (1H), 7.55 (1H), 7.66 (1H), 8.31 (1H), 8.38 (1H).

LCMS (Method 1): $R_t = 1.30$ min; MS (ESIpos) $m/z = 300$ $[\text{M}+\text{H}]^+$.

15 Intermediate IV.7

6-Chloro-3-(7-methoxy-1-benzofuran-2-yl)imidazo[1,2-*b*]pyridazine



A mixture of 500 mg (3.38 mmol) 7-methoxy-1-benzofuran in anhydrous tetrahydrofuran (30 mL) was cooled to -78 °C. 3.2 mL (5 mmol) of a 1.6 M solution of n-butyllithium in hexane was added and the resulting mixture stirred for 1h at -78 °C. 1.37 mL (5 mmol) of tributyltin chloride was added. The reaction was stirred
5 at room temperature overnight.

Methanol was carefully added and the solvent evaporated. The obtained residue was purified by flash chromatography to yield 1.3 g of crude product of the corresponding 2-stannylbenzofuran, which was used without further purification.

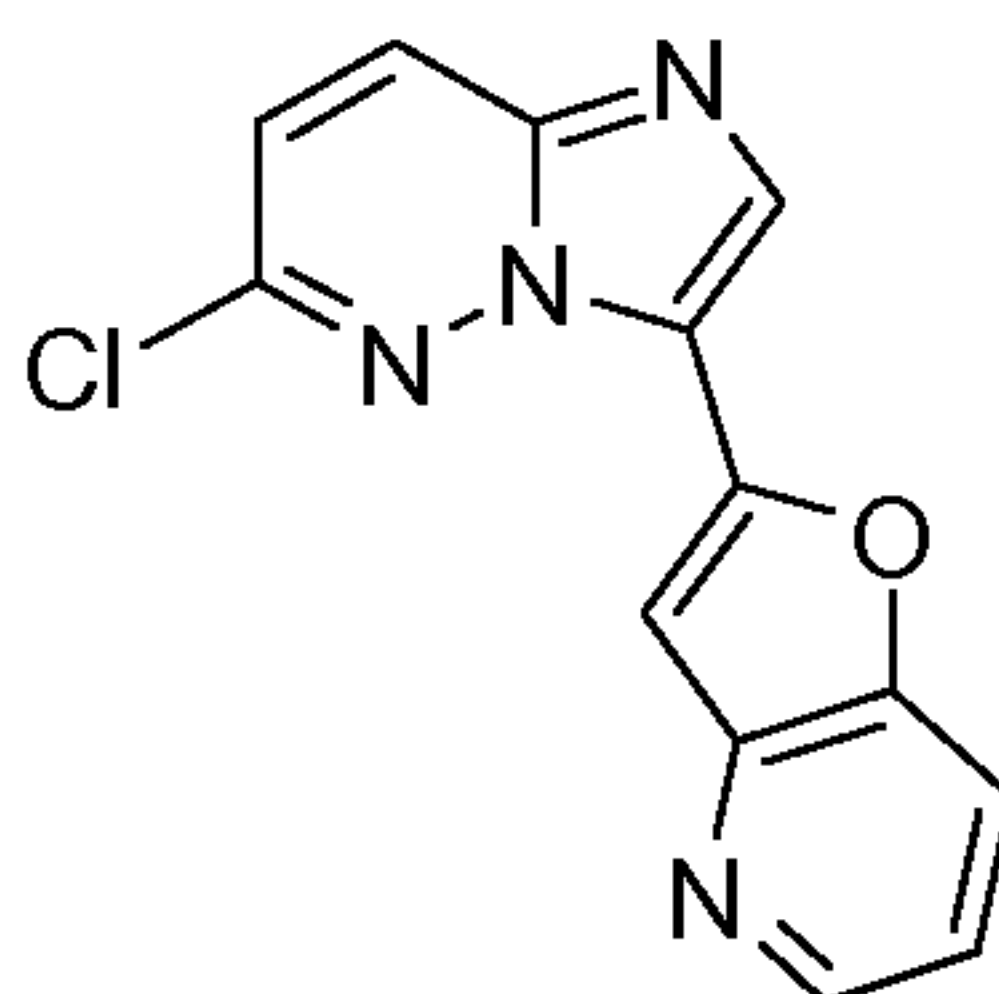
In an inert atmosphere, 506 mg (2.2 mmol) of intermediate IV.1, 1 g (2.3 mmol) of the crude 2-stannylbenzofuran, 41 mg (0.22 mmol) copper (I) iodide and 76 mg (0.11 mmol) bis(triphenylphosphine) palladium(II)chloride in 18 mL of tetrahydrofuran was stirred overnight at 85 °C in a sealed pressure tube. The solvent was evaporated, the obtained solid was digested in methanol and filtered off. The solid remainder was subjected to flash chromatography to yield 282 mg
10 (39%) of the title compound as solid material.

¹H-NMR (400 MHz, DMSO-d₆), δ [ppm]= 3.99 (3H), 7.02 (1H), 7.23 (1H), 7.35 (1H), 7.55 (1H), 7.62 (1H), 8.37-8.43 (6H).

LCMS (Method 1): R_t = 1.29 min; MS (ESIpos) m/z = 300 [M+H]⁺.

20 Intermediate IV.8

6-Chloro-3-(furo[3,2-b]pyridin-2-yl)imidazo[1,2-b]pyridazine

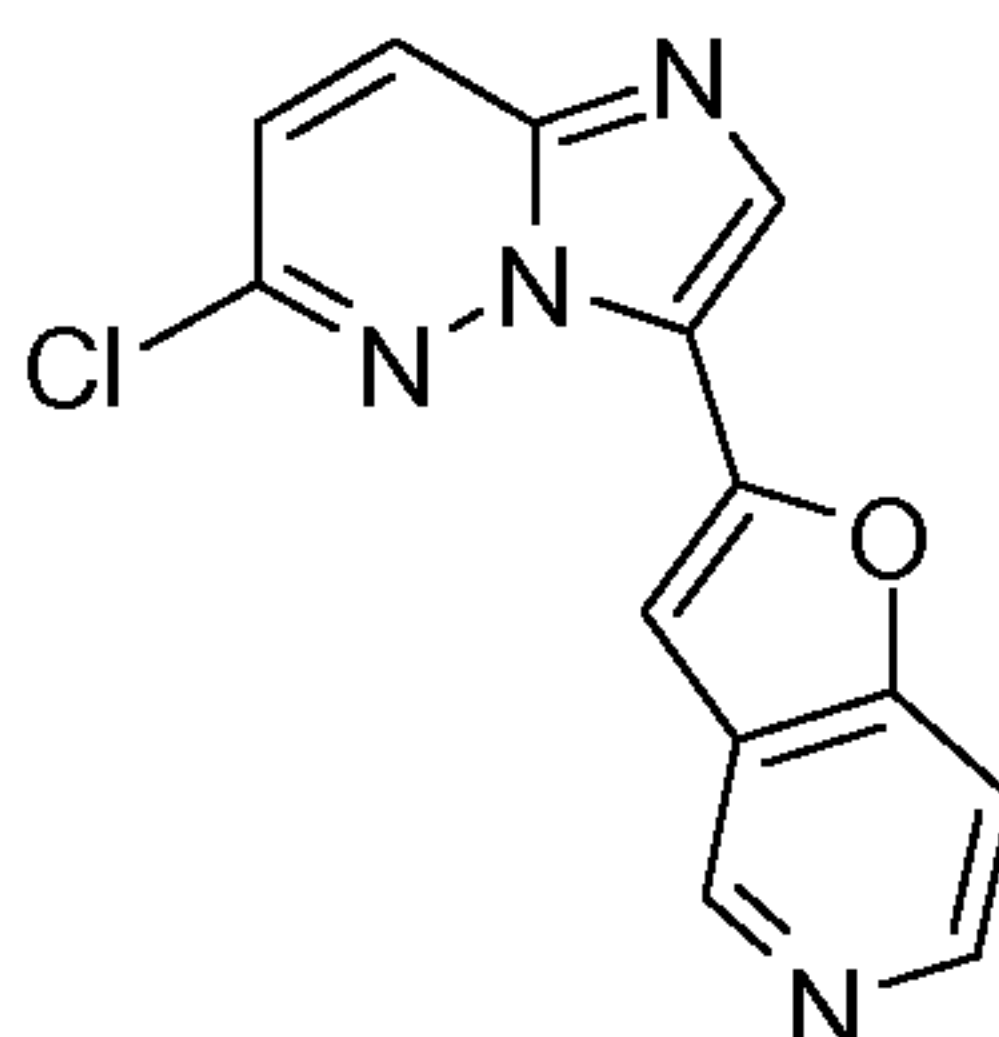


6-Chloro-3-(furo[3,2-b]pyridin-2-yl)imidazo[1,2-b]pyridazine was prepared in analogy to intermediate IV.7 starting from 1.14 g (4.92 mmol) of intermediate IV.1
25 to yield 51% of a solid material.

LCMS (Method 2): $R_t = 0.85$ min; MS (ESIpos) $m/z = 271$ $[M+H]^+$.

Intermediate IV.9

6-Chloro-3-(furo[3,2-c]pyridin-2-yl)imidazo[1,2-b]pyridazine



5

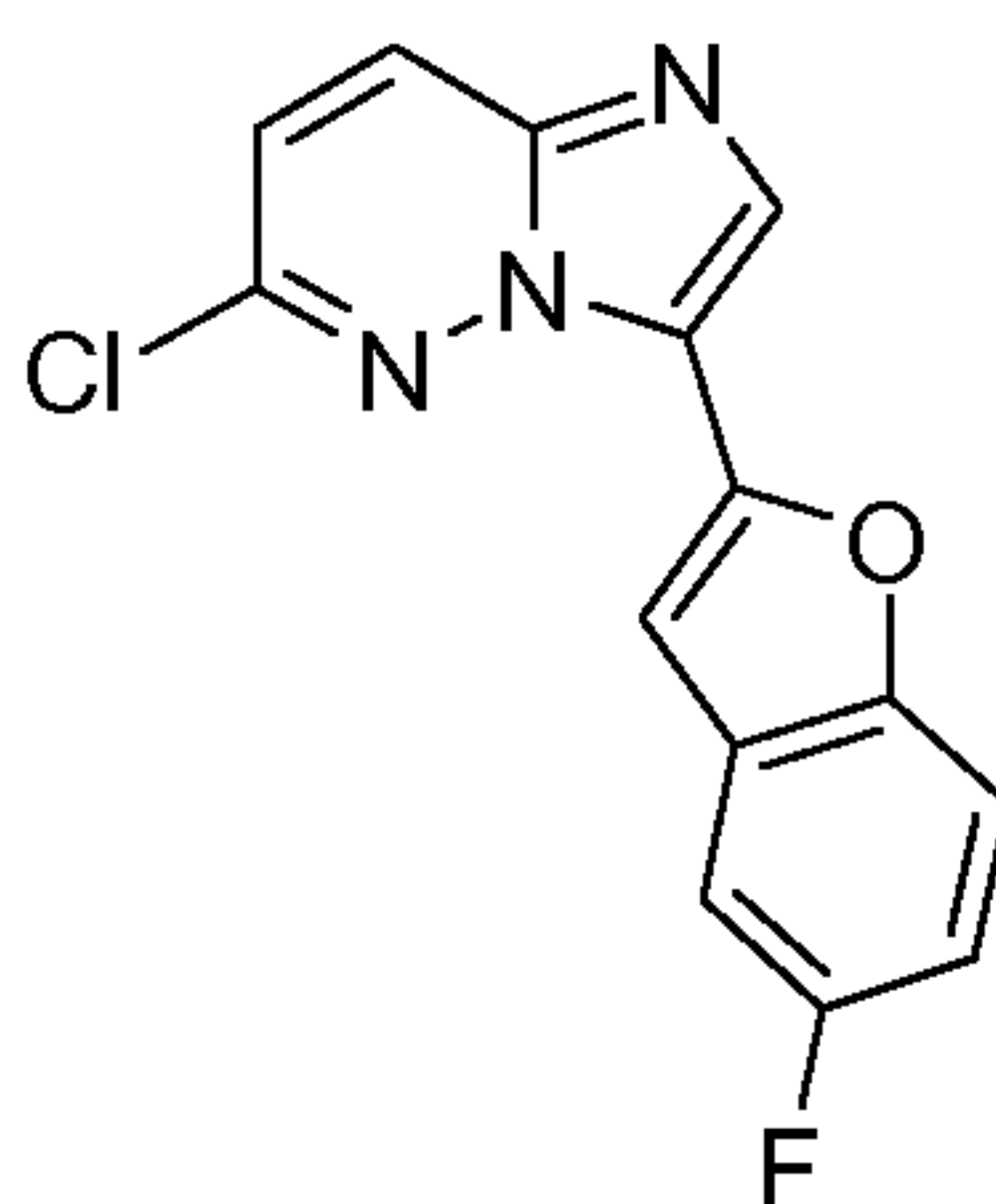
6-Chloro-3-(furo[3,2-c]pyridin-2-yl)imidazo[1,2-b]pyridazine was prepared in analogy to intermediate IV.7 starting from 314 mg (1.35 mmol) of intermediate IV.1 to yield 62% of a solid material.

LCMS (Method 2): $R_t = 0.60$ min; MS (ESIpos) $m/z = 271$ $[M+H]^+$.

10

Intermediate IV.10

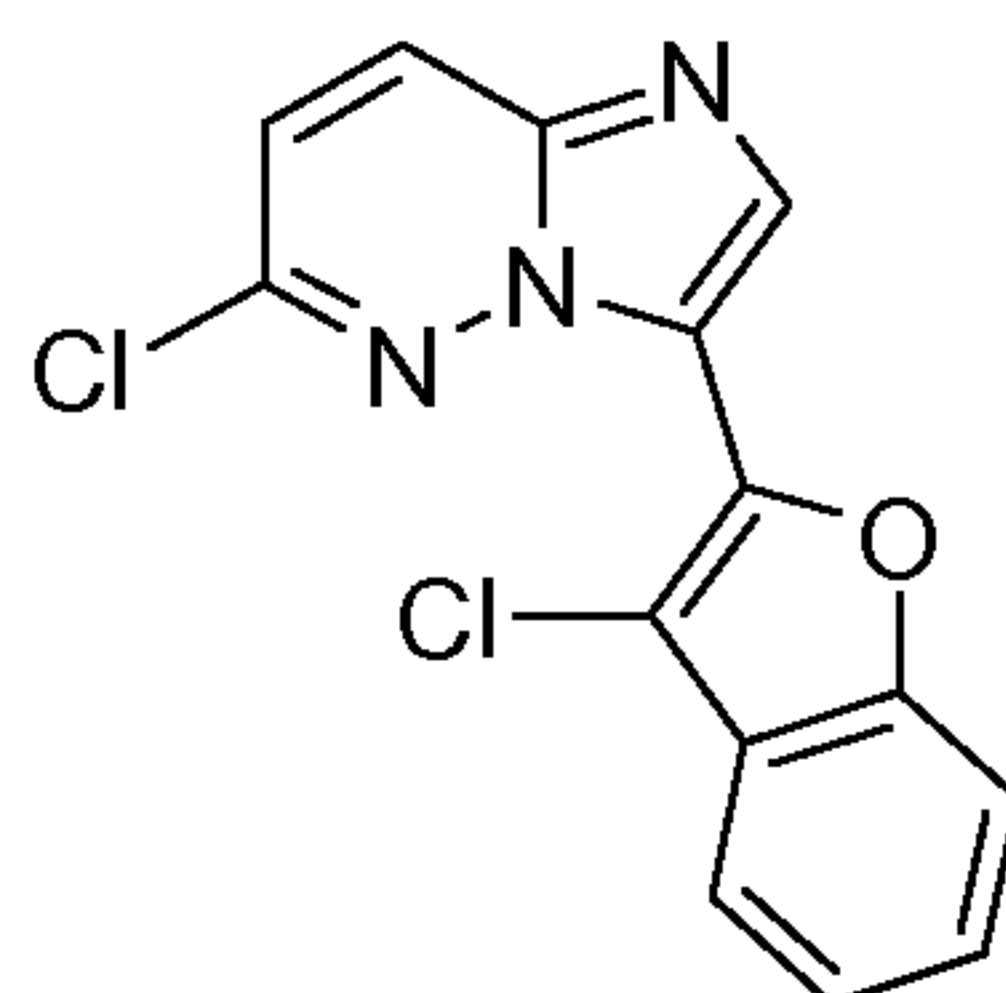
6-Chloro-3-(5-fluoro-1-benzofuran-2-yl)imidazo[1,2-b]pyridazine



6-Chloro-3-(5-fluoro-1-benzofuran-2-yl)imidazo[1,2-b]pyridazine was prepared in analogy to intermediate IV.7 starting from 513 mg (2.21 mmol) of intermediate IV.1 to yield a solid material.

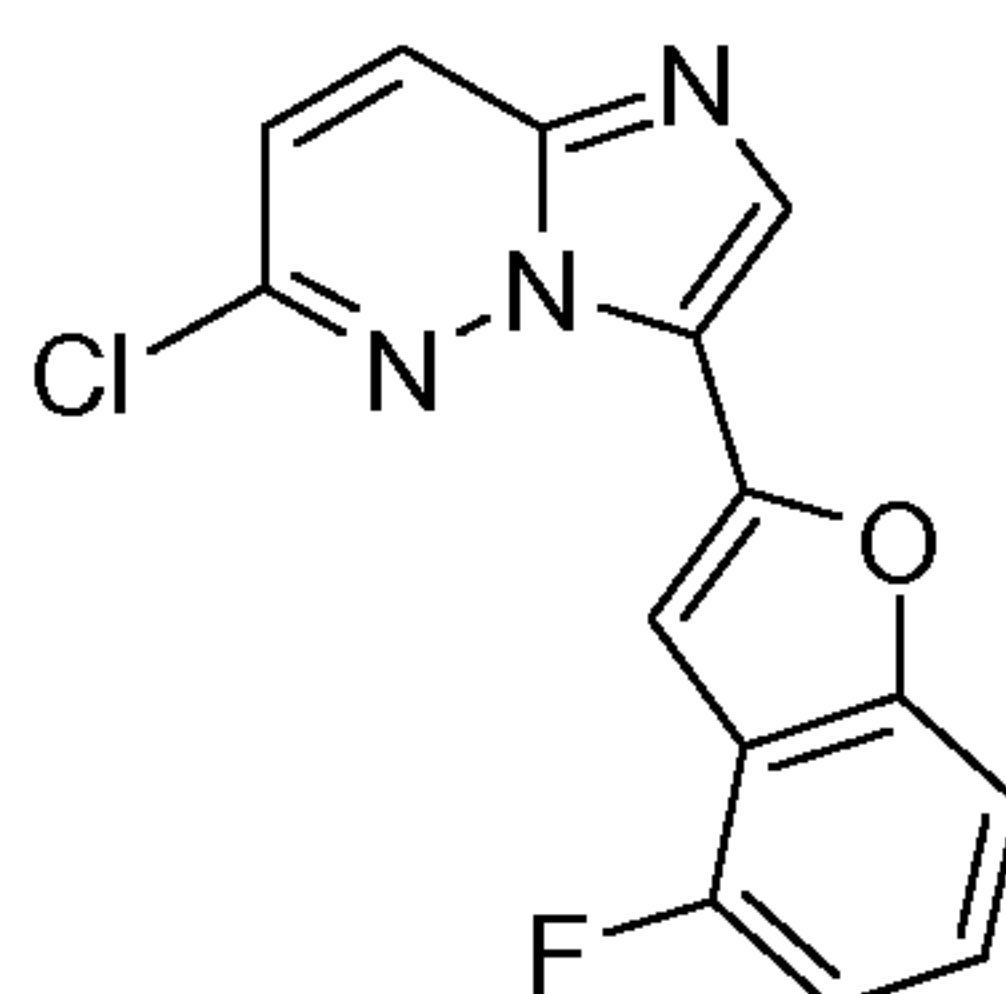
15

LCMS (Method 2): $R_t = 1.34$ min; MS (ESIpos) $m/z = 288$ $[M+H]^+$.

Intermediate IV.11**6-Chloro-3-(3-chloro-1-benzofuran-2-yl)imidazo[1,2-*b*]pyridazine**

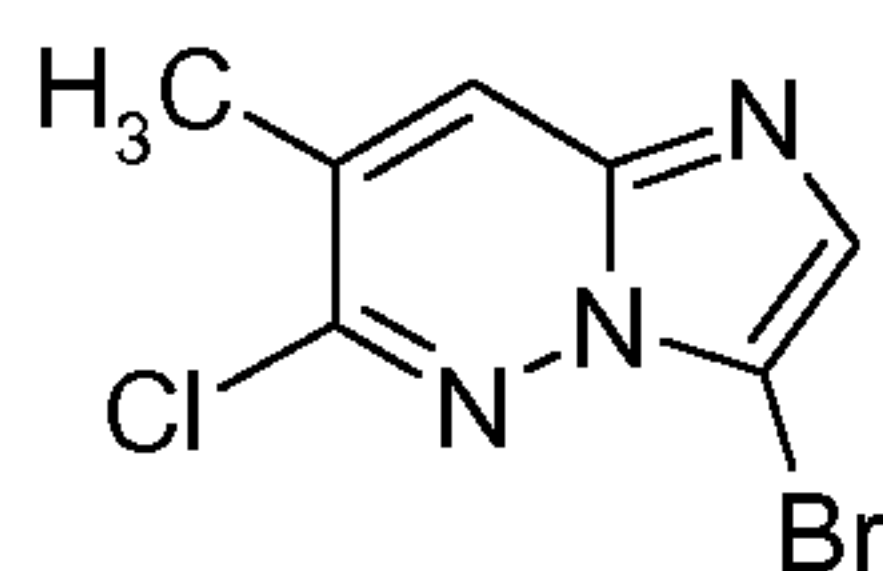
6-Chloro-3-(3-chloro-1-benzofuran-2-yl)imidazo[1,2-*b*]pyridazine was prepared in analogy to intermediate IV.7 starting from 219 mg (0.94 mmol) of intermediate IV.1 to yield 62% of a solid material.

LCMS (Method 2): $R_t = 1.38$ min; MS (ESIpos) $m/z = 304$ $[M+H]^+$.

Intermediate IV.12**10 6-Chloro-3-(4-fluoro-1-benzofuran-2-yl)imidazo[1,2-*b*]pyridazine**

6-Chloro-3-(4-fluoro-1-benzofuran-2-yl)imidazo[1,2-*b*]pyridazine was prepared in analogy to intermediate IV.7 starting from 921 mg (3.96 mmol) of intermediate IV.1 to yield 929 mg of a solid material which was used as crude product.

15 LCMS (Method 3): $R_t = 1.42$ min; MS (ESIpos) $m/z = 288$ $[M+H]^+$.

Intermediate IV.13**3-Bromo-6-chloro-7-methylimidazo[1,2-*b*]pyridazine**

Step 1: To a suspension of 10 g (61.4 mmol) 3,6-dichloro-4-methylpyridazine in 33 mL ethanol were added 33 mL (6750 mmol) of an aqueous ammonia solution (26% v/v). The mixture was heated in an autoclave (Berghof RHS175) to 120°C/20 bar overnight. After cooling to room temperature, the solvent was evaporated to give 12 g of a crude material which was used directly in step 2.

Step 2: The crude material from step 1 was suspended in *n*-butanol. 10 mL (87 mmol) of a 55% aqueous solution of chloroacetaldehyde was added. The mixture was heated to reflux for 12 h. After cooling to room temperature, the precipitate formed was filtered off and dried in vacuo to give 7.2 g of the undesired regioisomer 6-chloro-8-methylimidazo[1,2-*b*]pyridazine contaminated with approx. 25% of the desired regioisomer 6-chloro-7-methylimidazo[1,2-*b*]pyridazine.

9.8 g of the desired regioisomer 6-chloro-7-methylimidazo[1,2-*b*]pyridazine were isolated from the mother liquor after evaporation of the solvent with a purity of 88%, along with the other regioisomer as main contaminant. This material was used without further purification in step 3.

Step 3: The material from step 3 containing the desired regioisomer as main product was dissolved in 60 mL of acetic acid. 3.5 mL (68.7 mmol) bromine were slowly added dropwise. The resulting suspension was stirred for 1.5 h at room temperature. The precipitate was filtered off and washed with acetic acid and methyl-*tert*-butyl ether. 6.81 g of a solid material were obtained.

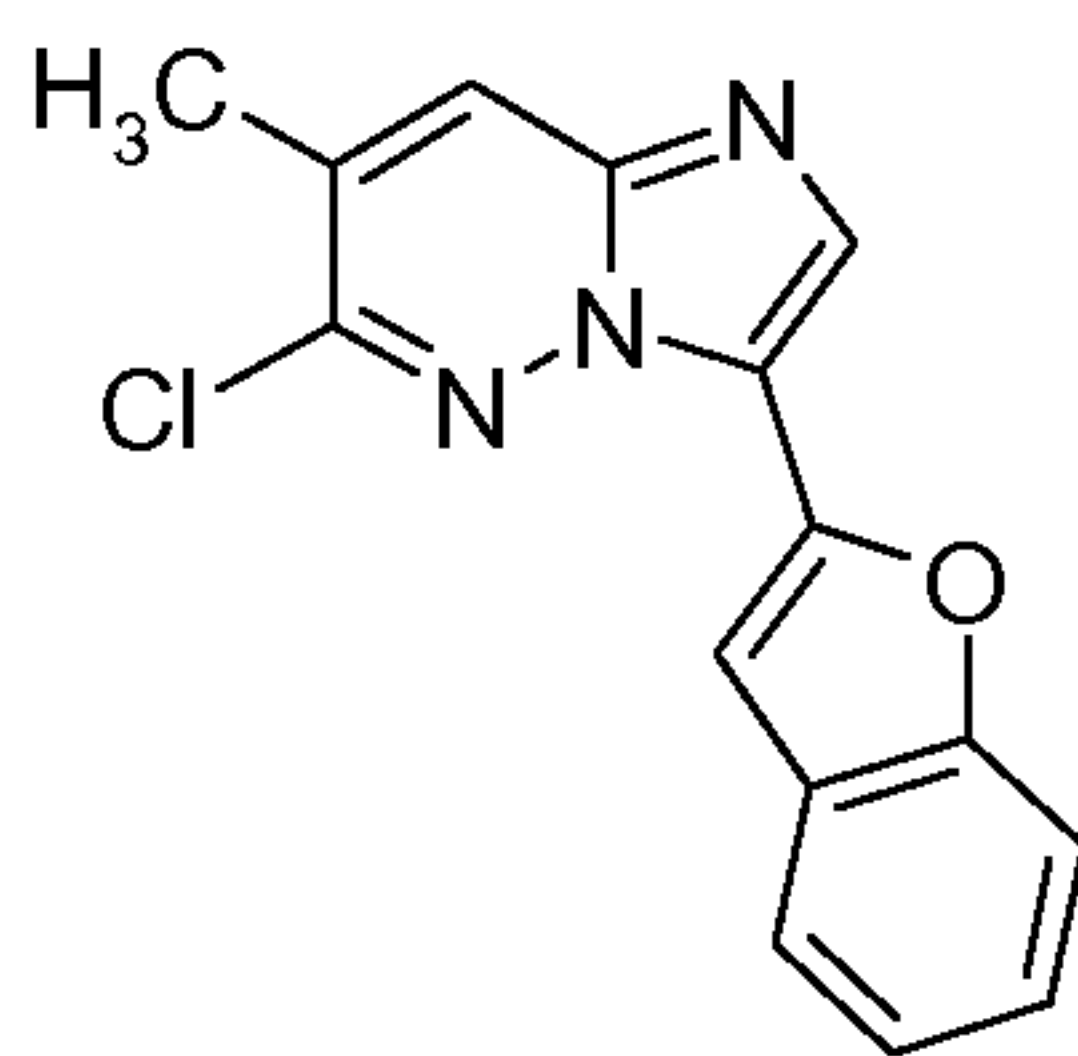
0.5 g of this material were purified by preparative HPLC to give 90 mg of the title compound (8.4% yield over 3 steps; calculated based on crude material available from step 3 assuming a similar yield from the final HPLC purification for the whole crude product) as solid material.

$^1\text{H-NMR}$ (300 MHz, DMSO-d_6), δ [ppm]= 2.42 (3H), 7.89 (1H), 8.21 (1H).

LCMS (Method 2): $R_t = 1.00$ min; MS (ESIpos) $m/z = 247$ $[\text{M}+\text{H}]^+$.

Intermediate IV.14

5 3-(1-Benzofuran-2-yl)-6-chloro-7-methylimidazo[1,2-*b*]pyridazine

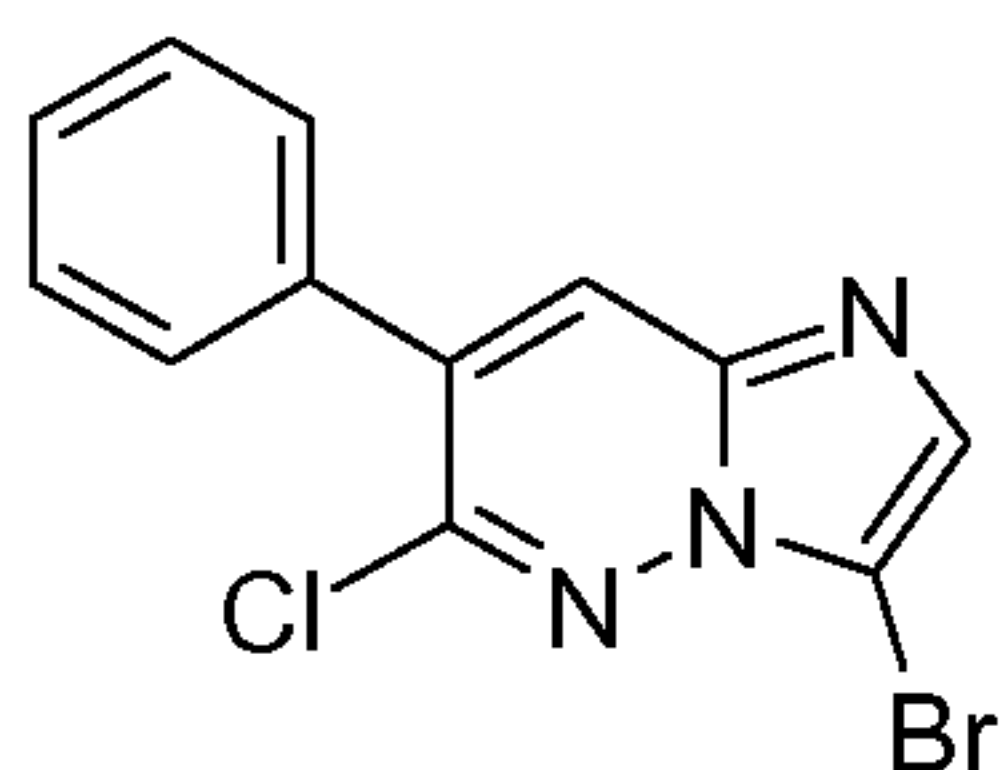


3-(1-Benzofuran-2-yl)-6-chloro-7-methylimidazo[1,2-*b*]pyridazine was prepared in analogy to intermediate IV.2 starting from 400 mg (0.81 mmol) of intermediate IV.13 to yield 460 mg of a solid material which was used without further purification.

LCMS (Method 2): $R_t = 1.41$ min; MS (ESIpos) $m/z = 284$ $[\text{M}+\text{H}]^+$.

Intermediate IV.15

3-Bromo-6-chloro-7-phenylimidazo[1,2-*b*]pyridazine



15

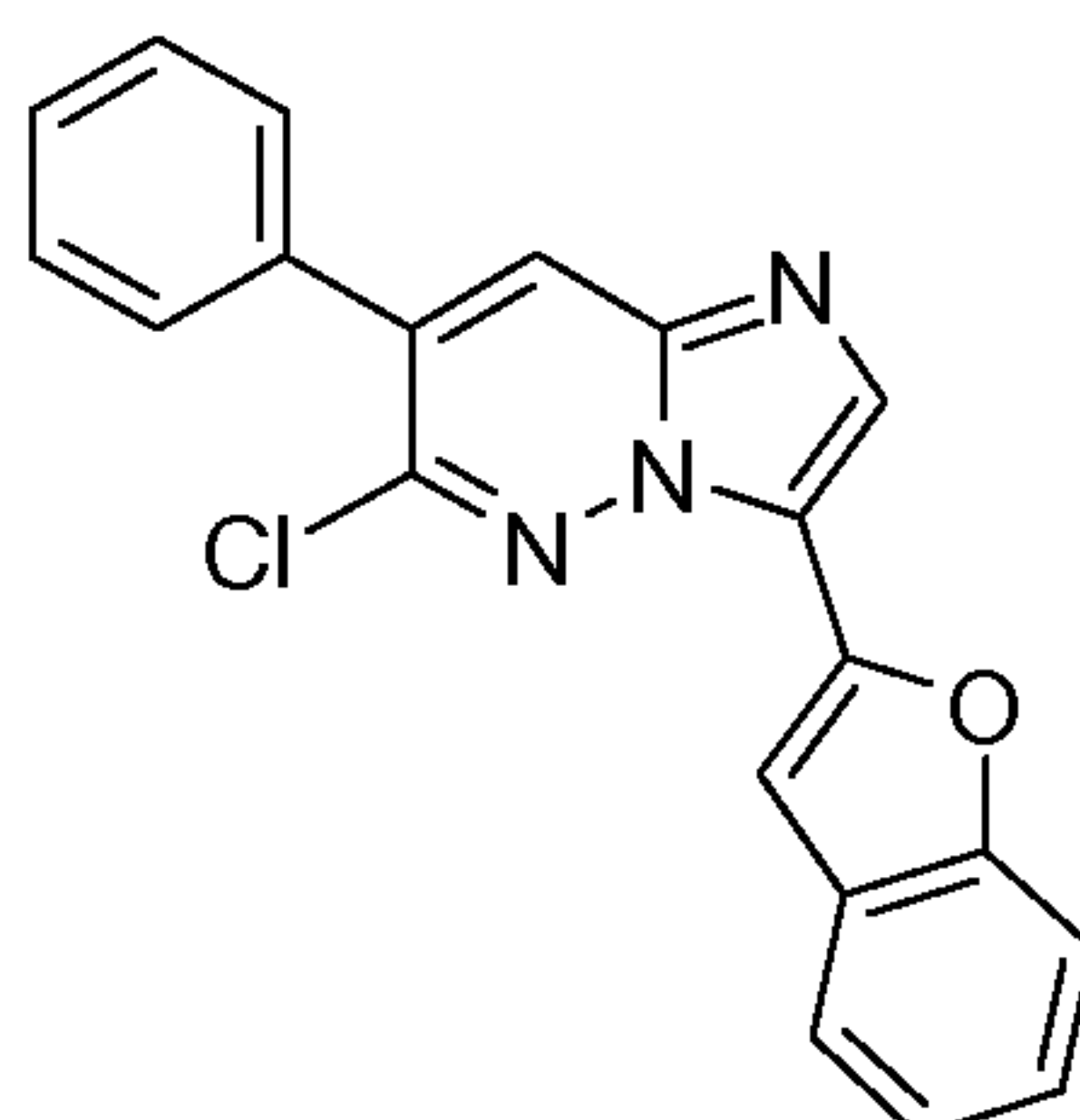
Starting from 6-chloro-5-phenylpyridazin-3-amine (WO2007/038314), the title compound was prepared in analogy to intermediate IV.13 using chloroacetaldehyde diethylacetale instead of chloroacetaldehyde (step 2).

$^1\text{H-NMR}$ (300 MHz, DMSO-d_6), δ [ppm]= 7.48-7.61 (5H), 8.04 (1H), 8.30 (1H).

LCMS (Method 2): $R_t = 1.24$ min; MS (ESIpos) $m/z = 308$ $[M+H]^+$.

Intermediate IV.16

3-(1-Benzofuran-2-yl)-6-chloro-7-phenylimidazo[1,2-*b*]pyridazine



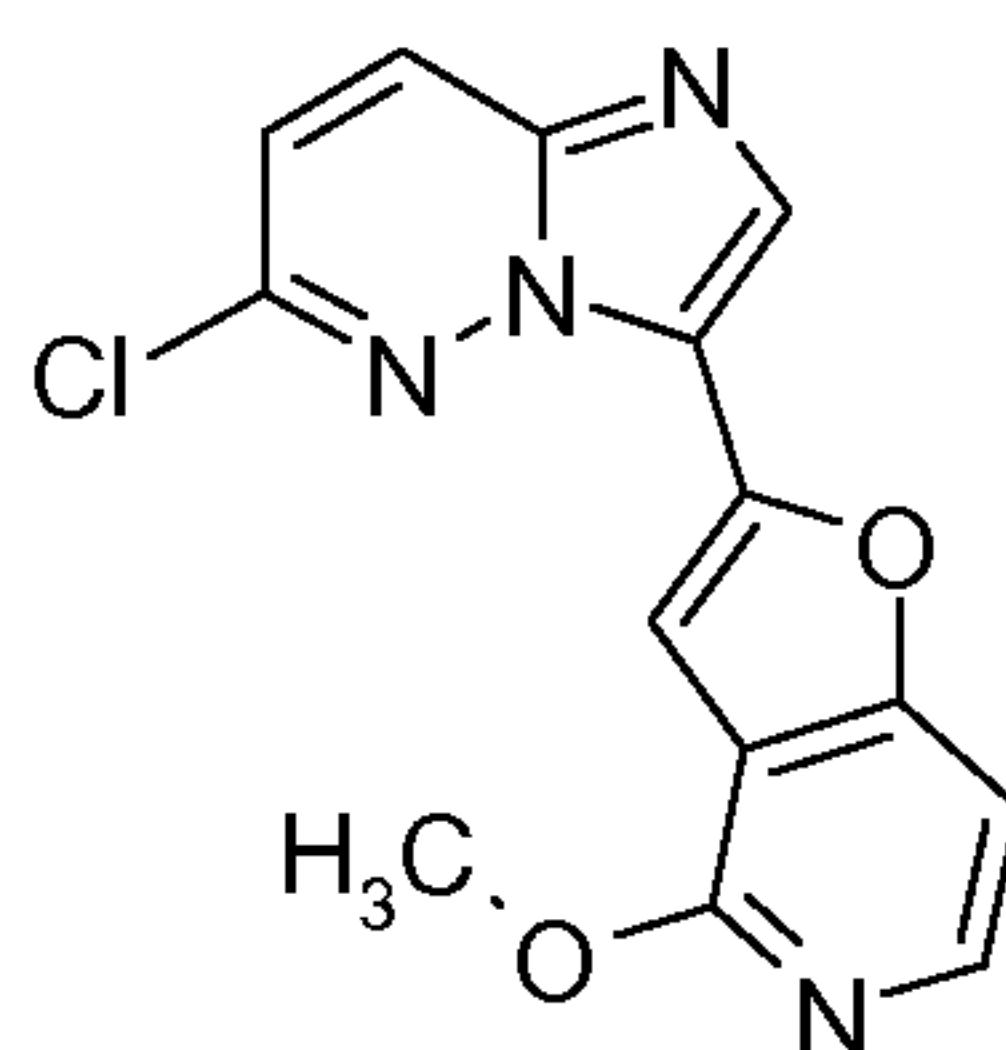
5

3-(1-Benzofuran-2-yl)-6-chloro-7-phenylimidazo[1,2-*b*]pyridazine was prepared in analogy to intermediate IV.2 starting from 500 mg (0.81 mmol) of intermediate IV.15 to yield 435 mg of a solid material which was used without further purification.

10 LCMS (Method 2): $R_t = 1.58$ min; MS (ESIpos) $m/z = 345$ $[M+H]^+$.

Intermediate IV.17

6-Chloro-3-(4-methoxyfuro[3,2-*c*]pyridin-2-yl)imidazo[1,2-*b*]pyridazine



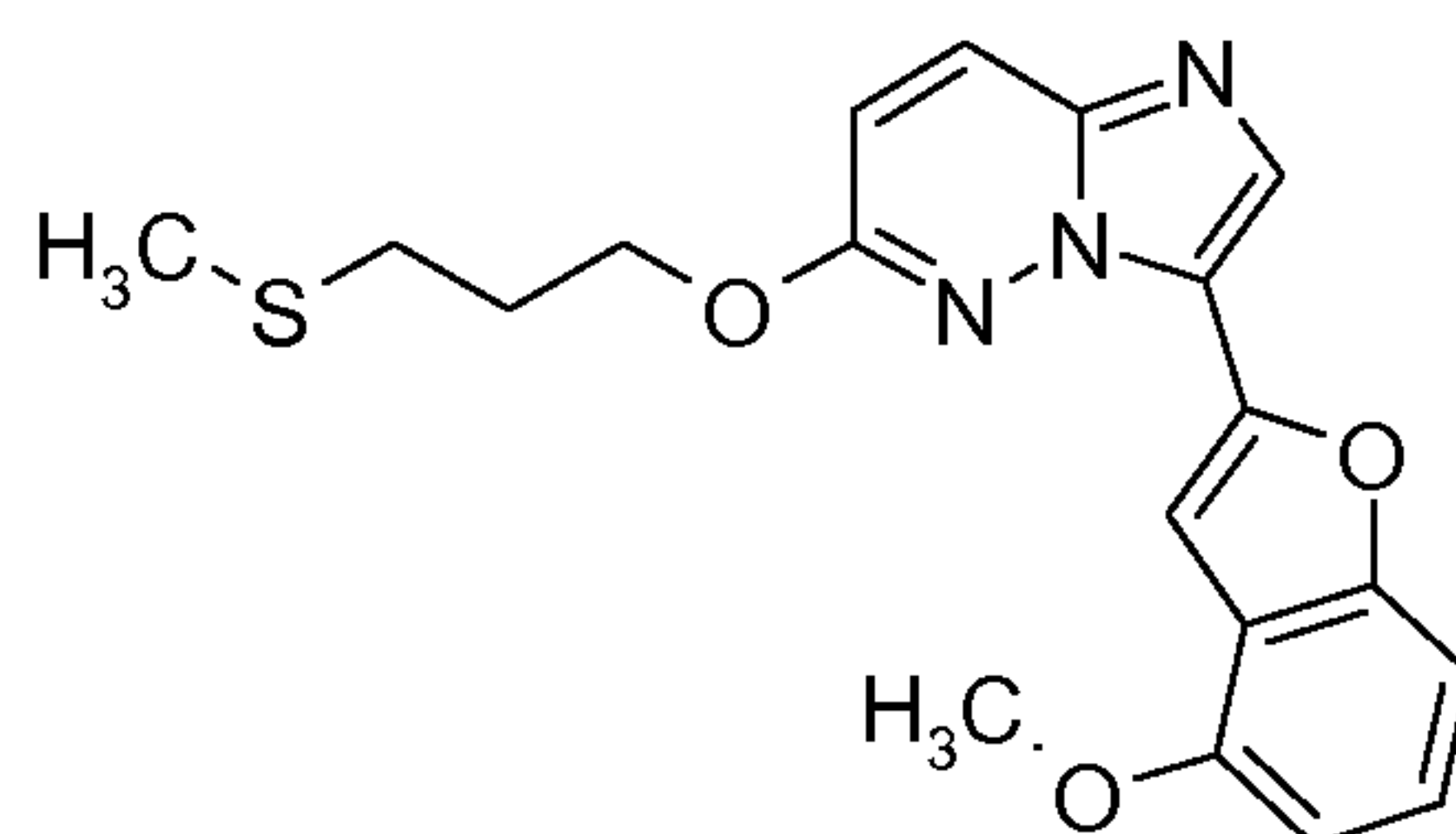
15 6-Chloro-3-(4-methoxyfuro[3,2-*c*]pyridin-2-yl)imidazo[1,2-*b*]pyridazine was prepared in analogy to intermediate IV.7 starting from 2.4 g (10.3 mmol) of intermediate IV.1 to yield 2.64 g of a solid material which was used as crude product.

LCMS (Method 3): $R_t = 1.24$ min; MS (ESIpos) $m/z = 301$ $[M+H]^+$.

Advanced Intermediates (AI's) towards Sulfoximines

5 AI IV.1

3-(4-Methoxy-1-benzofuran-2-yl)-6-[3-(methylsulfonyl)propoxy]imidazo[1,2-*b*]pyridazine



10 In an ice bath 171 mg (4.27 mmol) sodium hydride (60% dispersion in mineral oil) were dispensed in 20 mL of anhydrous tetrahydrofuran. 454 mg (4.27 mmol) 3-(methylsulfonyl)-propan-1-ol were slowly added. After complete addition, stirring at 0°C was continued for 15 min. 320 mg (1.07 mmol) of intermediate IV.3 were added, the ice bath removed and the resulting mixture was stirred for 12 h at room temperature.

15 The reaction mixture was carefully poured into 100 mL saturated ammonium chloride solution. The aqueous layer was extracted with 250 mL ethylacetate. The combined organic layers were washed with 100 mL brine, dried over magnesium sulfate, and concentrated.

20 698 mg of the title compound were obtained as a crude product, which was used without further purification in the subsequent steps.

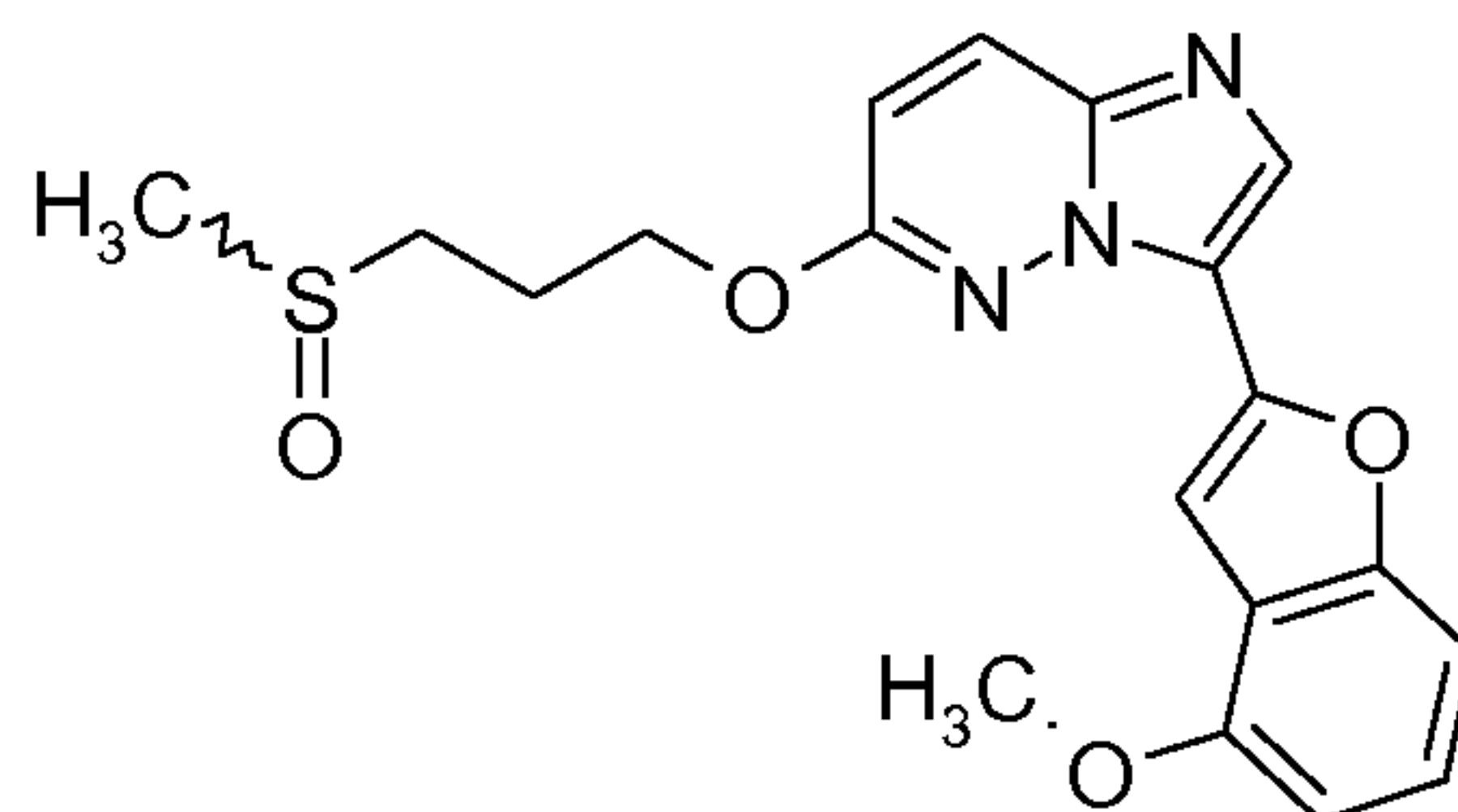
A small sample (64 mg) of the crude product was purified by HPLC to give 12 mg of the title compound as a solid material.

25 $^1\text{H-NMR}$ (500 MHz, DMSO-d_6), δ [ppm]= 2.13 (3H), 2.14-2.21 (2H), 2.73 (3H), 3.96 (3H), 4.61 (2H), 6.87 (1H), 7.06 (1H), 7.26-7.35 (2H), 7.58 (1H), 8.16 (1H), 8.19 (1H).

LC-MS (Method 3): $R_t = 1.38$ min; MS (ESIpos) $m/z = 370$ $[M+H]^+$.

AI IV.2

5 **3-(4-Methoxy-1-benzofuran-2-yl)-6-[3-(methylsulfinyl)propoxy]imidazo[1,2-*b*]pyridazine**



To advanced intermediate IV.1 in 17.5 mL acetonitrile were added 83.5 mg (0.52 mmol) iron(III)chloride. The resulting mixture was stirred for 15 min. 430 mg (1.89 mmol) periodic acid were added and the mixture was stirred for 2 h.

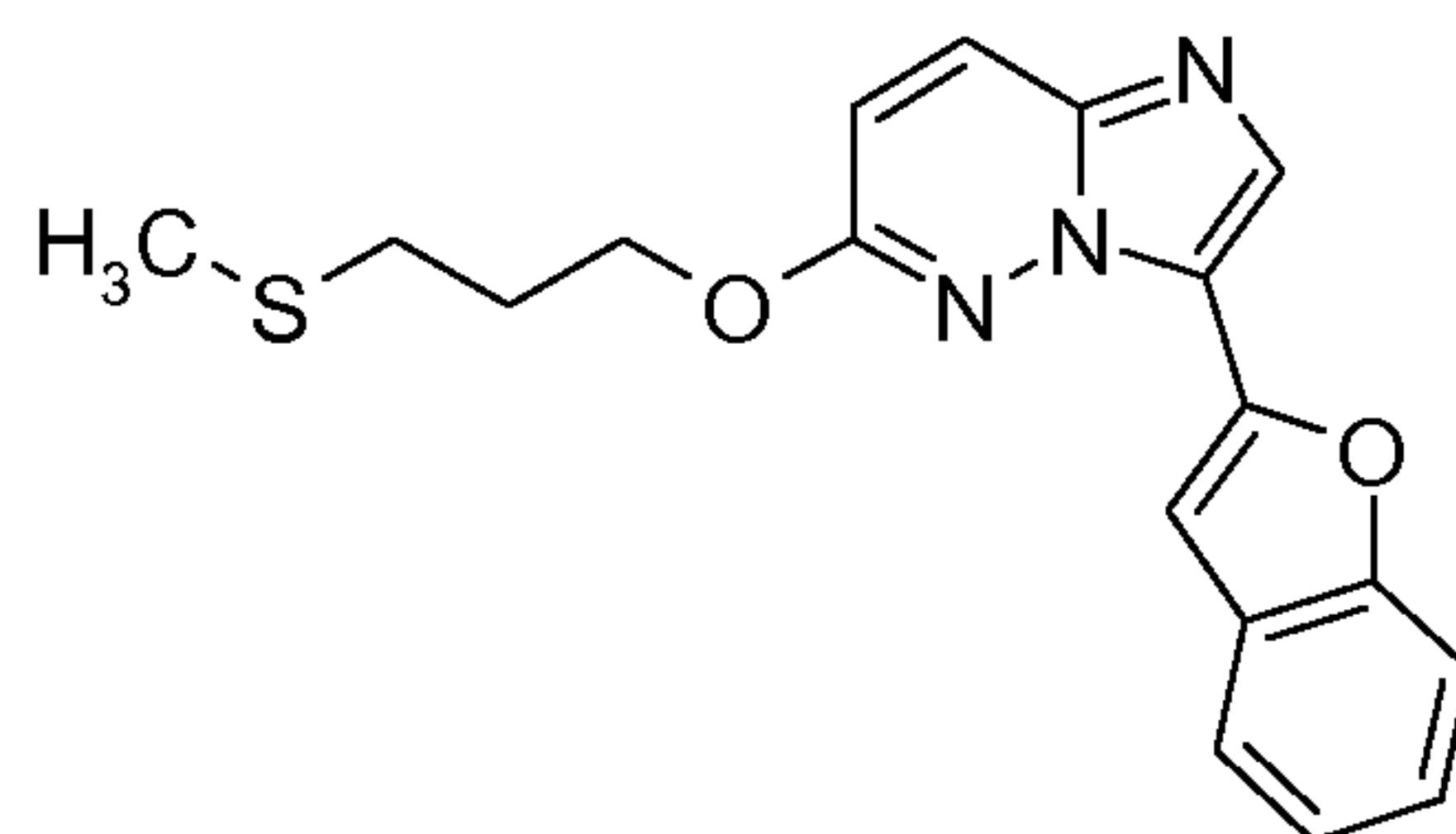
The mixture was poured into 20 mL of a saturated aqueous sodium thiosulfate solution. The mixture was extracted with 20 mL ethylacetate. The organic layer was washed with 20 mL brine, dried over magnesium sulfate and concentrated to give 351 mg of the title compound as a crude product, which was used without further purification in the subsequent step.

A small sample (47 mg) of the crude material was purified by HPLC to give 15 mg of the title compound as solid material.

$^1\text{H-NMR}$ (300 MHz, DMSO-d_6), δ [ppm]= 2.16-2.30 (2H), 2.56 (3H), 2.79-3.07 (2H), 3.92 (3H), 4.60 (2H), 6.79-6.87 (1H), 7.03 (1H), 7.20-7.32 (2H), 7.52 (1H), 8.13 (1H), 8.16 (1H).

LC-MS (Method 3): $R_t = 0.97$ min; MS (ESIpos) $m/z = 386$ $[M+H]^+$.

AI IV.3

3-(1-Benzofuran-2-yl)-6-[3-(methylsulfanyl)propoxy]imidazo[1,2-*b*]pyridazine

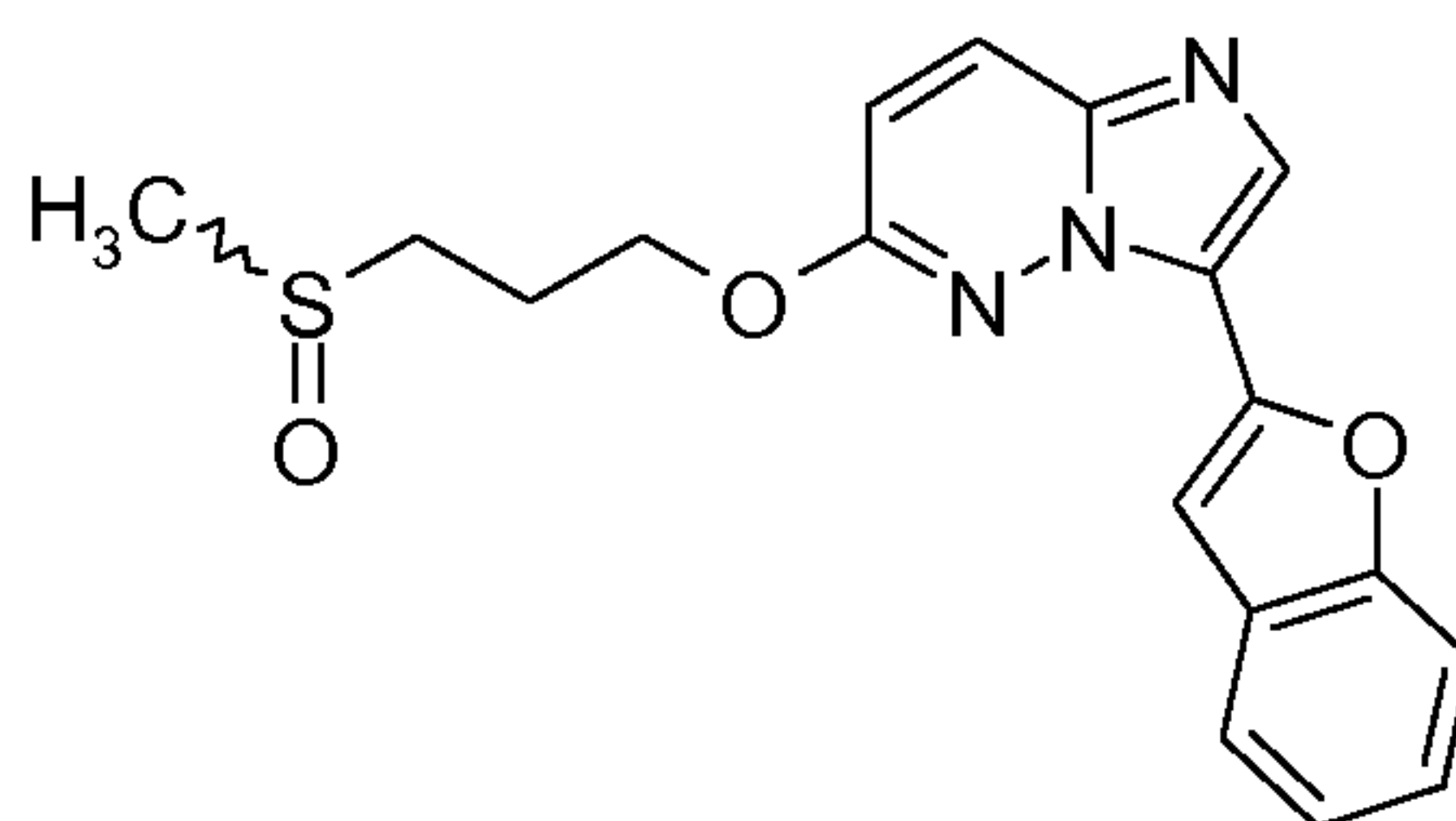
3-(1-Benzofuran-2-yl)-6-[3-(methylsulfanyl)propoxy]imidazo[1,2-*b*]pyridazine was prepared in analogy to AI IV.1 starting from 2.5 g (9.27 mmol) of intermediate IV.2 to yield 2.51 g of a solid material which was used without further purification.

¹H-NMR (300 MHz, DMSO-*d*₆), δ [ppm]= 2.04-2.19 (5H), 2.68 (2H), 4.57 (2H), 7.01 (1H), 7.23-7.37 (2H), 7.56-7.66 (2H), 7.70 (1H), 8.07-8.21 (2H).

LCMS (Method 3): R_t = 1.39 min; MS (ESIpos) m/z = 340 [M+H]⁺.

10

AI IV.4

3-(1-Benzofuran-2-yl)-6-[3-(methylsulfinyl)propoxy]imidazo[1,2-*b*]pyridazine

3-(1-Benzofuran-2-yl)-6-[3-(methylsulfinyl)propoxy]imidazo[1,2-*b*]pyridazine was prepared in analogy to AI IV.2 starting from 1.0 g (2.95 mmol) of AI IV.3 to yield 686 mg of a solid material which was used without further purification.

A small sample (38 mg) of the crude material was purified by HPLC to give 9.5 mg of the title compound as solid material.

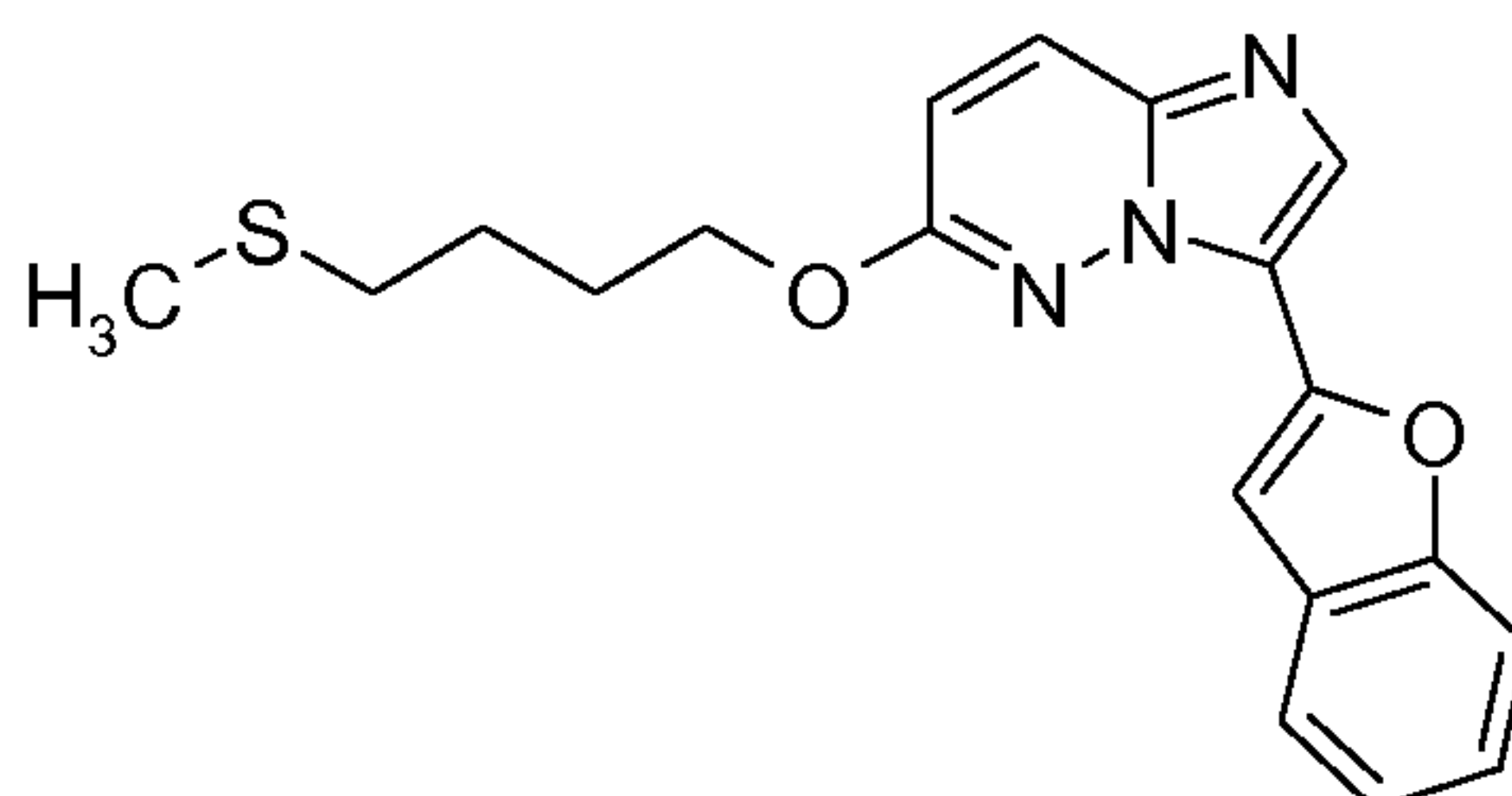
¹H-NMR (400 MHz, DMSO-*d*₆), δ [ppm]= 2.28 (2H), 2.59 (3H), 2.83-3.08 (2H), 4.66 (2H), 7.05 (1H), 7.27-7.39 (2H), 7.62-7.69 (2H), 7.75 (1H), 8.16-8.22 (2H).

20

LCMS (Method 2): $R_t = 0.96$ min; MS (ESIpos) $m/z = 356$ $[M+H]^+$.

AI IV.5

3-(1-Benzofuran-2-yl)-6-[4-(methylsulfanyl)butoxy]imidazo[1,2-*b*]pyridazine



5

3-(1-Benzofuran-2-yl)-6-[4-(methylsulfanyl)butoxy]imidazo[1,2-*b*]pyridazine was prepared in analogy to AI IV.1 starting from 500 mg (1.85 mmol) of intermediate IV.2 to yield 1.29 g of a crude material which was used without further purification.

10 A small sample (110 mg) of the crude material was purified by HPLC to give 31 mg of the title compound as solid material.

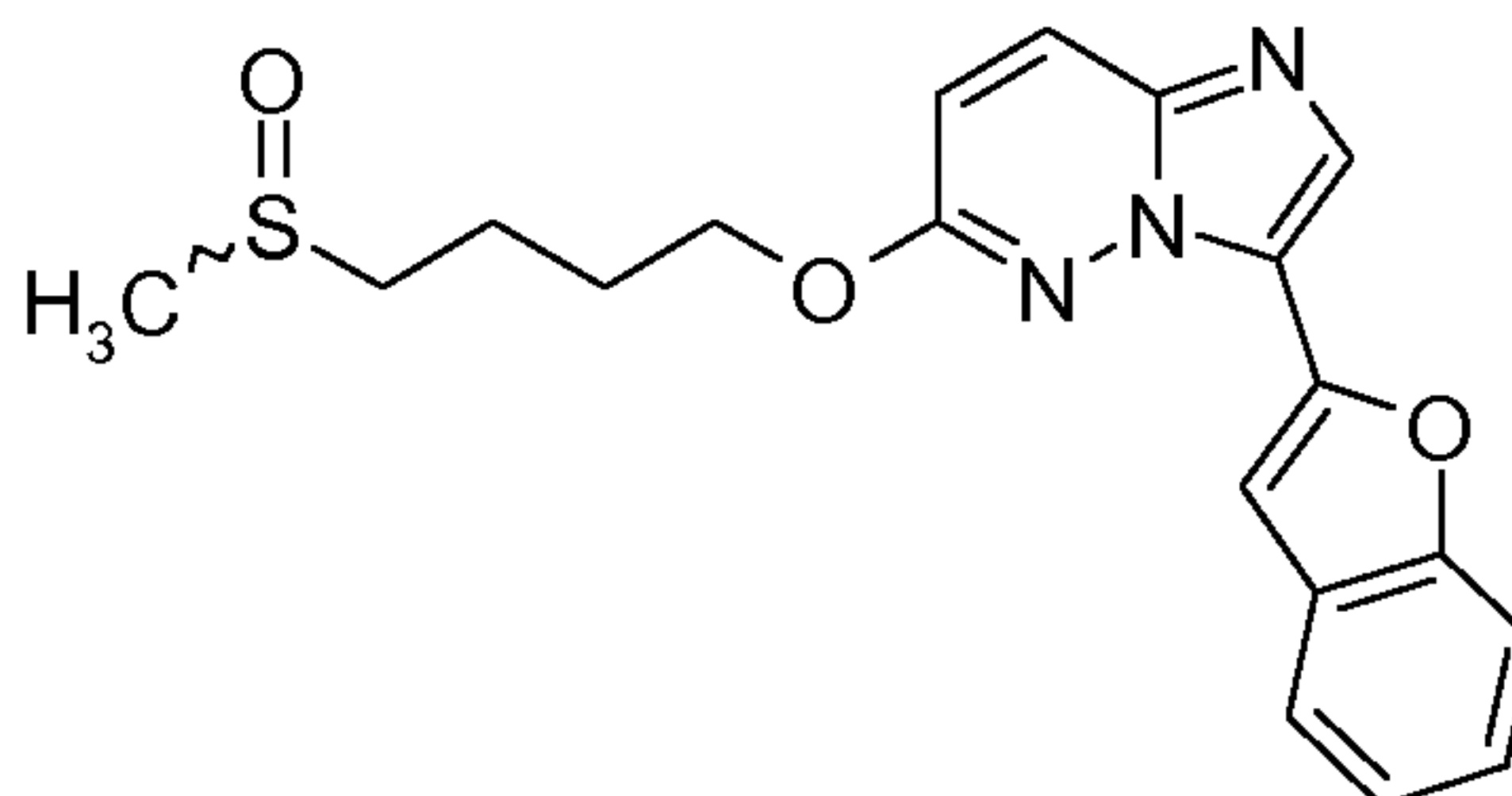
$^1\text{H-NMR}$ (300 MHz, DMSO- d_6), δ [ppm]= 1.77 (2H), 1.86-1.99 (2H), 2.03 (3H), 2.56 (2H), 4.52 (2H), 7.02 (1H), 7.30 (2H), 7.59-7.66 (2H), 7.72 (1H), 8.11-8.19 (2H).

LCMS (Method 3): $R_t = 1.46$ min; MS (ESIpos) $m/z = 354$ $[M+H]^+$.

15

AI IV.6

3-(1-Benzofuran-2-yl)-6-[4-(methylsulfinyl)butoxy]imidazo[1,2-*b*]pyridazine



20 3-(1-Benzofuran-2-yl)-6-[4-(methylsulfinyl)butoxy]imidazo[1,2-*b*]pyridazine was prepared in analogy to AI IV.2 starting from 1.19 g (3.37 mmol) of AI IV.5 to yield 698 mg of a solid material which was used without further purification.

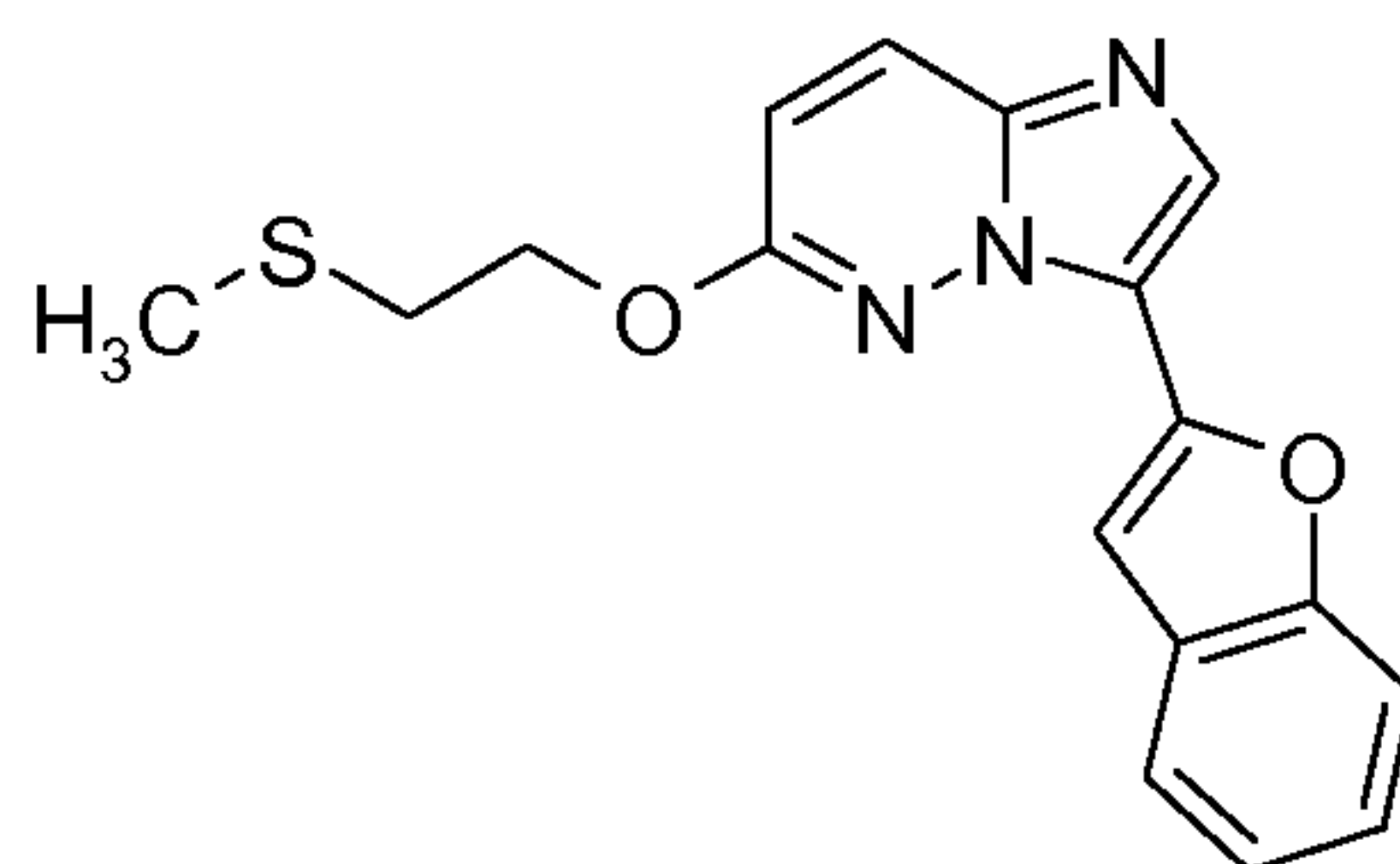
A small sample (60 mg) of the crude material was purified by HPLC to give 18 mg of the title compound as solid material.

$^1\text{H-NMR}$ (400 MHz, DMSO-d_6), δ [ppm]= 2.28 (2H), 2.59 (3H), 2.84-3.08 (2H), 4.66 (2H), 7.05 (1H), 7.27-7.38 (2H), 7.63-7.68 (2H), 7.75 (1H), 8.15-8.22 (2H).

5 LCMS (Method 3): $R_t = 1.01$ min; MS (ESIpos) $m/z = 370$ $[\text{M}+\text{H}]^+$.

Al IV.7

3-(1-Benzofuran-2-yl)-6-[2-(methylsulfanyl)ethoxy]imidazo[1,2-*b*]pyridazine



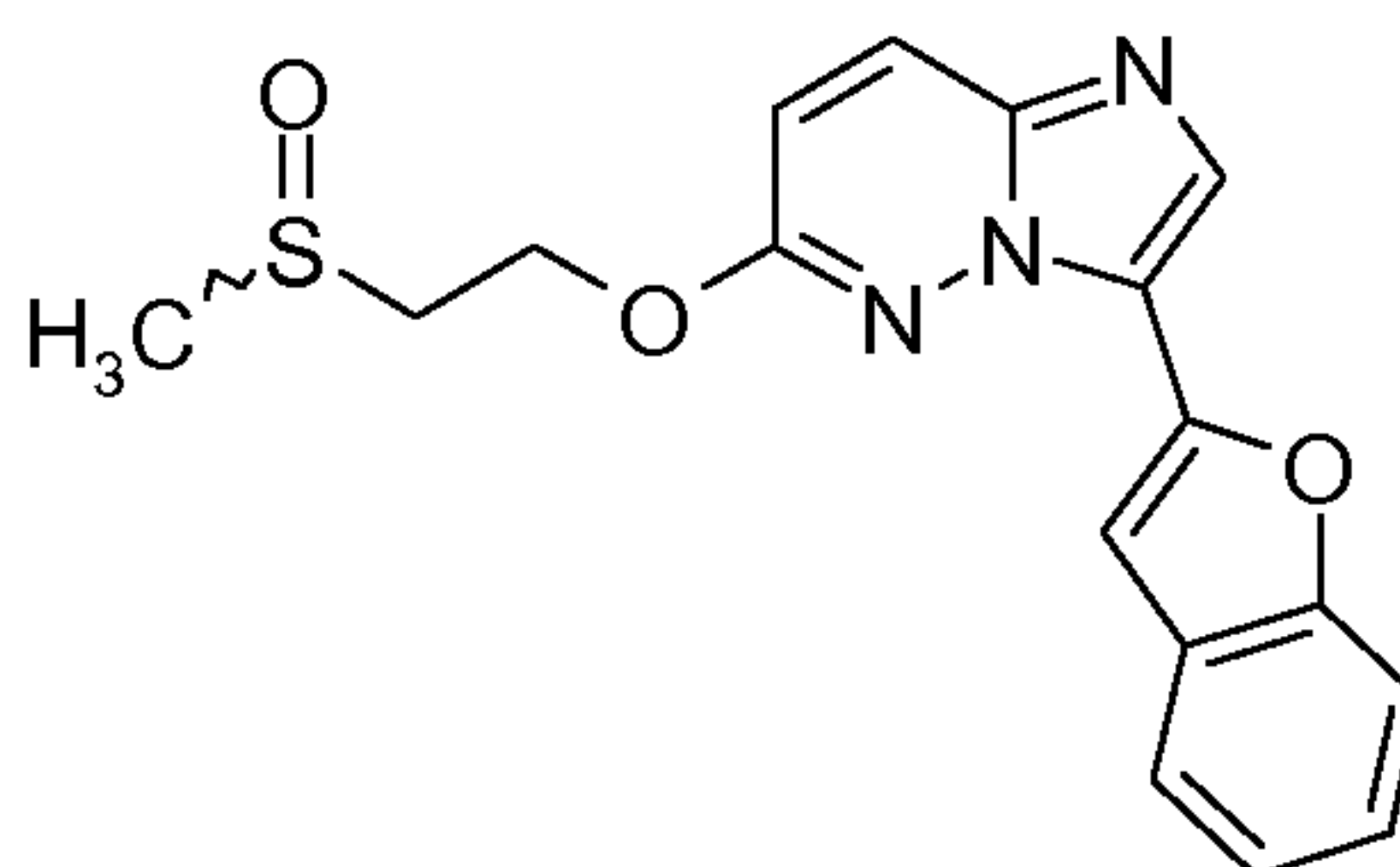
10 3-(1-Benzofuran-2-yl)-6-[2-(methylsulfanyl)ethoxy]imidazo[1,2-*b*]pyridazine was prepared in analogy to Al IV.1 starting from 600 mg (2.23 mmol) of intermediate IV.2 to yield 741 mg of a crude material which was used without further purification.

15 A small sample (40 mg) of the crude material was purified by HPLC to give 19 mg of the title compound as solid material.

LCMS (Method 3): $R_t = 1.34$ min; MS (ESIpos) $m/z = 326$ $[\text{M}+\text{H}]^+$.

Al IV.8

3-(1-Benzofuran-2-yl)-6-[2-(methylsulfinyl)ethoxy]imidazo[1,2-*b*]pyridazine



3-(1-Benzofuran-2-yl)-6-[2-(methylsulfinyl)ethoxy]imidazo[1,2-*b*]pyridazine was prepared in analogy to AI IV.2 starting from 701 mg (2.15 mmol) of AI IV.7 to yield 597 mg of a solid material which was used without further purification.

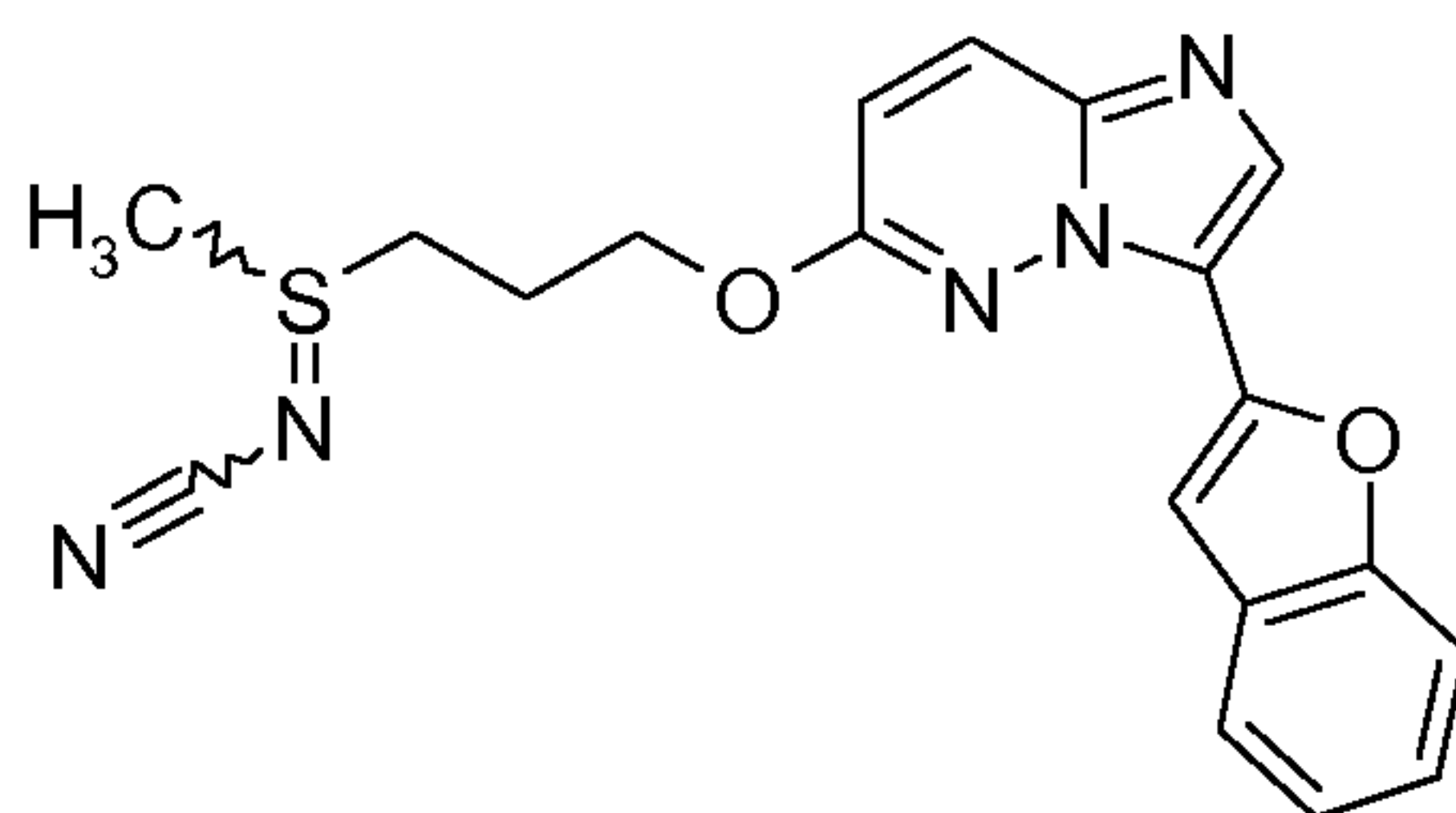
A small sample (60 mg) of the crude material was purified by HPLC to give 25 mg of the title compound as solid material.

¹H-NMR (400 MHz, DMSO-*d*₆), δ [ppm]= 2.66 (3H), 3.24 (1H), 3.42 (1H), 4.92 (2H), 7.05 (1H), 7.23-7.36 (2H), 7.60-7.74 (3H), 8.15-8.22 (2H).

LCMS (Method 3): R_t = 0.93 min; MS (ESIpos) m/z = 342 [M+H]⁺.

10 AI IV.9

[(3-[[3-(1-Benzofuran-2-yl)imidazo[1,2-*b*]pyridazin-6-yl]oxy]propyl)(methyl)-lambda⁴-sulfanylidene]cyanamide



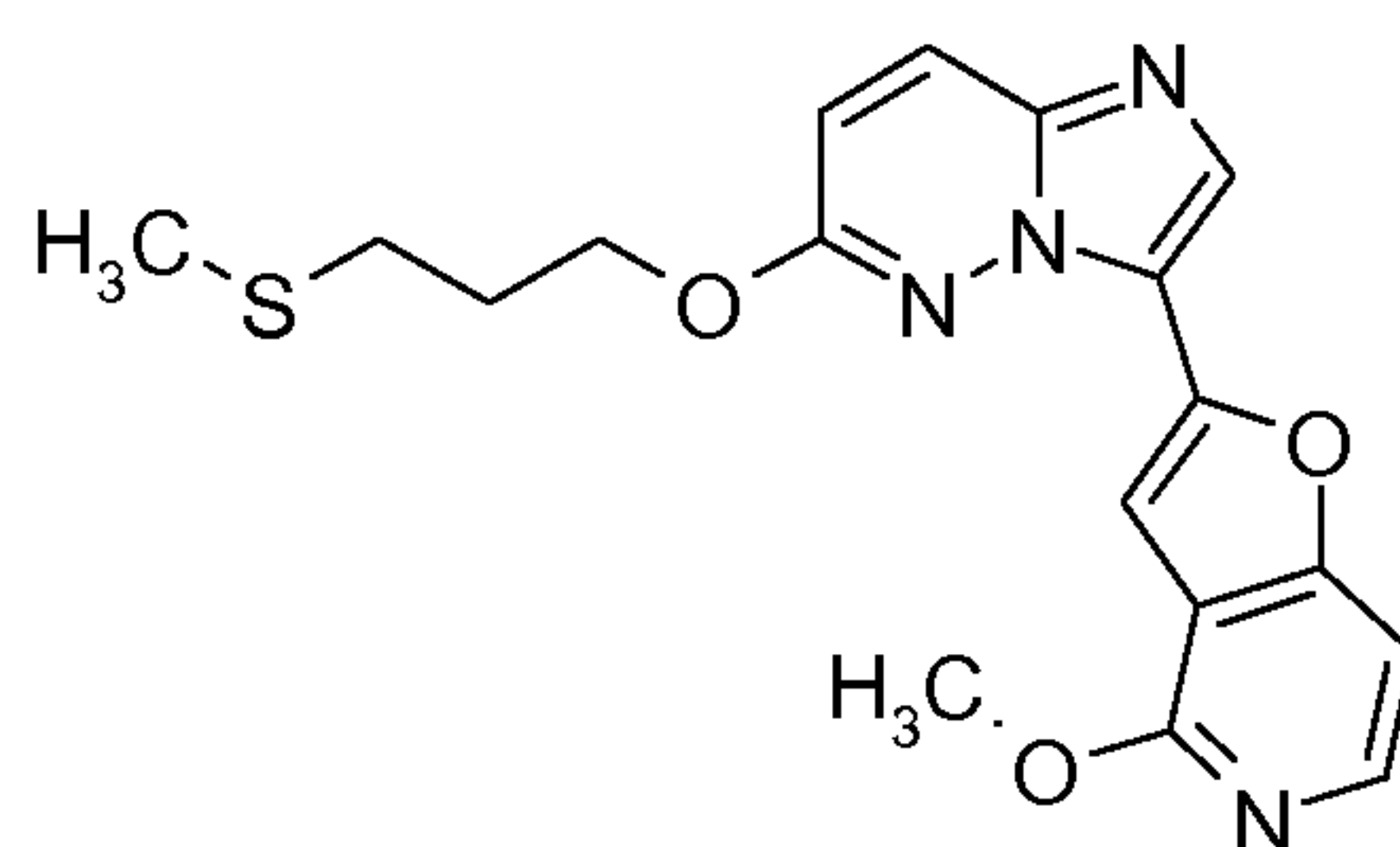
17.1 g (50.4 mmol) 3-(1-benzofuran-2-yl)-6-[3-(methylsulfanyl)propoxy]imidazo-
15 [1,2-*b*]pyridazine and 2.65 g (63.0 mmol) cyanamide were dissolved in 86 mL methanol. At 20-25 °C 7.35 g (65.5 mmol) potassium-tert.-butanolate were added in portions. 11.7 g (65.5 mmol) *N*-bromosuccinimide were added in portions and it was stirred one hour at room temperature. 250 mL dichloromethane were added and stirred a couple of minutes. 64 mL 10% sodium thiosulfate solution and 22 mL
20 water were added. The layers were separated and the aqueous phase was extracted twice with 30 mL of dichloromethane. The combined organic phases were washed twice with 20 mL water, dried over magnesium sulfate, and concentrated. The residue was crystallized from dichloromethane and tert-butyl methyl ether to yield 12.08 g (63%) of a yellow powder.

$^1\text{H-NMR}$ (400 MHz, CHLOROFORM- d), δ [ppm]= 2.42-2.51 (2H), 2.82 (3H), 3.17 (1H), 3.36 (1H), 4.65 (2H), 6.79 (1H), 7.21-7.32 (2H), 7.43 (1H), 7.50 (1H), 7.63-7.67 (1H), 7.89 (1H), 8.14 (1H).

5 LC-MS (Method 2): $R_t = 0.99$ min; MS (ESIpos) $m/z = 380$ $[\text{M}+\text{H}]^+$.

AI IV.10

3-(4-Methoxyfuro[3,2- c]pyridin-2-yl)-6-[3-(methylsulfanyl)propoxy]-imidazo[1,2- b]pyridazine



10

In an ice bath 266 mg (6.65 mmol) sodium hydride (60% dispersion in mineral oil) were dispensed in 16 mL of anhydrous tetrahydrofurane. 706 mg (6.65 mmol) 3-(methylsulfanyl)-propan-1-ol were slowly added. After complete addition, stirring at 0°C was continued for 15 min. 500 mg (1.66 mmol) of intermediate IV.17 were added, the ice bath removed and the resulting mixture was stirred for 16 h at room temperature.

15

The reaction mixture was carefully poured into 100 mL saturated ammonium chloride solution. The aqueous layer was extracted with 250 mL ethylacetate. The combined organic layers were washed with 100 mL brine, dried over magnesium sulfate, and concentrated.

20

1061 mg of the title compound were obtained as a crude product, which was used without further purification in the subsequent steps.

A small sample (90 mg) of the crude product was purified by HPLC to give 9 mg of the title compound as a solid material.

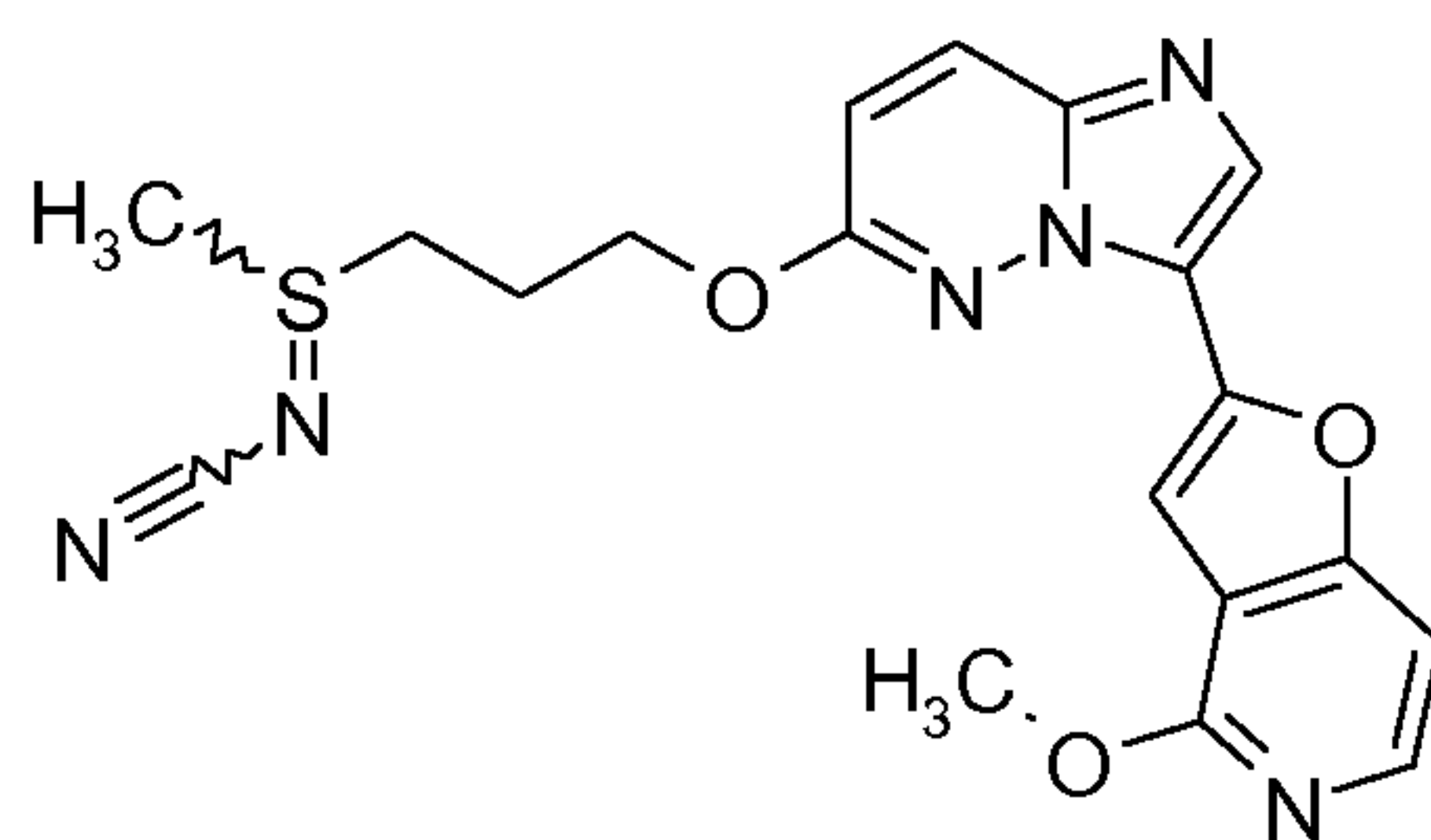
$^1\text{H-NMR}$ (300 MHz, DMSO-d_6), δ [ppm]= 2.07-2.09 (3H), 2.09-2.17 (2H), 2.21-2.26 (2H), 3.99-4.04 (3H), 4.53-4.60 (2H), 7.01-7.06 (1H), 7.35-7.39 (1H), 7.48-7.51 (1H), 8.02-8.06 (1H), 8.13-8.20 (2H).

LC-MS (Method 3): $R_t = 1.33$ min; MS (ESIpos) $m/z = 371$ $[\text{M}+\text{H}]^+$.

5

AI IV.11

[(3-[[3-(4-Methoxyfuro[3,2-c]pyridin-2-yl)imidazo[1,2-b]pyridazin-6-yl]oxy}propyl)(methyl)-lambda⁴-sulfanylidene]cyanamide



10

971 mg (2.62 mmol) AI IV.10 and 138 mg (1.33 mmol) cyanamide were dissolved in 10 mL methanol. 382 mg (3.41 mmol) potassium-tert.-butanolate were added in portions. 607 mg (3.41 mmol) *N*-bromosuccinimide were added in portions and the mixture was stirred for 3 h at room temperature.

15 Another 138 mg (1.33 mmol) cyanamide, 382 mg (3.41 mmol) potassium-tert.-butanolate and 607 mg (3.41 mmol) *N*-bromosuccinimide were added.

10% aqueous sodium thiosulfate solution, water and dichloromethane were added. The layers were separated and the aqueous phase was extracted with dichloromethane. The combined organic phases were washed with water, dried
20 over magnesium sulfate, and concentrated to give 508 mg of a crude product which was used without further purification.

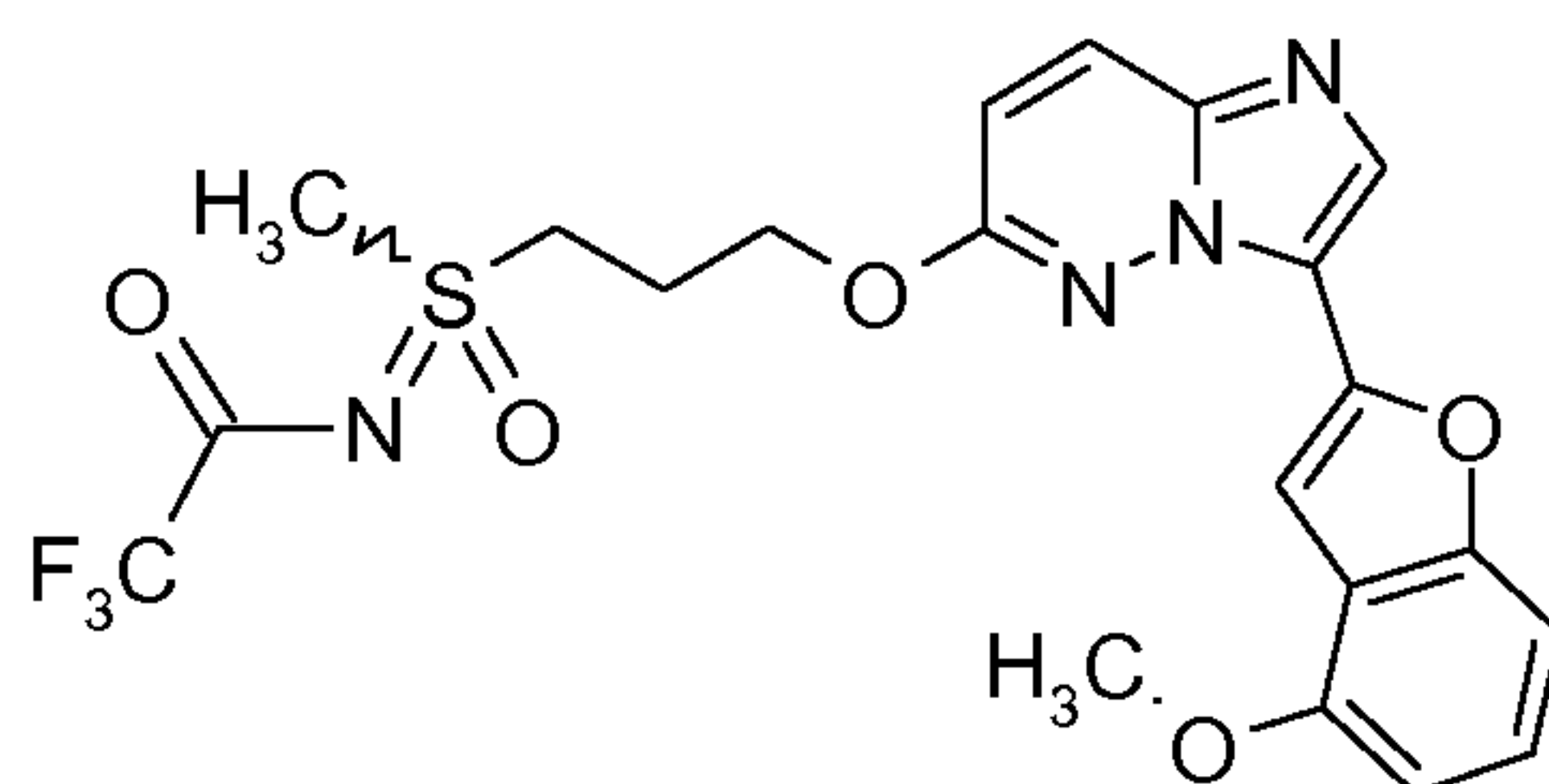
A small sample (50 mg) of the crude product was purified by HPLC to give 9 mg of the title compound as a solid material.

¹H-NMR (400 MHz, DMSO-d₆), δ [ppm]= 2.27-2.35 (2H), 2.83 (3H), 3.25 (1H), 3.34 (1H), 4.02 (3H), 4.58-4.65 (2H), 7.02-7.08 (1H), 7.37 (1H), 7.48 (1H), 8.04 (1H), 8.15-8.21 (2H).

5 LC-MS (Method 3): R_t = 0.89 min; MS (ESIpos) m/z = 411 [M+H]⁺.

Example IV.1

10 2,2,2-Trifluoro-N-[(3-{[3-(4-methoxy-1-benzofuran-2-yl)imidazo[1,2-b]pyridazin-6-yl]oxy}propyl)(methyl)oxido-lambda⁶-sulfanylidene]acetamide



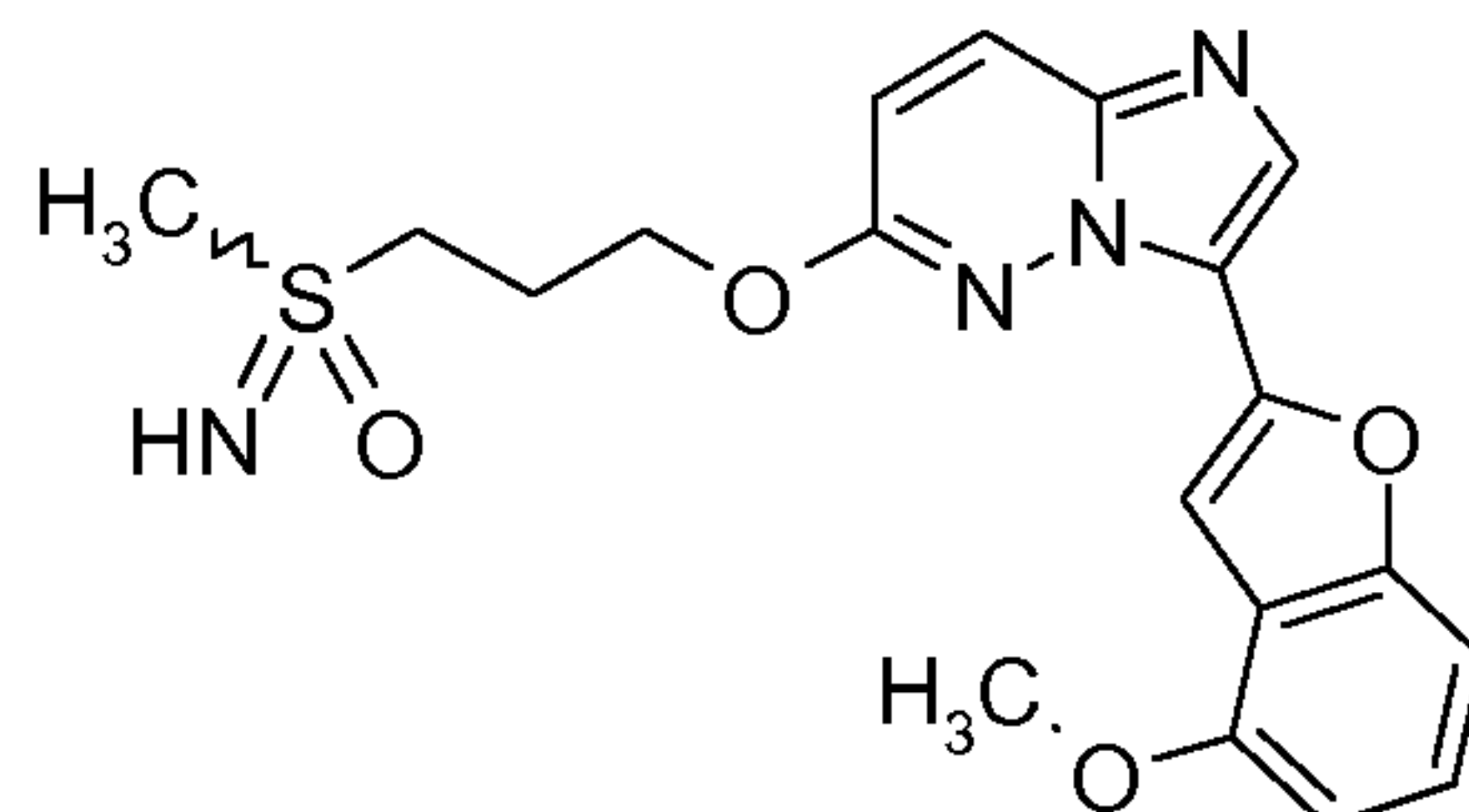
304 mg (0.789 mmol) Al IV.3, 196 mg (1.74 mmol) 2,2,2-trifluoroacetamide, 140 mg (3.47 mmol) magnesium oxide and 419 mg (1.30 mmol) (diacetoxyiodo)benzene were stirred for 10 min in 8 mL dichloromethane. 17.4 mg
15 (0.039 mmol) rhodium(II) acetate dimer were added and the resulting mixture was stirred for 12 h at room temperature.

The reaction mixture was filtered over celite and concentrated. The crude product was used without further purification in the subsequent step.

20 A small sample (80 mg) of the crude product was purified by HPLC to give 2 mg of the title compound.

¹H-NMR (300 MHz, DMSO-d₆), δ [ppm]= 2.32-2.51 (2H), 3.56-3.64 (3H), 3.86-3.98 (5H), 4.56-4.68 (2H), 6.78-6.87 (1H), 6.98-7.06 (1H), 7.21-7.31 (2H), 7.49-7.52 (1H), 8.12-8.15 (1H), 8.15-8.20 (1H).

25 LC-MS (Method 2): R_t = 1.26 min; MS (ESIpos) m/z = 497 [M+H]⁺.

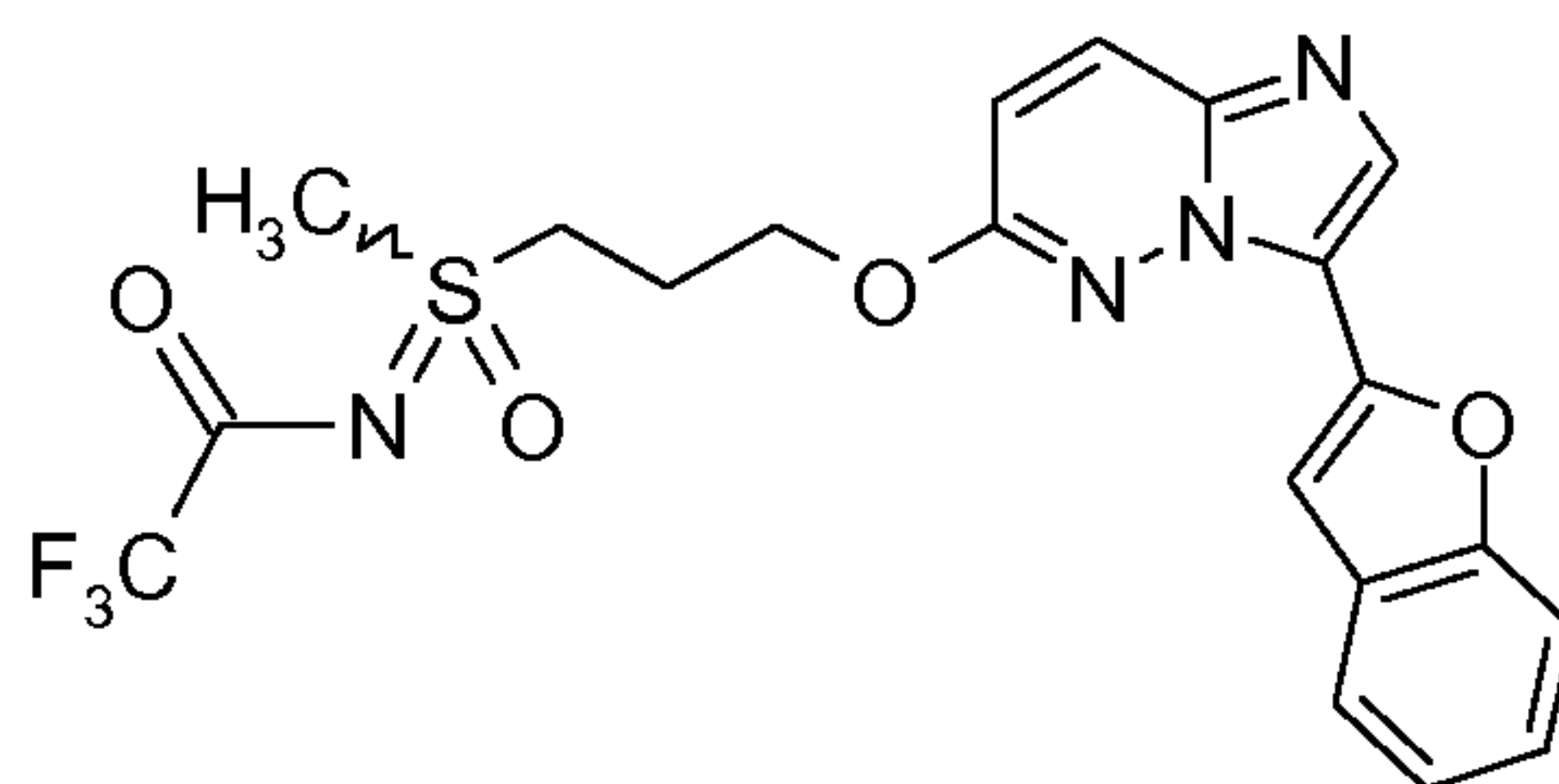
Example IV.2**3-(4-Methoxy-1-benzofuran-2-yl)-6-[3-(*S*-methylsulfonimidoyl)propoxy]imidazo[1,2-*b*]pyridazine**

- 5 To 368 mg (0.741 mmol) of the crude product from **example IV.1** in 8 mL methanol were added 360 mg (2.66 mmol) sodium carbonate. The mixture was stirred for 12 h at room temperature.

The mixture was poured into brine and extracted with ethylacetate. The organic layer was washed with brine, dried over magnesium sulfate and the solvent
 10 evaporated. The crude product was purified by HPLC to give 6 mg of the title compound as solid material.

¹H-NMR (400 MHz, DMSO-*d*₆), δ [ppm]= 2.24-2.35 (2H), 2.93 (3H), 3.24-3.29 (2H), 3.92 (3H), 4.59 (2H), 6.83 (1H), 7.03 (1H), 7.21-7.32 (2H), 7.52 (1H), 8.13 (1H), 8.17 (1H).

- 15 LC-MS (Method 2): *R*_t = 0.91 min; MS (ESIpos) *m/z* = 401 [M+H]⁺.

Example IV.3***N*-[(3-{[3-(1-Benzofuran-2-yl)imidazo[1,2-*b*]pyridazin-6-yl]oxy}propyl)(methyl)oxido-lambda⁶-sulfanylidene]-2,2,2-trifluoroacetamide**

20

3-(1-benzofuran-2-yl)-6-[3-(*S*-methylsulfon-*N*-trifluoroacetyl)imidoyl]propoxy]imidazo[1,2-*b*]pyridazine was prepared in analogy to **Example IV.1** starting from

686 mg (1.93 mmol) of **AI IV.4** to yield 949 mg of a crude material which was used without further purification in the subsequent step.

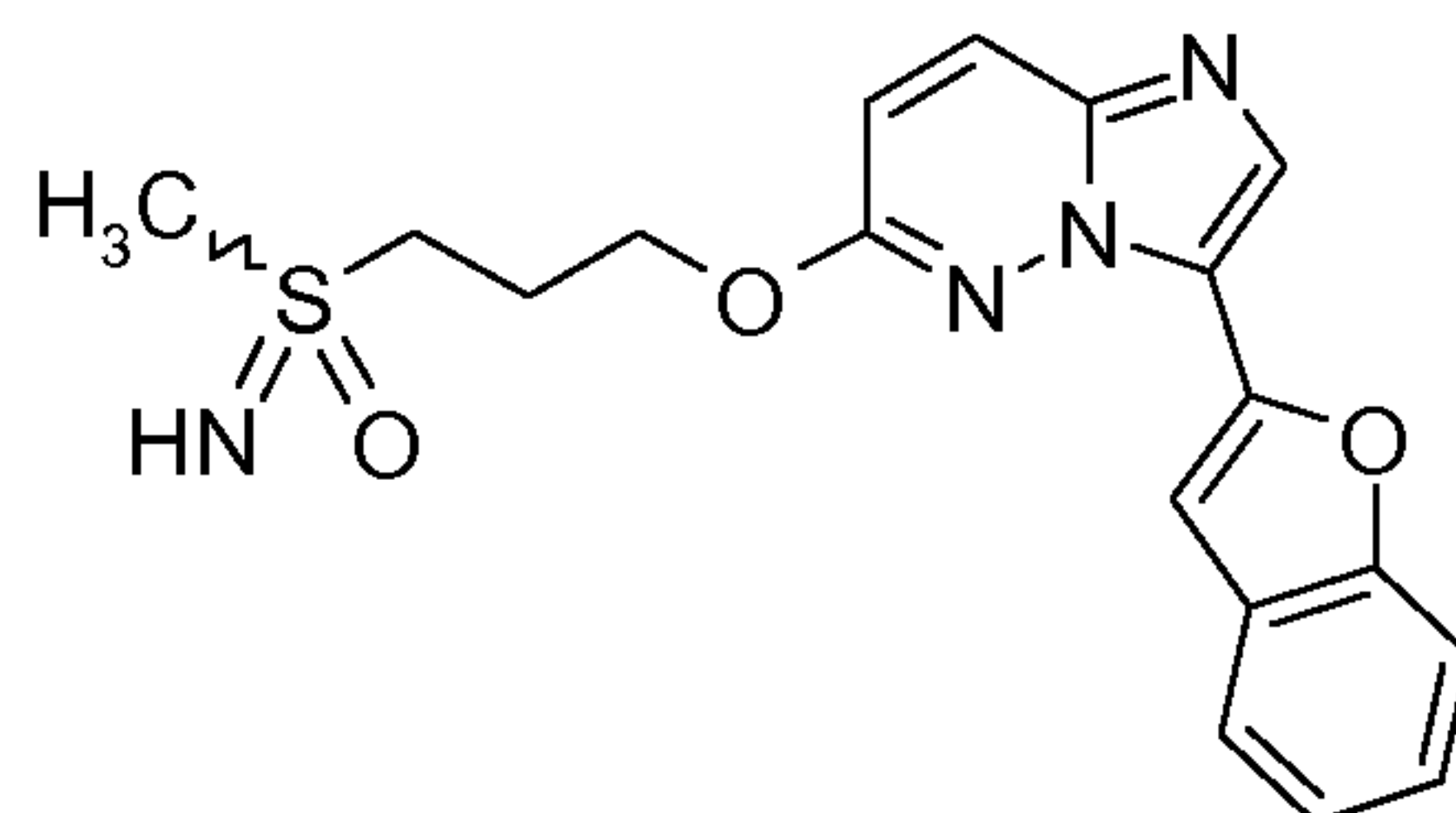
A small sample (118 mg) of the crude material was purified by HPLC to give 5 mg of the title compound as solid material.

5 $^1\text{H-NMR}$ (300 MHz, DMSO- d_6), δ [ppm]= 2.32-2.43 (2H), 3.61 (3H), 3.88-3.99 (2H), 4.60-4.71 (2H), 6.98-7.07 (1H), 7.23-7.37 (2H), 7.63 (2H), 7.68-7.74 (1H), 8.16 (2H).

LCMS (Method 3): $R_t = 1.25$ min; MS (ESIpos) $m/z = 467$ $[\text{M}+\text{H}]^+$.

10 Example IV.4 - Method A

3-(1-Benzofuran-2-yl)-6-[3-(*S*-methylsulfonimidoyl)propoxy]imidazo[1,2-*b*]pyridazine

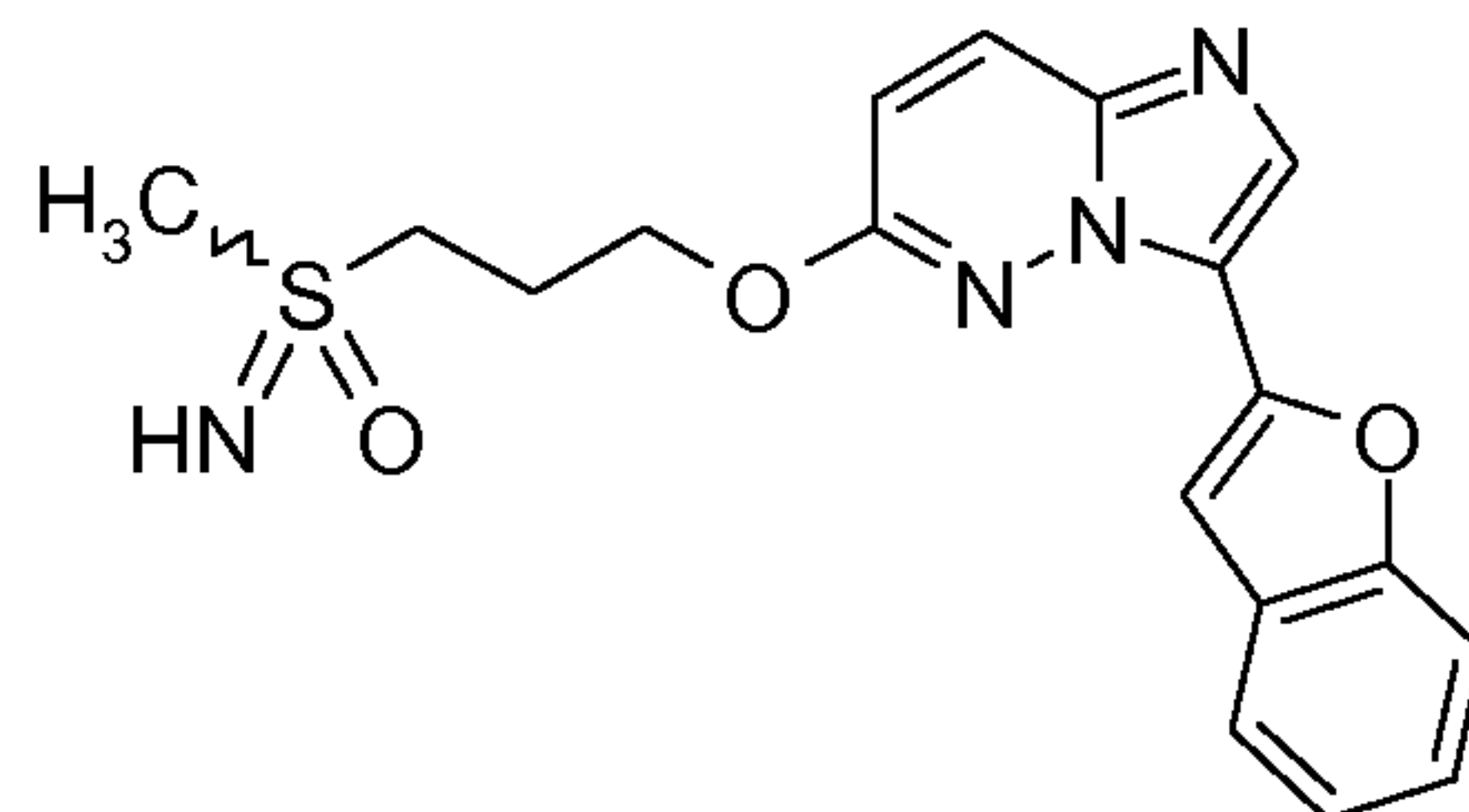


To 781 mg (1.67 mmol) of the crude product from **example IV.3** in 15 mL methanol were added 416 mg (3.01 mmol) sodium carbonate. The mixture was stirred for 0.5 h at room temperature.

The mixture was poured into brine and extracted with ethylacetate. The organic layer was washed with brine, dried over magnesium sulfate and the solvent evaporated. The crude product was purified by HPLC to give 25 mg of the title compound as solid material.

$^1\text{H-NMR}$ (300 MHz, DMSO- d_6), δ [ppm]= 2.19-2.39 (2H), 2.93 (3H), 4.58-4.69 (2H), 6.99-7.08 (1H), 7.23-7.37 (2H), 7.64 (2H), 7.69-7.77 (1H), 8.15 (2H).

LC-MS (Method 3): $R_t = 0.89$ min; MS (ESIpos) $m/z = 371$ $[\text{M}+\text{H}]^+$.

Example IV.4 - Method B**3-(1-Benzofuran-2-yl)-6-[3-(S-methylsulfonimidoyl)propoxy]imidazo[1,2-*b*]pyridazine**

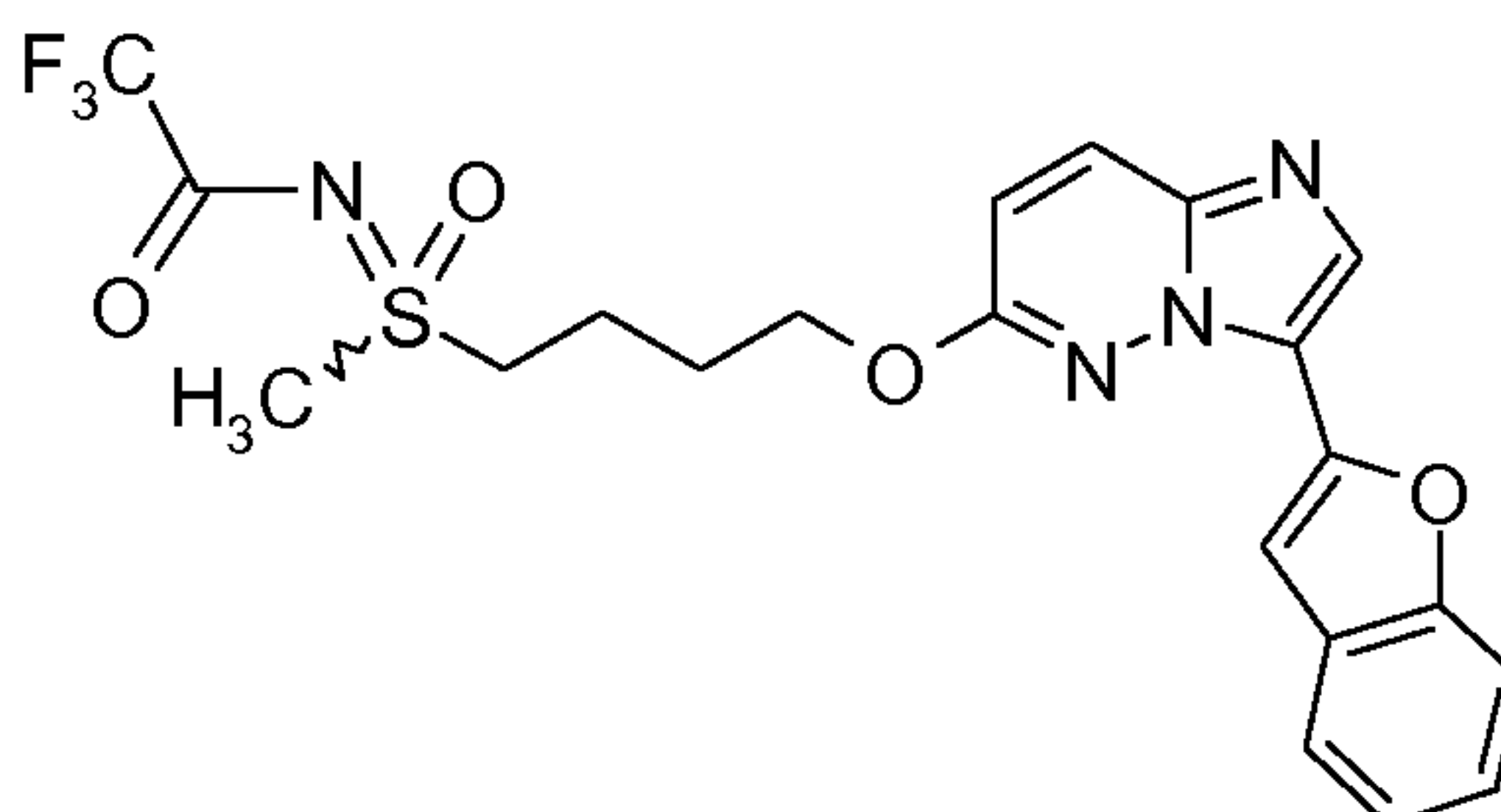
5 To 780 mg (1.97 mmol) [(3-{[3-(1-benzofuran-2-yl)imidazo[1,2-*b*]pyridazin-6-yl]-oxy}propyl)(methyl)oxido-lambda⁶-sulfanylidene]cyanamide were added 20 mL 50% aqueous sulfuric acid. It was stirred 2 hours at 140 °C bath temperature. The reaction was allowed to reach room temperature. The sulfuric acid was diluted with 20 mL water and the pH was adjusted to 12 with 50% aqueous sodium
10 hydroxide on an ice bath. The aqueous phase was extracted with 30 mL dichloromethane. During the second extraction water had to be added to separate the layers. The first organic phase was combined with the reaction mixture and vigorously shaken. The layers were separated and the aqueous phase was extracted three times with dichloromethane. The combined organic layers were dried over
15 sodium sulfate and concentrated yielding 530 mg (72%) of a yellow solid.

¹H-NMR (300 MHz, DMSO-*d*₆), δ [ppm]= 2.24-2.38 (2H), 3.23-3.32 (2H under the water signal) (2.93 (3H), 3.70-3.76 (1H), 4.62 (2H), 7.02 (1H), 7.29 (2H), 7.62 (2H), 7.73 (1H), 8.11-8.18 (2H).

20 LC-MS (Method 2): R_t = 0.92 min; MS (ESIpos) m/z = 371 [M+H]⁺.

Example IV.5

***N*-[(4-{[3-(1-Benzofuran-2-yl)imidazo[1,2-*b*]pyridazin-6-yl]oxy}butyl)(methyl)oxido-lambda⁶-sulfanylidene]-2,2,2-trifluoroacetamide**



- 5 3-(1-Benzofuran-2-yl)-6-[3-(*S*-methylsulfon-*N*-trifluoroacetyl-imidoyl)-butoxy]-imidazo-[1,2-*b*]pyridazine was prepared in analogy to **example IV.1** starting from 630 mg (1.71 mmol) of **AI IV.6** to yield 950 mg of a crude material which was used without further purification in the subsequent step.

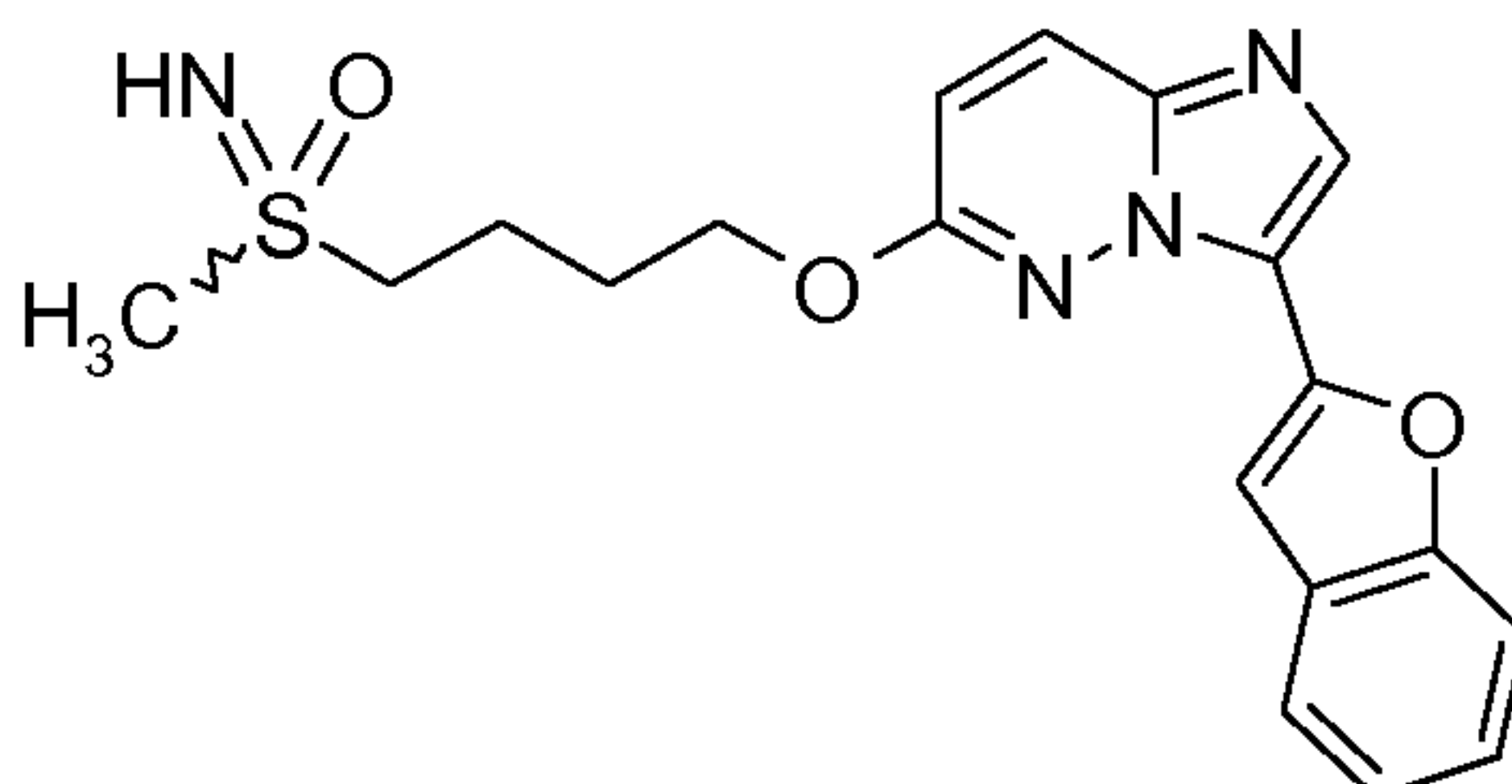
A small sample (62 mg) of the crude material was purified by HPLC to give 3 mg of
10 the title compound as solid material.

¹H-NMR (300 MHz, DMSO-*d*₆), δ [ppm]= 1.91-2.09 (4H), 3.54 (3H), 3.75-3.86 (2H), 4.50-4.61 (2H), 6.98-7.09 (1H), 7.21-7.37 (2H), 7.58-7.66 (2H), 7.68-7.75 (1H), 8.15 (2H).

LCMS (Method 3): R_t = 1.28 min; MS (ESIpos) *m/z* = 481 [M+H]⁺.

15 **Example IV.6**

3-(1-Benzofuran-2-yl)-6-[4-(*S*-methylsulfonimidoyl)butoxy]imidazo[1,2-*b*]pyridazine



3-(1-Benzofuran-2-yl)-6-[4-(*S*-methylsulfonimidoyl)butoxy]imidazo[1,2-*b*]pyridazine
20 was prepared in analogy to **example IV.4** starting from 868 mg (1.81 mmol) of

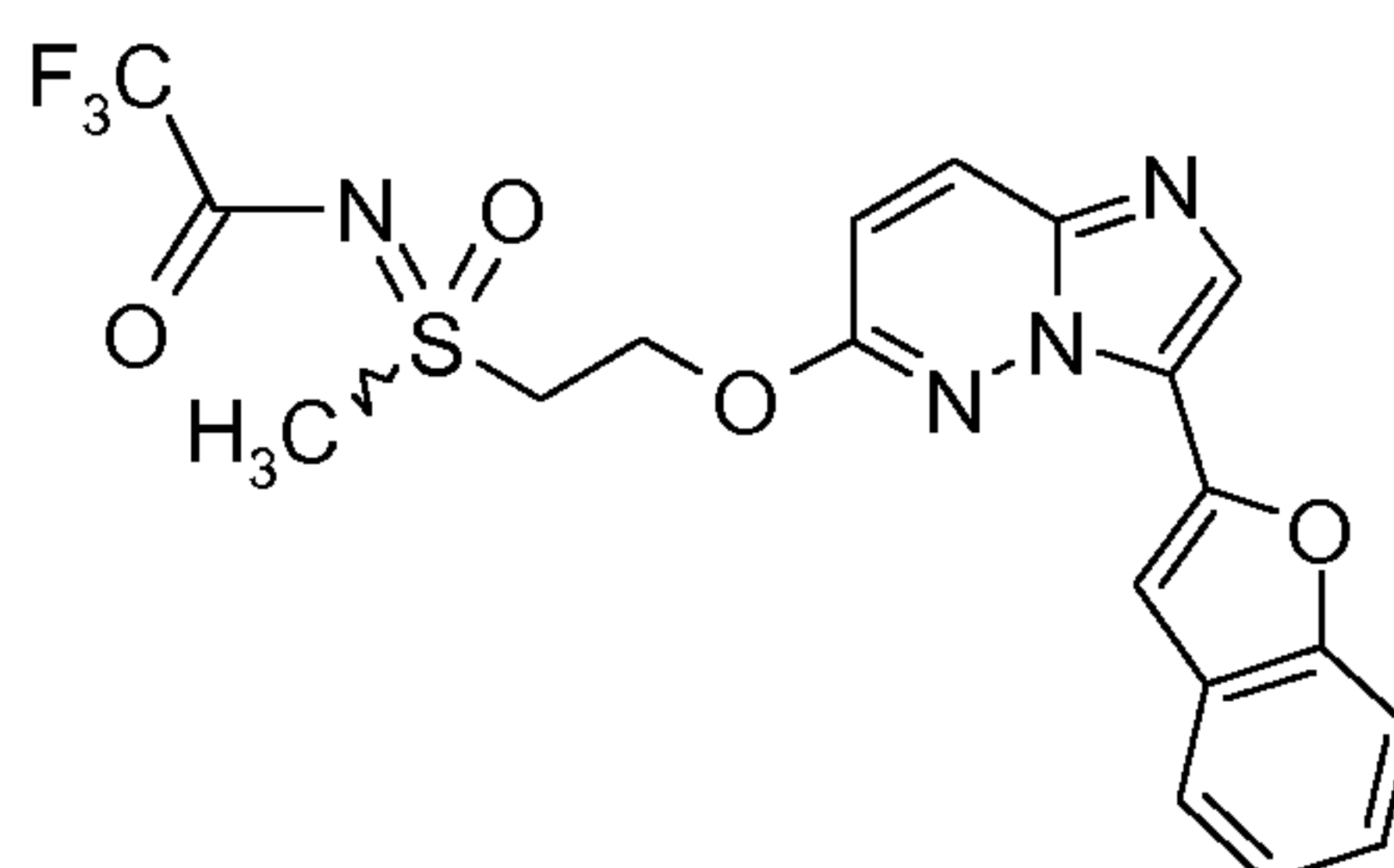
example IV.5. The obtained crude material was purified by HPLC to give 16 mg of the title compound as solid material.

¹H-NMR (300 MHz, DMSO-d₆), δ [ppm]= 1.95 (4H), 2.87 (3H), 3.08-3.19 (2H), 4.53 (2H), 7.03 (1H), 7.29 (2H), 7.62 (2H), 7.71-7.77 (1H), 8.11-8.19 (2H).

5 LCMS (Method 3): R_t = 0.93 min; MS (ESIpos) m/z = 385 [M+H]⁺.

Example IV.7

N-[(2-[[3-(1-Benzofuran-2-yl)imidazo[1,2-*b*]pyridazin-6-yl]oxy}ethyl)(methyl)oxido-lambda⁶-sulfanylidene]-2,2,2-trifluoroacetamide



10

3-(1-Benzofuran-2-yl)-6-[3-(*S*-methylsulfon-*N*-trifluoroacetyl-imido-yl)-ethoxy]-imidazo-[1,2-*b*]pyridazine was prepared in analogy to **example IV.1** starting from 531 mg (1.57 mmol) of **AI IV.8** to yield 1.02 g of a crude material which was used without further purification in the subsequent step.

15 A small sample (100 mg) of the crude material was purified by HPLC to give 2 mg of the title compound as solid material.

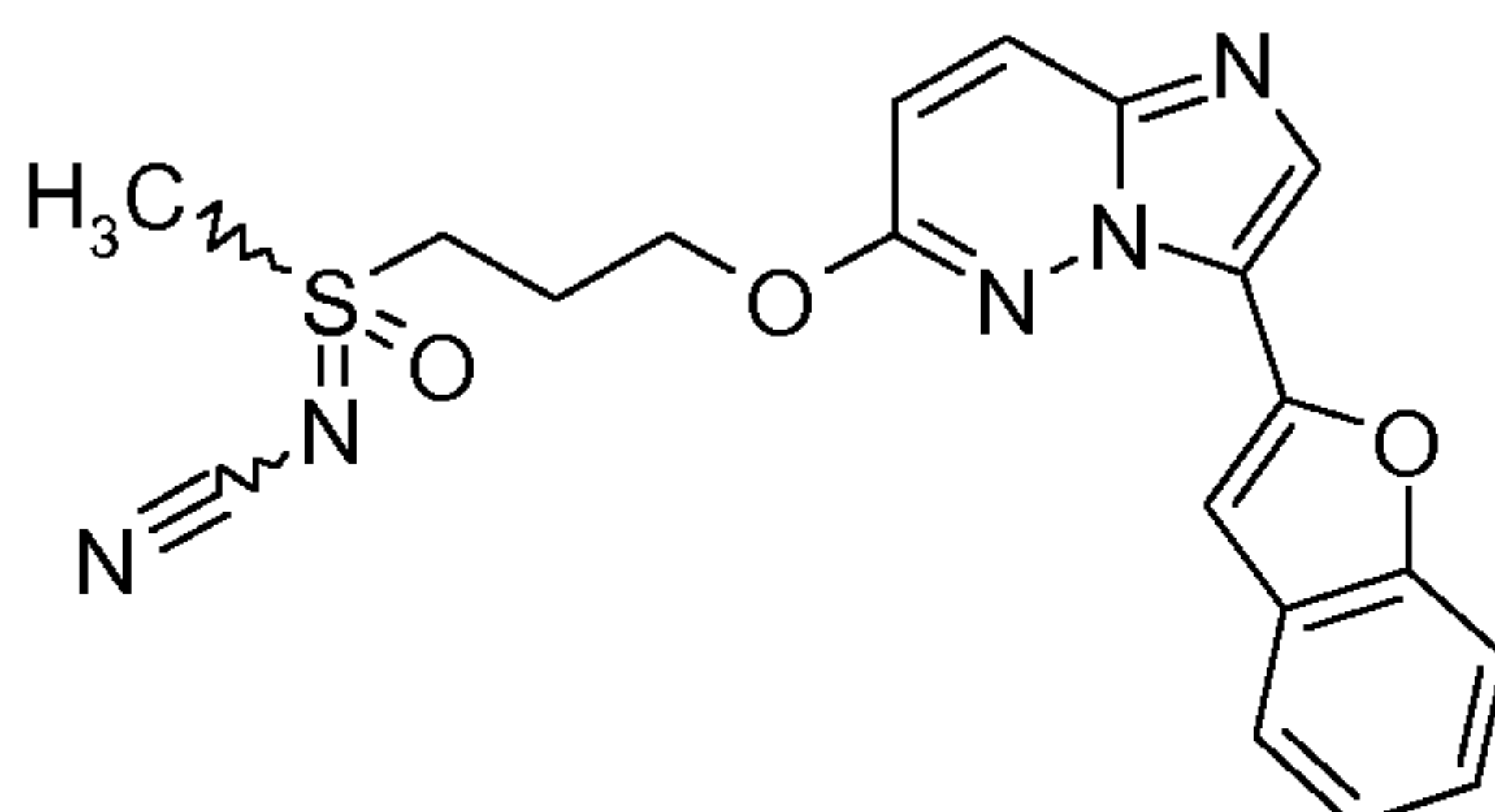
¹H-NMR (300 MHz, DMSO-d₆), δ [ppm]= 3.63-3.70 (3H), 4.37-4.46 (2H), 4.96-5.05 (2H), 7.01-7.09 (1H), 7.23-7.38 (2H), 7.61-7.72 (4H), 8.18-8.26 (2H).

LCMS (Method 3): R_t = 1.23 min; MS (ESIpos) m/z = 453 [M+H]⁺.

20

Example IV.8

[(3-{[3-(1-Benzofuran-2-yl)imidazo[1,2-*b*]pyridazin-6-yl]oxy}propyl)(methyl)oxido-lambda⁶-sulfanylidene]cyanamide



5 25 mL methanol were added to 1 g (2.64 mmol) [(3-{[3-(1-benzofuran-2-yl)imidazo[1,2-*b*]pyridazin-6-yl]oxy}propyl)(methyl)-lambda⁴-sulfanylidene]-cyanamide in 20 mL dichloromethane. To the clear solution 25 mL ethanol were added. 6.614 g (5.27 mmol) potassium peroxymonosulfate were dissolved in 24 mL water. 2.186 g (15.82 mmol) potassium carbonate were dissolved in 16 mL water and transferred to the potassium peroxymonosulfate solution. This solution was added in 40 min under vigorous stirring. After 19 h 200 mL dichloromethane and 50 mL of a saturated sodium thiosulfate solution was added and stirred for a few minutes. The layers were separated and the aqueous phase was extracted three times with 50 mL dichloromethane. The combined organic layers were dried over sodium sulfate, and concentrated. This residue was dissolved in 20 mL dichloromethane and 25 mL methanol. To the clear solution 25 mL ethanol were added. 6.61 g (5.27 mmol) potassium peroxymonosulfate were dissolved in 24 mL water. 2.19 g (15.85 mmol) potassium carbonate were dissolved in 16 mL water and transferred to the potassium peroxymonosulfate solution. This solution was added in 15 minutes under vigorous stirring. After 4 hours 200 mL dichloromethane and 30 mL of a saturated sodium thiosulfate solution was added and stirred for a few minutes. The layers were separated and the aqueous phase was extracted once with 50 mL dichloromethane. The combined organic layers were dried over sodium sulfate, and concentrated to yield 0.98 g (94%) of a yellow solid.

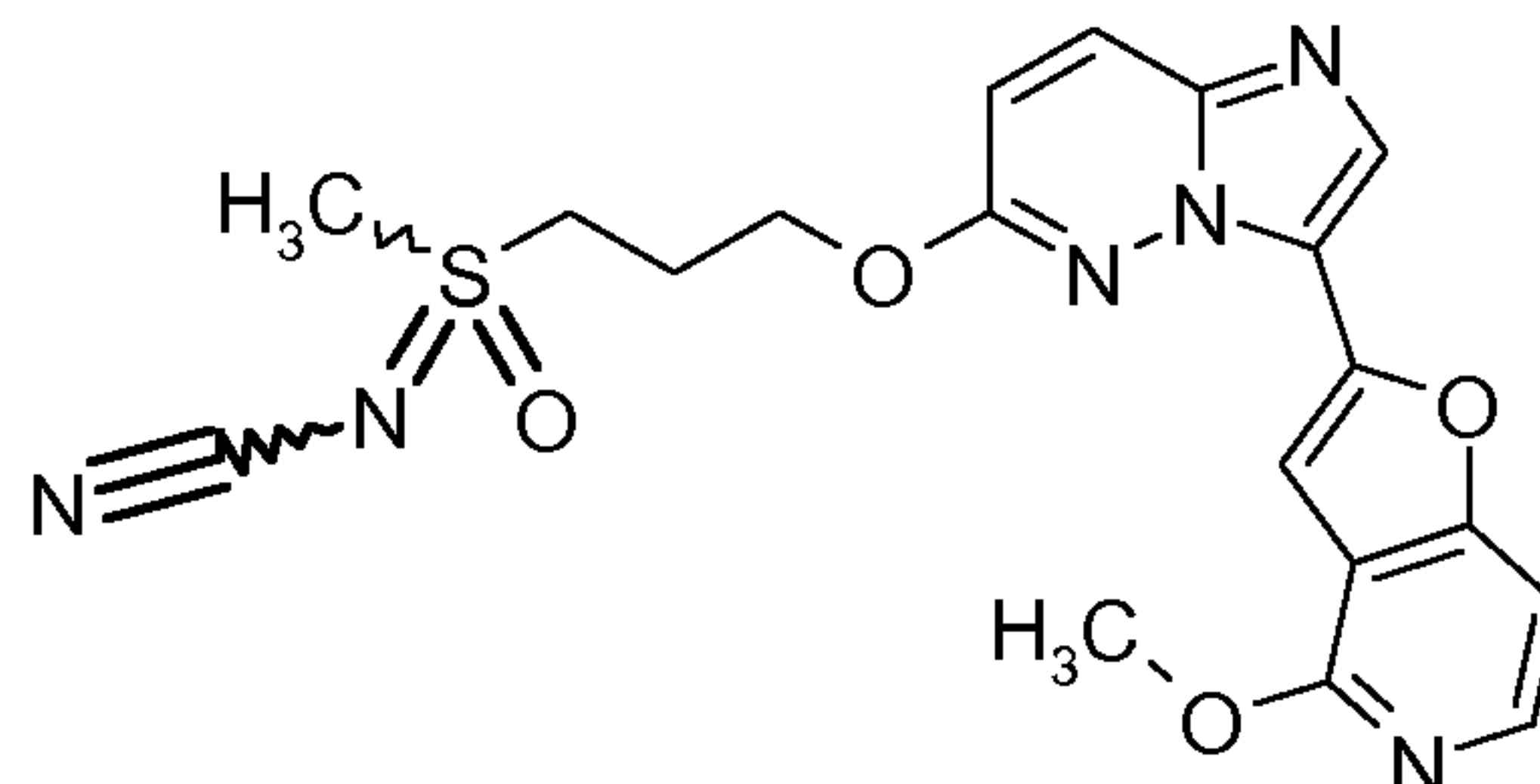
25 ¹H-NMR (300 MHz, DMSO-*d*₆), δ [ppm]= 2.34-2.45 (2H), 3.52 (3H), 3.84-3.93 (2H), 4.65 (2H), 7.02 (1H), 7.23-7.36 (2H), 7.62 (2H), 7.69-7.74 (1H), 8.13-8.21 (2H).

LC-MS (Method 2): R_t = 1.07 min; MS (ESIpos) m/z = 396 [M+H]⁺.

Example IV.9

[(3-[[3-(4-Methoxyfuro[3,2-c]pyridin-2-yl)imidazo[1,2-b]pyridazin-6-yl]oxy}propyl)(methyl)oxido-lambda⁶-sulfanylidene]cyanamide

5



To 50 mg (0.122 mmol) AI IV.11 in a mixture of 1 mL methanol, 1 mL ethanol and 1 mL dichloromethane were added 305 mg (0.244 mmol) potassium peroxymonosulfate in 1 mL of water and 101 mg (0.731 mmol) potassium carbonate in 1 mL of water. The mixture was stirred for 90 min at room temperature.

Aqueous sodium thiosulfate solution was added and the mixture was extracted with dichloromethane. The organic layer was separated, washed with water, dried over sodium sulfate and concentrated.

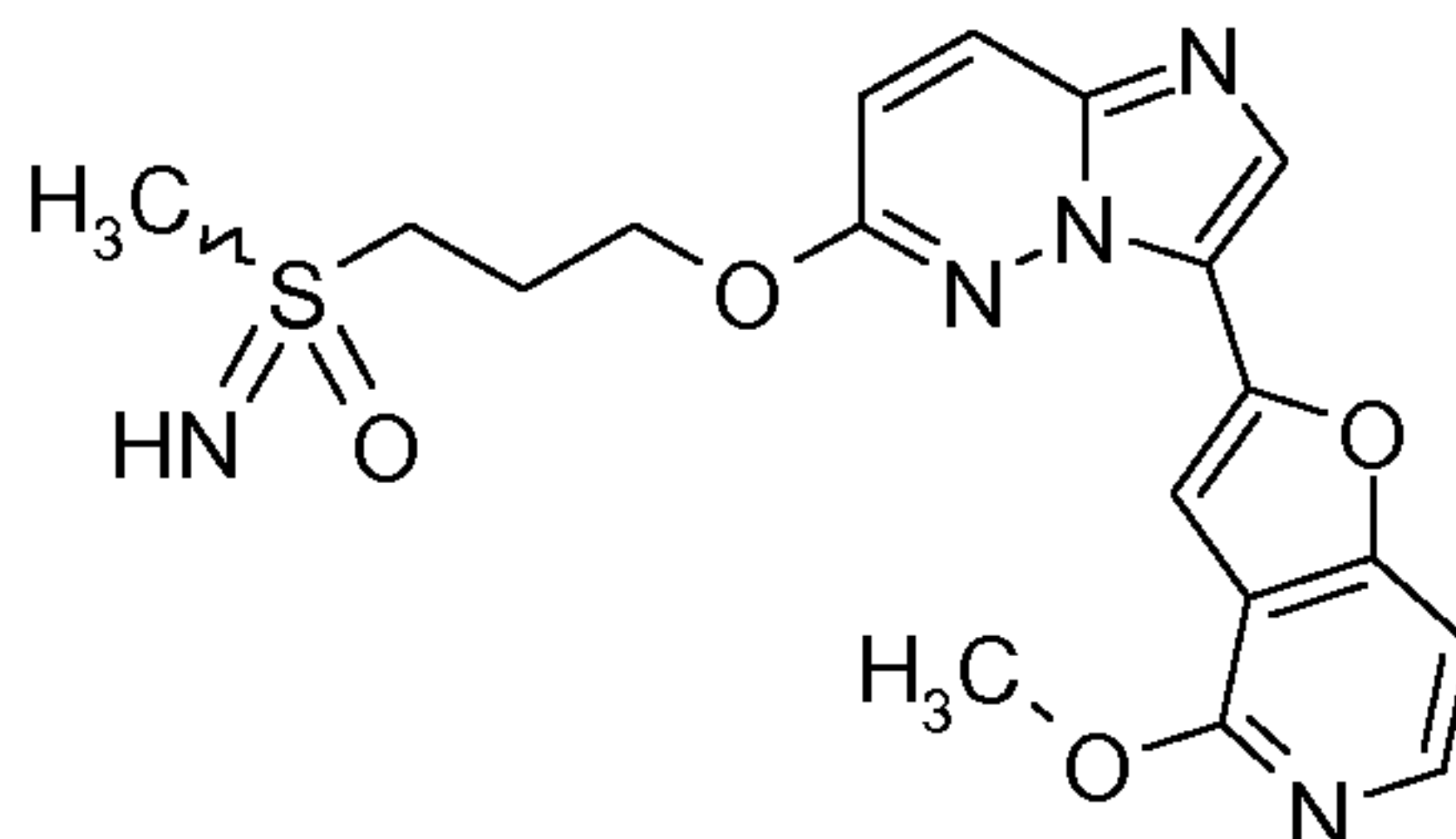
The obtained crude product was purified by HPLC to give 6 mg of the title compound as solid material.

¹H-NMR (400 MHz, DMSO-d₆), δ [ppm]= 2.36-2.44 (2H), 3.52 (3H), 3.82-3.91 (2H), 4.02 (3H), 4.59-4.66 (2H), 7.05 (1H), 7.37 (1H), 7.48 (1H), 8.05 (1H), 8.16-8.21 (2H).

LC-MS (Method 3): R_t = 0.97 min; MS (ESIpos) m/z = 427 [M+H]⁺.

20

25

Example IV.10**3-(4-Methoxyfuro[3,2-c]pyridin-2-yl)-6-[3-(*S*-methylsulfonimidoyl)propoxy]-imidazo[1,2-*b*]pyridazine**

5 50 mg (0.117 mmol) **Example IV.9** were suspended in 1 mL of a 50% aqueous sulfuric acid. The mixture was heated to 120°C for 2 h.

The pH of the mixture was adjusted to 12 with 10% aqueous sodium hydroxide. Brine was added and the aqueous layer was extracted with dichloromethane. The organic layers were dried over sodium sulfate and concentrated. The crude product
 10 was purified by HPLC to give 3 mg of a solid material.

¹H-NMR (400 MHz, DICHLOROMETHANE-*d*₂/CHLOROFORM-*d*), δ [ppm]= 2.47 (2H), 3.07 (3H), 3.40-3.46 (2H), 4.09 (3H), 4.68 (2H), 6.89 (1H), 7.17 (1H), 7.50 (1H), 7.93 (1H), 7.99 (1H).

LC-MS (Method 3): *R*_t = 0.83 min; MS (ESIpos) *m/z* = 402 [M+H]⁺.

15

Further, the compounds of formula (I) of the present invention can be converted to any salt as described herein, by any method which is known to the person skilled in the art. Similarly, any salt of a compound of formula (I) of the present invention can be converted into the free compound, by any method which is known to the
 20 person skilled in the art.

Pharmaceutical compositions of the compounds of the invention

This invention also relates to pharmaceutical compositions containing one or more compounds of the present invention. These compositions can be utilised to achieve
 25 the desired pharmacological effect by administration to a patient in need thereof.

A patient, for the purpose of this invention, is a mammal, including a human, in need of treatment for the particular condition or disease. Therefore, the present invention includes pharmaceutical compositions that are comprised of a pharmaceutically acceptable carrier and a pharmaceutically effective amount of a compound, or salt thereof, of the present invention. A pharmaceutically acceptable carrier is preferably a carrier that is relatively non-toxic and innocuous to a patient at concentrations consistent with effective activity of the active ingredient so that any side effects ascribable to the carrier do not vitiate the beneficial effects of the active ingredient. A pharmaceutically effective amount of compound is preferably that amount which produces a result or exerts an influence on the particular condition being treated. The compounds of the present invention can be administered with pharmaceutically-acceptable carriers well known in the art using any effective conventional dosage unit forms, including immediate, slow and timed release preparations, orally, parenterally, topically, nasally, ophthalmically, optically, sublingually, rectally, vaginally, and the like.

For oral administration, the compounds can be formulated into solid or liquid preparations such as capsules, pills, tablets, troches, lozenges, melts, powders, solutions, suspensions, or emulsions, and may be prepared according to methods known to the art for the manufacture of pharmaceutical compositions. The solid unit dosage forms can be a capsule that can be of the ordinary hard- or soft-shelled gelatine type containing, for example, surfactants, lubricants, and inert fillers such as lactose, sucrose, calcium phosphate, and corn starch.

In another embodiment, the compounds of this invention may be tableted with conventional tablet bases such as lactose, sucrose and cornstarch in combination with binders such as acacia, corn starch or gelatine, disintegrating agents intended to assist the break-up and dissolution of the tablet following administration such as potato starch, alginic acid, corn starch, and guar gum, gum tragacanth, acacia, lubricants intended to improve the flow of tablet granulation and to prevent the adhesion of tablet material to the surfaces of the tablet dies and punches, for example talc, stearic acid, or magnesium, calcium or zinc stearate, dyes, colouring agents, and flavouring agents such as peppermint, oil of wintergreen, or cherry flavouring, intended to enhance the aesthetic qualities of the tablets and make them more acceptable to the patient. Suitable excipients for use in oral liquid

dosage forms include dicalcium phosphate and diluents such as water and alcohols, for example, ethanol, benzyl alcohol, and polyethylene alcohols, either with or without the addition of a pharmaceutically acceptable surfactant, suspending agent or emulsifying agent. Various other materials may be present as coatings or
5 to otherwise modify the physical form of the dosage unit. For instance tablets, pills or capsules may be coated with shellac, sugar or both.

Dispersible powders and granules are suitable for the preparation of an aqueous suspension. They provide the active ingredient in admixture with a dispersing or wetting agent, a suspending agent and one or more preservatives. Suitable
10 dispersing or wetting agents and suspending agents are exemplified by those already mentioned above. Additional excipients, for example those sweetening, flavouring and colouring agents described above, may also be present.

The pharmaceutical compositions of this invention may also be in the form of oil-in-water emulsions. The oily phase may be a vegetable oil such as liquid paraffin or
15 a mixture of vegetable oils. Suitable emulsifying agents may be (1) naturally occurring gums such as gum acacia and gum tragacanth, (2) naturally occurring phosphatides such as soy bean and lecithin, (3) esters or partial esters derived from fatty acids and hexitol anhydrides, for example, sorbitan monooleate, (4) condensation products of said partial esters with ethylene oxide, for example,
20 polyoxyethylene sorbitan monooleate. The emulsions may also contain sweetening and flavouring agents.

Oily suspensions may be formulated by suspending the active ingredient in a vegetable oil such as, for example, arachis oil, olive oil, sesame oil or coconut oil, or in a mineral oil such as liquid paraffin. The oily suspensions may contain a
25 thickening agent such as, for example, beeswax, hard paraffin, or cetyl alcohol. The suspensions may also contain one or more preservatives, for example, ethyl or n-propyl p-hydroxybenzoate; one or more colouring agents; one or more flavouring agents; and one or more sweetening agents such as sucrose or saccharin.

30 Syrups and elixirs may be formulated with sweetening agents such as, for example, glycerol, propylene glycol, sorbitol or sucrose. Such formulations may also contain

a demulcent, and preservative, such as methyl and propyl parabens and flavouring and colouring agents.

The compounds of this invention may also be administered parenterally, that is, subcutaneously, intravenously, intraocularly, intrasynovially, intramuscularly, or
5 interperitoneally, as injectable dosages of the compound in preferably a physiologically acceptable diluent with a pharmaceutical carrier which can be a sterile liquid or mixture of liquids such as water, saline, aqueous dextrose and related sugar solutions, an alcohol such as ethanol, isopropanol, or hexadecyl alcohol, glycols such as propylene glycol or polyethylene glycol, glycerol ketals
10 such as 2,2-dimethyl-1,1-dioxolane-4-methanol, ethers such as poly(ethylene glycol) 400, an oil, a fatty acid, a fatty acid ester or, a fatty acid glyceride, or an acetylated fatty acid glyceride, with or without the addition of a pharmaceutically acceptable surfactant such as a soap or a detergent, suspending agent such as pectin, carbomers, methylcellulose, hydroxypropylmethylcellulose, or
15 carboxymethylcellulose, or emulsifying agent and other pharmaceutical adjuvants.

Illustrative of oils which can be used in the parenteral formulations of this invention are those of petroleum, animal, vegetable, or synthetic origin, for example, peanut oil, soybean oil, sesame oil, cottonseed oil, corn oil, olive oil, petrolatum and mineral oil. Suitable fatty acids include oleic acid, stearic acid,
20 isostearic acid and myristic acid. Suitable fatty acid esters are, for example, ethyl oleate and isopropyl myristate. Suitable soaps include fatty acid alkali metal, ammonium, and triethanolamine salts and suitable detergents include cationic detergents, for example dimethyl dialkyl ammonium halides, alkyl pyridinium halides, and alkylamine acetates ; anionic detergents, for example, alkyl, aryl, and
25 olefin sulfonates, alkyl, olefin, ether, and monoglyceride sulfates, and sulfosuccinates ; non-ionic detergents, for example, fatty amine oxides, fatty acid alkanolamides, and poly(oxyethylene-oxypropylene)s or ethylene oxide or propylene oxide copolymers ; and amphoteric detergents, for example, alkyl-beta-aminopropionates, and 2-alkylimidazoline quarternary ammonium salts, as well as
30 mixtures.

The parenteral compositions of this invention will typically contain from about 0.5% to about 25% by weight of the active ingredient in solution. Preservatives and

buffers may also be used advantageously. In order to minimise or eliminate irritation at the site of injection, such compositions may contain a non-ionic surfactant having a hydrophile-lipophile balance (HLB) preferably of from about 12 to about 17. The quantity of surfactant in such formulation preferably ranges from about 5% to about 15% by weight. The surfactant can be a single component having the above HLB or can be a mixture of two or more components having the desired HLB.

Illustrative of surfactants used in parenteral formulations are the class of polyethylene sorbitan fatty acid esters, for example, sorbitan monooleate and the high molecular weight adducts of ethylene oxide with a hydrophobic base, formed by the condensation of propylene oxide with propylene glycol.

The pharmaceutical compositions may be in the form of sterile injectable aqueous suspensions. Such suspensions may be formulated according to known methods using suitable dispersing or wetting agents and suspending agents such as, for example, sodium carboxymethylcellulose, methylcellulose, hydroxypropylmethylcellulose, sodium alginate, polyvinylpyrrolidone, gum tragacanth and gum acacia ; dispersing or wetting agents which may be a naturally occurring phosphatide such as lecithin, a condensation product of an alkylene oxide with a fatty acid, for example, polyoxyethylene stearate, a condensation product of ethylene oxide with a long chain aliphatic alcohol, for example, heptadeca-ethyleneoxycetanol, a condensation product of ethylene oxide with a partial ester derived from a fatty acid and a hexitol such as polyoxyethylene sorbitol monooleate, or a condensation product of an ethylene oxide with a partial ester derived from a fatty acid and a hexitol anhydride, for example polyoxyethylene sorbitan monooleate.

The sterile injectable preparation may also be a sterile injectable solution or suspension in a non-toxic parenterally acceptable diluent or solvent. Diluents and solvents that may be employed are, for example, water, Ringer's solution, isotonic sodium chloride solutions and isotonic glucose solutions. In addition, sterile fixed oils are conventionally employed as solvents or suspending media. For this purpose, any bland, fixed oil may be employed including synthetic mono- or diglycerides. In addition, fatty acids such as oleic acid can be used in the preparation of injectables.

A composition of the invention may also be administered in the form of suppositories for rectal administration of the drug. These compositions can be prepared by mixing the drug with a suitable non-irritation excipient which is solid at ordinary temperatures but liquid at the rectal temperature and will therefore melt in the rectum to release the drug. Such materials are, for example, cocoa butter and polyethylene glycol.

Another formulation employed in the methods of the present invention employs transdermal delivery devices ("patches"). Such transdermal patches may be used to provide continuous or discontinuous infusion of the compounds of the present invention in controlled amounts. The construction and use of transdermal patches for the delivery of pharmaceutical agents is well known in the art (see, e.g., US Patent No. 5,023,252, issued June 11, 1991, incorporated herein by reference). Such patches may be constructed for continuous, pulsatile, or on demand delivery of pharmaceutical agents.

Controlled release formulations for parenteral administration include liposomal, polymeric microsphere and polymeric gel formulations that are known in the art.

It may be desirable or necessary to introduce the pharmaceutical composition to the patient via a mechanical delivery device. The construction and use of mechanical delivery devices for the delivery of pharmaceutical agents is well known in the art. Direct techniques for, for example, administering a drug directly to the brain usually involve placement of a drug delivery catheter into the patient's ventricular system to bypass the blood-brain barrier. One such implantable delivery system, used for the transport of agents to specific anatomical regions of the body, is described in US Patent No. 5,011,472, issued April 30, 1991.

The compositions of the invention can also contain other conventional pharmaceutically acceptable compounding ingredients, generally referred to as carriers or diluents, as necessary or desired. Conventional procedures for preparing such compositions in appropriate dosage forms can be utilized. Such ingredients and procedures include those described in the following references, each of which is incorporated herein by reference: Powell, M.F. *et al.*, "Compendium of Excipients for Parenteral Formulations" PDA Journal of

Pharmaceutical Science & Technology 1998, 52(5), 238-311 ; Strickley, R.G "Parenteral Formulations of Small Molecule Therapeutics Marketed in the United States (1999)-Part-1" PDA Journal of Pharmaceutical Science & Technology 1999, 53(6), 324-349 ; and Nema, S. *et al.*, "Excipients and Their Use in Injectable Products" PDA Journal of Pharmaceutical Science & Technology 1997, 51(4), 166-171.

Commonly used pharmaceutical ingredients that can be used as appropriate to formulate the composition for its intended route of administration include:

10 **acidifying agents** (examples include but are not limited to acetic acid, citric acid, fumaric acid, hydrochloric acid, nitric acid) ;

alkalinizing agents (examples include but are not limited to ammonia solution, ammonium carbonate, diethanolamine, monoethanolamine, potassium hydroxide, sodium borate, sodium carbonate, sodium hydroxide, triethanolamine, triethylamine) ;

15 **adsorbents** (examples include but are not limited to powdered cellulose and activated charcoal) ;

aerosol propellants (examples include but are not limited to carbon dioxide, CCl₂F₂, F₂ClC-CClF₂ and CClF₃)

air displacement agents (examples include but are not limited to nitrogen and argon) ;

20 **antifungal preservatives** (examples include but are not limited to benzoic acid, butylparaben, ethylparaben, methylparaben, propylparaben, sodium benzoate) ;

antimicrobial preservatives (examples include but are not limited to benzalkonium chloride, benzethonium chloride, benzyl alcohol, cetylpyridinium chloride, chlorobutanol, phenol, phenylethyl alcohol, phenylmercuric nitrate and thimerosal) ;

antioxidants (examples include but are not limited to ascorbic acid, ascorbyl palmitate, butylated hydroxyanisole, butylated hydroxytoluene, hypophosphorus acid, monothioglycerol, propyl gallate, sodium ascorbate, sodium bisulfite, sodium formaldehyde sulfoxylate, sodium metabisulfite) ;

binding materials (examples include but are not limited to block polymers, natural and synthetic rubber, polyacrylates, polyurethanes, silicones, polysiloxanes and styrene-butadiene copolymers) ;

buffering agents (examples include but are not limited to potassium metaphosphate, dipotassium phosphate, sodium acetate, sodium citrate anhydrous and sodium citrate dihydrate)

carrying agents (examples include but are not limited to acacia syrup, aromatic syrup, aromatic elixir, cherry syrup, cocoa syrup, orange syrup, syrup, corn oil, mineral oil, peanut oil, sesame oil, bacteriostatic sodium chloride injection and bacteriostatic water for injection)

chelating agents (examples include but are not limited to edetate disodium and edetic acid)

colourants (examples include but are not limited to FD&C Red No. 3, FD&C Red No. 20, FD&C Yellow No. 6, FD&C Blue No. 2, D&C Green No. 5, D&C Orange No. 5, D&C Red No. 8, caramel and ferric oxide red) ;

clarifying agents (examples include but are not limited to bentonite) ;

emulsifying agents (examples include but are not limited to acacia, cetomacrogol, cetyl alcohol, glyceryl monostearate, lecithin, sorbitan monooleate, polyoxyethylene 50 monostearate) ;

encapsulating agents (examples include but are not limited to gelatin and cellulose acetate phthalate)

flavourants (examples include but are not limited to anise oil, cinnamon oil, cocoa, menthol, orange oil, peppermint oil and vanillin) ;

humectants (examples include but are not limited to glycerol, propylene glycol and sorbitol) ;

levigating agents (examples include but are not limited to mineral oil and glycerin) ;

oils (examples include but are not limited to arachis oil, mineral oil, olive oil, peanut oil, sesame oil and vegetable oil) ;

ointment bases (examples include but are not limited to lanolin, hydrophilic ointment, polyethylene glycol ointment, petrolatum, hydrophilic petrolatum, white
5 ointment, yellow ointment, and rose water ointment) ;

penetration enhancers (transdermal delivery) (examples include but are not limited to monohydroxy or polyhydroxy alcohols, mono-or polyvalent alcohols, saturated or unsaturated fatty alcohols, saturated or unsaturated fatty esters, saturated or unsaturated dicarboxylic acids, essential oils, phosphatidyl
10 derivatives, cephalin, terpenes, amides, ethers, ketones and ureas)

plasticizers (examples include but are not limited to diethyl phthalate and glycerol) ;

solvents (examples include but are not limited to ethanol, corn oil, cottonseed oil, glycerol, isopropanol, mineral oil, oleic acid, peanut oil, purified water, water for
15 injection, sterile water for injection and sterile water for irrigation) ;

stiffening agents (examples include but are not limited to cetyl alcohol, cetyl esters wax, microcrystalline wax, paraffin, stearyl alcohol, white wax and yellow wax) ;

suppository bases (examples include but are not limited to cocoa butter and
20 polyethylene glycols (mixtures)) ;

surfactants (examples include but are not limited to benzalkonium chloride, nonoxynol 10, octoxynol 9, polysorbate 80, sodium lauryl sulfate and sorbitan mono-palmitate) ;

suspending agents (examples include but are not limited to agar, bentonite,
25 carbomers, carboxymethylcellulose sodium, hydroxyethyl cellulose, hydroxypropyl cellulose, hydroxypropyl methylcellulose, kaolin, methylcellulose, tragacanth and veegum) ;

sweetening agents (examples include but are not limited to aspartame, dextrose, glycerol, mannitol, propylene glycol, saccharin sodium, sorbitol and sucrose) ;

tablet anti-adherents (examples include but are not limited to magnesium stearate and talc) ;

tablet binders (examples include but are not limited to acacia, alginic acid, carboxymethylcellulose sodium, compressible sugar, ethylcellulose, gelatin, liquid
5 glucose, methylcellulose, non-crosslinked polyvinyl pyrrolidone, and pregelatinized starch) ;

tablet and capsule diluents (examples include but are not limited to dibasic calcium phosphate, kaolin, lactose, mannitol, microcrystalline cellulose, powdered cellulose, precipitated calcium carbonate, sodium carbonate, sodium phosphate,
10 sorbitol and starch) ;

tablet coating agents (examples include but are not limited to liquid glucose, hydroxyethyl cellulose, hydroxypropyl cellulose, hydroxypropyl methylcellulose, methylcellulose, ethylcellulose, cellulose acetate phthalate and shellac) ;

tablet direct compression excipients (examples include but are not limited to
15 dibasic calcium phosphate) ;

tablet disintegrants (examples include but are not limited to alginic acid, carboxymethylcellulose calcium, microcrystalline cellulose, polacrillin potassium, cross-linked polyvinylpyrrolidone, sodium alginate, sodium starch glycollate and starch) ;

tablet glidants (examples include but are not limited to colloidal silica, corn starch
20 and talc) ;

tablet lubricants (examples include but are not limited to calcium stearate, magnesium stearate, mineral oil, stearic acid and zinc stearate) ;

tablet/capsule opaquants (examples include but are not limited to titanium
25 dioxide) ;

tablet polishing agents (examples include but are not limited to carnuba wax and white wax) ;

thickening agents (examples include but are not limited to beeswax, cetyl alcohol and paraffin) ;

tonicity agents (examples include but are not limited to dextrose and sodium chloride) ;

- 5 **viscosity increasing agents** (examples include but are not limited to alginic acid, bentonite, carbomers, carboxymethylcellulose sodium, methylcellulose, polyvinyl pyrrolidone, sodium alginate and tragacanth) ; and

10 **wetting agents** (examples include but are not limited to heptadecaethylene oxycetanol, lecithins, sorbitol monooleate, polyoxyethylene sorbitol monooleate, and polyoxyethylene stearate).

Pharmaceutical compositions according to the present invention can be illustrated as follows:

Sterile IV Solution: A 5 mg/mL solution of the desired compound of this invention can be made using sterile, injectable water, and the pH is adjusted if necessary.

- 15 The solution is diluted for administration to 1 - 2 mg/mL with sterile 5% dextrose and is administered as an IV infusion over about 60 minutes.

20 Lyophilised powder for IV administration: A sterile preparation can be prepared with (i) 100 - 1000 mg of the desired compound of this invention as a lyophilised powder, (ii) 32- 327 mg/mL sodium citrate, and (iii) 300 - 3000 mg Dextran 40. The formulation is reconstituted with sterile, injectable saline or dextrose 5% to a concentration of 10 to 20 mg/mL, which is further diluted with saline or dextrose 5% to 0.2 - 0.4 mg/mL, and is administered either IV bolus or by IV infusion over 15 - 60 minutes.

25 Intramuscular suspension: The following solution or suspension can be prepared, for intramuscular injection:

50 mg/mL of the desired, water-insoluble compound of this invention

5 mg/mL sodium carboxymethylcellulose

4 mg/mL TWEEN 80

9 mg/mL sodium chloride

9 mg/mL benzyl alcohol

Hard Shell Capsules: A large number of unit capsules are prepared by filling standard two-piece hard galantine capsules each with 100 mg of powdered active ingredient, 150 mg of lactose, 50 mg of cellulose and 6 mg of magnesium stearate.

Soft Gelatin Capsules: A mixture of active ingredient in a digestible oil such as soybean oil, cottonseed oil or olive oil is prepared and injected by means of a positive displacement pump into molten gelatin to form soft gelatin capsules containing 100 mg of the active ingredient. The capsules are washed and dried. The active ingredient can be dissolved in a mixture of polyethylene glycol, glycerin and sorbitol to prepare a water miscible medicine mix.

Tablets: A large number of tablets are prepared by conventional procedures so that the dosage unit is 100 mg of active ingredient, 0.2 mg. of colloidal silicon dioxide, 5 mg of magnesium stearate, 275 mg of microcrystalline cellulose, 11 mg. of starch, and 98.8 mg of lactose. Appropriate aqueous and non-aqueous coatings may be applied to increase palatability, improve elegance and stability or delay absorption.

Immediate Release Tablets/Capsules: These are solid oral dosage forms made by conventional and novel processes. These units are taken orally without water for immediate dissolution and delivery of the medication. The active ingredient is mixed in a liquid containing ingredient such as sugar, gelatin, pectin and sweeteners. These liquids are solidified into solid tablets or caplets by freeze drying and solid state extraction techniques. The drug compounds may be compressed with viscoelastic and thermoelastic sugars and polymers or effervescent components to produce porous matrices intended for immediate release, without the need of water.

Combination therapies

The compounds of this invention can be administered as the sole pharmaceutical agent or in combination with one or more other pharmaceutical agents where the combination causes no unacceptable adverse effects. The present invention relates also to such combinations. For example, the compounds of this invention can be combined with known anti-hyper-proliferative or other indication agents, and the like, as well as with admixtures and combinations thereof. Other indication agents include, but are not limited to, anti-angiogenic agents, mitotic inhibitors, alkylating agents, anti-metabolites, DNA-intercalating antibiotics, growth factor inhibitors, cell cycle inhibitors, enzyme inhibitors, topoisomerase inhibitors, biological response modifiers, or anti-hormones.

In accordance with an embodiment, the present invention relates to pharmaceutical combinations comprising :

- one or more first active ingredients selected from a compound of general formula (I) as defined *supra*, and
- one or more second active ingredients selected from chemotherapeutic anti-cancer agents.

The term “chemotherapeutic anti-cancer agents”, includes but is not limited to :

131I-chTNT, abarelix, abiraterone, aclarubicin, aldesleukin, alemtuzumab, alitretinoin, altretamine, aminoglutethimide, amrubicin, amsacrine, anastrozole, arglabin, arsenic trioxide, asparaginase, azacitidine, basiliximab, BAY 80-6946, BAY 1000394, BAY 86-9766 (RDEA 119), belotecan, bendamustine, bevacizumab, bexarotene, bicalutamide, bisantrene, bleomycin, bortezomib, buserelin, busulfan, cabazitaxel, calcium folinate, calcium levofolinate, capecitabine, carboplatin, carmofur, carmustine, catumaxomab, celecoxib, celmoleukin, cetuximab, chlorambucil, chlormadinone, chlormethine, cisplatin, cladribine, clodronic acid, clofarabine, crisantaspase, cyclophosphamide, cyproterone, cytarabine, dacarbazine, dactinomycin, darbepoetin alfa, dasatinib, daunorubicin, decitabine, degarelix, denileukin diftitox, denosumab, deslorelin, dibrospidium chloride, docetaxel, doxifluridine, doxorubicin, doxorubicin + estrone, eculizumab,

edrecolomab, elliptinium acetate, eltrombopag, endostatin, enocitabine, epirubicin, epitiostanol, epoetin alfa, epoetin beta, eptaplatin, eribulin, erlotinib, estradiol, estramustine, etoposide, everolimus, exemestane, fadrozole, filgrastim, fludarabine, fluorouracil, flutamide, formestane, fotemustine, fulvestrant, gallium
5 nitrate, ganirelix, gefitinib, gemcitabine, gemtuzumab, glutoxim, goserelin, histamine dihydrochloride, histrelin, hydroxycarbamide, I-125 seeds, ibandronic acid, ibritumomab tiuxetan, idarubicin, ifosfamide, imatinib, imiquimod, improsulfan, interferon alfa, interferon beta, interferon gamma, ipilimumab, irinotecan, ixabepilone, lanreotide, lapatinib, lenalidomide, lenograstim, lentinan,
10 letrozole, leuprorelin, levamisole, lisuride, lobaplatin, lomustine, lonidamine, masoprocol, medroxyprogesterone, megestrol, melphalan, mepitiostane, mercaptopurine, methotrexate, methoxsalen, Methyl aminolevulinate, methyltestosterone, mifamurtide, miltefosine, miriplatin, mitobronitol, mitoguazone, mitolactol, mitomycin, mitotane, mitoxantrone, nedaplatin,
15 nelarabine, nilotinib, nilutamide, nimotuzumab, nimustine, nitracrine, ofatumumab, omeprazole, oprelvekin, oxaliplatin, p53 gene therapy, paclitaxel, palifermin, palladium-103 seed, pamidronic acid, panitumumab, pazopanib, pegaspargase, PEG-epoetin beta (methoxy PEG-epoetin beta), pegfilgrastim, peginterferon alfa-2b, pemetrexed, pentazocine, pentostatin, peplomycin,
20 perfosfamide, picibanil, pirarubicin, plerixafor, plicamycin, poliglusam, polyestradiol phosphate, polysaccharide-K, porfimer sodium, pralatrexate, prednimustine, procarbazine, quinagolide, raloxifene, raltitrexed, ranimustine, razoxane, regorafenib, risedronic acid, rituximab, romidepsin, romiplostim, sargramostim, sipuleucel-T, sizofiran, sobuzoxane, sodium glycididazole, sorafenib,
25 streptozocin, sunitinib, talaporfin, tamibarotene, tamoxifen, tasonermin, teceleukin, tegafur, tegafur + gimeracil + oteracil, temoporfin, temozolomide, temsirolimus, teniposide, testosterone, tetrofosmin, thalidomide, thiotepa, thymalfasin, tioguanine, tocilizumab, topotecan, toremifene, tositumomab, trabectedin, trastuzumab, treosulfan, tretinoin, trilostane, triptorelin,
30 trofosfamide, tryptophan, ubenimex, valrubicin, vandetanib, vapreotide, vemurafenib, vinblastine, vincristine, vindesine, vinflunine, vinorelbine, vorinostat, vorozole, yttrium-90 glass microspheres, zinostatin, zinostatin stimalamer, zoledronic acid, zorubicin, or a combination thereof.

The additional pharmaceutical agent can be afinitor, aldesleukin, alendronic acid, alfaferone, alitretinoin, allopurinol, aloprim, aloxi, altretamine, aminoglutethimide, amifostine, amrubicin, amsacrine, anastrozole, anzmet, aranesp, arglabin, arsenic trioxide, aromasin, 5-azacytidine, azathioprine, BAY 80-
5 6946, BCG or tice BCG, bestatin, betamethasone acetate, betamethasone sodium phosphate, bexarotene, bleomycin sulfate, broxuridine , bortezomib, busulfan, calcitonin, campath, capecitabine, carboplatin, casodex, cefesone, celmoleukin, cerubidine, chlorambucil, cisplatin, cladribine, clodronic acid, cyclophosphamide, cytarabine, dacarbazine, dactinomycin, DaunoXome, decadron, decadron
10 phosphate, delestrogen, denileukin diftitox, depo-medrol, deslorelin, dexrazoxane, diethylstilbestrol, diflucan, docetaxel, doxifluridine, doxorubicin, dronabinol, DW-166HC, eligard, elitek, ellence, emend, epirubicin, epoetin alfa, epogen, eptaplatin, ergamisol, estrace, estradiol, estramustine phosphate sodium, ethinyl estradiol, ethylol, etidronic acid, etopophos, etoposide, fadrozole, farston,
15 filgrastim, finasteride, fligrastim, floxuridine, fluconazole, fludarabine, 5-fluorodeoxyuridine monophosphate, 5-fluorouracil (5-FU), fluoxymesterone, flutamide, formestane, fosteabine, fotemustine, fulvestrant, gammagard, gemcitabine, gemtuzumab, gleevec, gliadel, goserelin, granisetron HCl, histrelin, hycamtin, hydrocortone, eyrthro-hydroxynonyladenine, hydroxyurea, ibritumomab
20 tiuxetan, idarubicin, ifosfamide, interferon alpha, interferon-alpha 2, interferon alfa-2A, interferon alfa-2B, interferon alfa-n1, interferon alfa-n3, interferon beta, interferon gamma-1a, interleukin-2, intron A, iressa, irinotecan, kytril, lapatinib, lentinan sulfate, letrozole, leucovorin, leuprolide, leuprolide acetate, levamisole, levofolinic acid calcium salt, levothroid, levoxyl, lomustine, lonidamine, marinol,
25 mechlorethamine, mecobalamin, medroxyprogesterone acetate, megestrol acetate, melphalan, menest, 6-mercaptopurine, Mesna, methotrexate, metvix, miltefosine, minocycline, mitomycin C, mitotane, mitoxantrone, Modrenal, Myocet, nedaplatin, neulasta, neumega, neupogen, nilutamide, nolvadex, NSC-631570, OCT-43, octreotide, ondansetron HCl, orapred, oxaliplatin, paclitaxel, pediaped,
30 pegaspargase, Pegasys, pentostatin, picibanil, pilocarpine HCl, pirarubicin, plicamycin, porfimer sodium, prednimustine, prednisolone, prednisone, premarin, procarbazine, procrit, raltitrexed, RDEA 119, rebif, rhenium-186 etidronate, rituximab, roferon-A, romurtide, salagen, sandostatin, sargramostim, semustine, sizofiran, sobuzoxane, solu-medrol, sparfosic acid, stem-cell therapy, streptozocin,

strontium-89 chloride, sunitinib, synthroid, tamoxifen, tamsulosin, tasonermin, tastolactone, taxotere, teceleukin, temozolomide, teniposide, testosterone propionate, testred, thioguanine, thiotepa, thyrotropin, tiludronic acid, topotecan, toremifene, tositumomab, trastuzumab, treosulfan, tretinoin, trexall, 5 trimethylmelamine, trimetrexate, triptorelin acetate, triptorelin pamoate, UFT, uridine, valrubicin, vesnarinone, vinblastine, vincristine, vindesine, vinorelbine, virulizin, zinocard, zinostatin stimalamer, zofran, ABL-007, acolbifene, actimmune, affinitak, aminopterin, arzoxifene, asoprisnil, atamestane, atrasentan, sorafenib (BAY 43-9006), avastin, CCI-779, CDC-501, celebex, cetuximab, crisnatol, 10 cyproterone acetate, decitabine, DN-101, doxorubicin-MTC, dSLIM, dutasteride, edotecarin, eflornithine, exatecan, fenretinide, histamine dihydrochloride, histrelin hydrogel implant, holmium-166 DOTMP, ibandronic acid, interferon gamma, intron-PEG, ixabepilone, keyhole limpet hemocyanin, L-651582, lanreotide, lasofoxifene, libra, lonafarnib, miproxifene, minodronate, MS-209, 15 liposomal MTP-PE, MX-6, nafarelin, nemorubicin, neovastat, nolatrexed, oblimersen, onco-TCS, osidem, paclitaxel polyglutamate, pamidronate disodium, PN-401, QS-21, quazepam, R-1549, raloxifene, ranpirnase, 13-cis -retinoic acid, satraplatin, seocalcitol, T-138067, tarceva, taxoprexin, thymosin alpha 1, tiazofurine, tipifarnib, tirapazamine, TLK-286, toremifene, TransMID-107R, 20 valspodar, vapreotide, vatalanib, verteporfin, vinflunine, Z-100, zoledronic acid or combinations thereof.

Optional anti-hyper-proliferative agents which can be added to the composition include but are not limited to compounds listed on the cancer chemotherapy drug regimens in the 11th Edition of the Merck Index, (1996), which is hereby 25 incorporated by reference, such as asparaginase, bleomycin, carboplatin, carmustine, chlorambucil, cisplatin, colaspase, cyclophosphamide, cytarabine, dacarbazine, dactinomycin, daunorubicin, doxorubicin (adriamycine), epirubicin, epothilone, an epothilone derivative, etoposide, 5-fluorouracil, hexamethylmelamine, hydroxyurea, ifosfamide, irinotecan, leucovorin, lomustine, 30 mechlorethamine, 6-mercaptopurine, mesna, methotrexate, mitomycin C, mitoxantrone, prednisolone, prednisone, procarbazine, raloxifene, streptozocin, tamoxifen, thioguanine, topotecan, vinblastine, vincristine, and vindesine.

Other anti-hyper-proliferative agents suitable for use with the composition of the invention include but are not limited to those compounds acknowledged to be used in the treatment of neoplastic diseases in Goodman and Gilman's *The Pharmacological Basis of Therapeutics* (Ninth Edition), editor Molinoff *et al.*, publ. by McGraw-Hill, pages 1225-1287, (1996), which is hereby incorporated by reference, such as aminoglutethimide, L-asparaginase, azathioprine, 5-azacytidine, cladribine, busulfan, diethylstilbestrol, 2',2'-difluorodeoxycytidine, docetaxel, erythrohydroxynonyl adenine, ethinyl estradiol, 5-fluorodeoxyuridine, 5-fluorodeoxyuridine monophosphate, fludarabine phosphate, fluoxymesterone, flutamide, hydroxyprogesterone caproate, idarubicin, interferon, medroxyprogesterone acetate, megestrol acetate, melphalan, mitotane, paclitaxel, pentostatin, N-phosphonoacetyl-L-aspartate (PALA), plicamycin, semustine, teniposide, testosterone propionate, thiotepa, trimethylmelamine, uridine, and vinorelbine.

Other anti-hyper-proliferative agents suitable for use with the composition of the invention include but are not limited to other anti-cancer agents such as epothilone and its derivatives, irinotecan, raloxifene and topotecan.

The compounds of the invention may also be administered in combination with protein therapeutics. Such protein therapeutics suitable for the treatment of cancer or other angiogenic disorders and for use with the compositions of the invention include, but are not limited to, an interferon (e.g., interferon .alpha., .beta., or .gamma.) supraagonistic monoclonal antibodies, Tuebingen, TRP-1 protein vaccine, Colostrinin, anti-FAP antibody, YH-16, gemtuzumab, infliximab, cetuximab, trastuzumab, denileukin diftitox, rituximab, thymosin alpha 1, bevacizumab, mecasemin, mecasemin rinfabate, oprelvekin, natalizumab, rhMBL, MFE-CP1 + ZD-2767-P, ABT-828, ErbB2-specific immunotoxin, SGN-35, MT-103, rinfabate, AS-1402, B43-genistein, L-19 based radioimmunotherapeutics, AC-9301, NY-ESO-1 vaccine, IMC-1C11, CT-322, rhCC10, r(m)CRP, MORAb-009, aviscumine, MDX-1307, Her-2 vaccine, APC-8024, NGR-hTNF, rhH1.3, IGN-311, Endostatin, volociximab, PRO-1762, lexatumumab, SGN-40, pertuzumab, EMD-273063, L19-IL-2 fusion protein, PRX-321, CNTO-328, MDX-214, tigapotide, CAT-3888, labetuzumab, alpha-particle-emitting radioisotope-llinked lintuzumab, EM-1421, HyperAcute vaccine, tucotuzumab celmoleukin, galiximab, HPV-16-E7, Javelin - prostate

cancer, Javelin - melanoma, NY-ESO-1 vaccine, EGF vaccine, CYT-004-MelQbG10, WT1 peptide, oregovomab, ofatumumab, zalutumumab, cintredekin besudotox, WX-G250, Albuferon, aflibercept, denosumab, vaccine, CTP-37, efungumab, or 131I-chTNT-1/B. Monoclonal antibodies useful as the protein therapeutic include, 5 but are not limited to, muromonab-CD3, abciximab, edrecolomab, daclizumab, gentuzumab, alemtuzumab, ibritumomab, cetuximab, bevicizumab, efalizumab, adalimumab, omalizumab, muromomab-CD3, rituximab, daclizumab, trastuzumab, palivizumab, basiliximab, and infliximab.

The compounds of the invention may also be combined with biological therapeutic 10 agents, such as antibodies (e.g. avastin, rituxan, erbitux, herceptin), or recombinant proteins.

In accordance with an embodiment, the present invention relates to pharmaceutical combinations comprising :

- 15 - one or more compounds of general formula (I), *supra*, or a stereoisomer, a tautomer, an N-oxide, a hydrate, a solvate, or a salt thereof, particularly a pharmaceutically acceptable salt thereof, or a mixture of same ;
and
- one or more agents selected from : a taxane, such as Docetaxel, Paclitaxel, 20 lapatinib, sunitinib, or Taxol; an epothilone, such as Ixabepilone, Patupilone, or Sagopilone; Mitoxantrone; Prednisolone; Dexamethasone; Estramustin; Vinblastin; Vincristin; Doxorubicin; Adriamycin; Idarubicin; Daunorubicin; Bleomycin; Etoposide; Cyclophosphamide; Ifosfamide; Procarbazine; Melphalan; 5-Fluorouracil; Capecitabine; Fludarabine; Cytarabine; Ara-C; 2-Chloro-2'-deoxyadenosine; 25 Thioguanine; an anti-androgen, such as Flutamide, Cyproterone acetate, or Bicalutamide; Bortezomib; a platinum derivative, such as Cisplatin, or Carboplatin; Chlorambucil; Methotrexate; and Rituximab.

The compounds of the invention may also be in combination with antiangiogenesis 30 agents, such as, for example, with avastin, axitinib, DAST, recentin, sorafenib or sunitinib. Combinations with inhibitors of proteasomes or mTOR inhibitors, or anti-hormones or steroidal metabolic enzyme inhibitors are also possible.

Generally, the use of cytotoxic and/or cytostatic agents in combination with a compound or composition of the present invention will serve to:

- (1) yield better efficacy in reducing the growth of a tumour or even eliminate the tumour as compared to administration of either agent alone,
- 5 (2) provide for the administration of lesser amounts of the administered chemotherapeutic agents,
- (3) provide for a chemotherapeutic treatment that is well tolerated in the patient with fewer deleterious pharmacological complications than observed with single agent chemotherapies and certain other combined therapies,
- 10 (4) provide for treating a broader spectrum of different cancer types in mammals, especially humans,
- (5) provide for a higher response rate among treated patients,
- (6) provide for a longer survival time among treated patients compared to standard chemotherapy treatments,
- 15 (7) provide a longer time for tumour progression, and/or
- (8) yield efficacy and tolerability results at least as good as those of the agents used alone, compared to known instances where other cancer agent combinations produce antagonistic effects.

20 **Methods of Sensitizing Cells to Radiation**

In a distinct embodiment of the present invention, a compound of the present invention may be used to sensitize a cell to radiation. That is, treatment of a cell with a compound of the present invention prior to radiation treatment of the cell renders the cell more susceptible to DNA damage and cell death than the cell
25 would be in the absence of any treatment with a compound of the invention. In one aspect, the cell is treated with at least one compound of the invention.

Thus, the present invention also provides a method of killing a cell, wherein a cell is administered one or more compounds of the invention in combination with conventional radiation therapy.

The present invention also provides a method of rendering a cell more susceptible to cell death, wherein the cell is treated with one or more compounds of the invention prior to the treatment of the cell to cause or induce cell death. In one aspect, after the cell is treated with one or more compounds of the invention, the cell is treated with at least one compound, or at least one method, or a combination thereof, in order to cause DNA damage for the purpose of inhibiting the function of the normal cell or killing the cell.

In one embodiment, a cell is killed by treating the cell with at least one DNA damaging agent. That is, after treating a cell with one or more compounds of the invention to sensitize the cell to cell death, the cell is treated with at least one DNA damaging agent to kill the cell. DNA damaging agents useful in the present invention include, but are not limited to, chemotherapeutic agents (e.g., cisplatinum), ionizing radiation (X-rays, ultraviolet radiation), carcinogenic agents, and mutagenic agents.

In another embodiment, a cell is killed by treating the cell with at least one method to cause or induce DNA damage. Such methods include, but are not limited to, activation of a cell signalling pathway that results in DNA damage when the pathway is activated, inhibiting of a cell signalling pathway that results in DNA damage when the pathway is inhibited, and inducing a biochemical change in a cell, wherein the change results in DNA damage. By way of a non-limiting example, a DNA repair pathway in a cell can be inhibited, thereby preventing the repair of DNA damage and resulting in an abnormal accumulation of DNA damage in a cell.

In one aspect of the invention, a compound of the invention is administered to a cell prior to the radiation or other induction of DNA damage in the cell. In another aspect of the invention, a compound of the invention is administered to a cell concomitantly with the radiation or other induction of DNA damage in the cell. In yet another aspect of the invention, a compound of the invention is administered to a cell immediately after radiation or other induction of DNA damage in the cell has begun.

In another aspect, the cell is in vitro. In another embodiment, the cell is in vivo.

As mentioned supra, the compounds of the present invention have surprisingly been found to effectively inhibit MKNK-1 and may therefore be used for the treatment or prophylaxis of diseases of uncontrolled cell growth, proliferation and/or survival, inappropriate cellular immune responses, or inappropriate cellular inflammatory responses, or diseases which are accompanied with uncontrolled cell growth, proliferation and/or survival, inappropriate cellular immune responses, or inappropriate cellular inflammatory responses, particularly in which the uncontrolled cell growth, proliferation and/or survival, inappropriate cellular immune responses, or inappropriate cellular inflammatory responses is mediated by MKNK-1, such as, for example, haematological tumours, solid tumours, and/or metastases thereof, e.g. leukaemias and myelodysplastic syndrome, malignant lymphomas, head and neck tumours including brain tumours and brain metastases, tumours of the thorax including non-small cell and small cell lung tumours, gastrointestinal tumours, endocrine tumours, mammary and other gynaecological tumours, urological tumours including renal, bladder and prostate tumours, skin tumours, and sarcomas, and/or metastases thereof.

In accordance with another aspect therefore, the present invention covers a compound of general formula (I), or a stereoisomer, a tautomer, an N-oxide, a hydrate, a solvate, or a salt thereof, particularly a pharmaceutically acceptable salt thereof, or a mixture of same, as described and defined herein, for use in the treatment or prophylaxis of a disease, as mentioned supra.

Another particular aspect of the present invention is therefore the use of a compound of general formula (I), described supra, or a stereoisomer, a tautomer, an N-oxide, a hydrate, a solvate, or a salt thereof, particularly a pharmaceutically acceptable salt thereof, or a mixture of same, for the prophylaxis or treatment of a disease.

30

Another particular aspect of the present invention is therefore the use of a compound of general formula (I) described supra for manufacturing a pharmaceutical composition for the treatment or prophylaxis of a disease.

5 The diseases referred to in the two preceding paragraphs are diseases of uncontrolled cell growth, proliferation and/or survival, inappropriate cellular immune responses, or inappropriate cellular inflammatory responses, or diseases which are accompanied with uncontrolled cell growth, proliferation and/or survival, inappropriate cellular immune responses, or inappropriate cellular inflammatory responses, particularly in which the uncontrolled cell growth, proliferation and/or survival, inappropriate cellular immune responses, or inappropriate cellular inflammatory responses is mediated by MKNK-1, such as, for example, haematological tumours, solid tumours, and/or metastases thereof, e.g. leukaemias and myelodysplastic syndrome, malignant lymphomas, head and neck
10 tumours including brain tumours and brain metastases, tumours of the thorax including non-small cell and small cell lung tumours, gastrointestinal tumours, endocrine tumours, mammary and other gynaecological tumours, urological tumours including renal, bladder and prostate tumours, skin tumours, and sarcomas, and/or metastases thereof.

20 The term “inappropriate” within the context of the present invention, in particular in the context of “inappropriate cellular immune responses, or inappropriate cellular inflammatory responses”, as used herein, is to be understood as preferably meaning a response which is less than, or greater than normal, and which is
25 associated with, responsible for, or results in, the pathology of said diseases.

Preferably, the use is in the treatment or prophylaxis of diseases, wherein the diseases are haematological tumours, solid tumours and/or metastases thereof.

30 **Method of treating hyper-proliferative disorders**

The present invention relates to a method for using the compounds of the present invention and compositions thereof, to treat mammalian hyper-proliferative disorders. Compounds can be utilized to inhibit, block, reduce, decrease, etc., cell

proliferation and/or cell division, and/or produce apoptosis. This method comprises administering to a mammal in need thereof, including a human, an amount of a compound of this invention, or a pharmaceutically acceptable salt, isomer, polymorph, metabolite, hydrate, solvate or ester thereof ; etc. which is effective to treat the disorder. Hyper-proliferative disorders include but are not limited, e.g., psoriasis, keloids, and other hyperplasias affecting the skin, benign prostate hyperplasia (BPH), solid tumours, such as cancers of the breast, respiratory tract, brain, reproductive organs, digestive tract, urinary tract, eye, liver, skin, head and neck, thyroid, parathyroid and their distant metastases. Those disorders also include lymphomas, sarcomas, and leukaemias.

Examples of breast cancer include, but are not limited to invasive ductal carcinoma, invasive lobular carcinoma, ductal carcinoma in situ, and lobular carcinoma in situ.

Examples of cancers of the respiratory tract include, but are not limited to small-cell and non-small-cell lung carcinoma, as well as bronchial adenoma and pleuropulmonary blastoma.

Examples of brain cancers include, but are not limited to brain stem and hypophthalmic glioma, cerebellar and cerebral astrocytoma, medulloblastoma, ependymoma, as well as neuroectodermal and pineal tumour.

Tumours of the male reproductive organs include, but are not limited to prostate and testicular cancer. Tumours of the female reproductive organs include, but are not limited to endometrial, cervical, ovarian, vaginal, and vulvar cancer, as well as sarcoma of the uterus.

Tumours of the digestive tract include, but are not limited to anal, colon, colorectal, oesophageal, gallbladder, gastric, pancreatic, rectal, small-intestine, and salivary gland cancers.

Tumours of the urinary tract include, but are not limited to bladder, penile, kidney, renal pelvis, ureter, urethral and human papillary renal cancers.

Eye cancers include, but are not limited to intraocular melanoma and retinoblastoma.

Examples of liver cancers include, but are not limited to hepatocellular carcinoma (liver cell carcinomas with or without fibrolamellar variant), cholangiocarcinoma (intrahepatic bile duct carcinoma), and mixed hepatocellular cholangiocarcinoma.

5 Skin cancers include, but are not limited to squamous cell carcinoma, Kaposi's sarcoma, malignant melanoma, Merkel cell skin cancer, and non-melanoma skin cancer.

Head-and-neck cancers include, but are not limited to laryngeal, hypopharyngeal, nasopharyngeal, oropharyngeal cancer, lip and oral cavity cancer and squamous cell. Lymphomas include, but are not limited to AIDS-related lymphoma, non-10 Hodgkin's lymphoma, cutaneous T-cell lymphoma, Burkitt lymphoma, Hodgkin's disease, and lymphoma of the central nervous system.

Sarcomas include, but are not limited to sarcoma of the soft tissue, osteosarcoma, malignant fibrous histiocyoma, lymphosarcoma, and rhabdomyosarcoma.

15 Leukemias include, but are not limited to acute myeloid leukemia, acute lymphoblastic leukemia, chronic lymphocytic leukemia, chronic myelogenous leukemia, and hairy cell leukemia.

These disorders have been well characterized in humans, but also exist with a similar etiology in other mammals, and can be treated by administering pharmaceutical compositions of the present invention.

20 The term "treating" or "treatment" as stated throughout this document is used conventionally, e.g., the management or care of a subject for the purpose of combating, alleviating, reducing, relieving, improving the condition of, *etc.*, of a disease or disorder, such as a carcinoma.

25 Methods of treating kinase disorders

The present invention also provides methods for the treatment of disorders associated with aberrant mitogen extracellular kinase activity, including, but not limited to stroke, heart failure, hepatomegaly, cardiomegaly, diabetes, Alzheimer's disease, cystic fibrosis, symptoms of xenograft rejections, septic shock or asthma.

Effective amounts of compounds of the present invention can be used to treat such disorders, including those diseases (e.g., cancer) mentioned in the Background section above. Nonetheless, such cancers and other diseases can be treated with compounds of the present invention, regardless of the mechanism of action and/or
5 the relationship between the kinase and the disorder.

The phrase “aberrant kinase activity” or “aberrant tyrosine kinase activity,” includes any abnormal expression or activity of the gene encoding the kinase or of the polypeptide it encodes. Examples of such aberrant activity, include, but are not limited to, over-expression of the gene or polypeptide ; gene amplification ;
10 mutations which produce constitutively-active or hyperactive kinase activity ; gene mutations, deletions, substitutions, additions, etc.

The present invention also provides for methods of inhibiting a kinase activity, especially of mitogen extracellular kinase, comprising administering an effective amount of a compound of the present invention, including salts, polymorphs,
15 metabolites, hydrates, solvates, prodrugs (e.g.: esters) thereof, and diastereoisomeric forms thereof. Kinase activity can be inhibited in cells (e.g., *in vitro*), or in the cells of a mammalian subject, especially a human patient in need of treatment.

Methods of treating angiogenic disorders

20 The present invention also provides methods of treating disorders and diseases associated with excessive and/or abnormal angiogenesis.

Inappropriate and ectopic expression of angiogenesis can be deleterious to an organism. A number of pathological conditions are associated with the growth of extraneous blood vessels. These include, e.g., diabetic retinopathy, ischemic
25 retinal-vein occlusion, and retinopathy of prematurity [Aiello et al. New Engl. J. Med. 1994, 331, 1480 ; Peer et al. Lab. Invest. 1995, 72, 638], age-related macular degeneration [AMD ; see, Lopez et al. Invest. Ophthalmol. Vis. Sci. 1996, 37, 855], neovascular glaucoma, psoriasis, retrolental fibroplasias, angiofibroma, inflammation, rheumatoid arthritis (RA), restenosis, in-stent restenosis, vascular
30 graft restenosis, etc. In addition, the increased blood supply associated with cancerous and neoplastic tissue, encourages growth, leading to rapid tumour

enlargement and metastasis. Moreover, the growth of new blood and lymph vessels in a tumour provides an escape route for renegade cells, encouraging metastasis and the consequence spread of the cancer. Thus, compounds of the present invention can be utilized to treat and/or prevent any of the aforementioned angiogenesis disorders, e.g., by inhibiting and/or reducing blood vessel formation ;
5 by inhibiting, blocking, reducing, decreasing, etc. endothelial cell proliferation or other types involved in angiogenesis, as well as causing cell death or apoptosis of such cell types.

Dose and administration

10 Based upon standard laboratory techniques known to evaluate compounds useful for the treatment of hyper-proliferative disorders and angiogenic disorders, by standard toxicity tests and by standard pharmacological assays for the determination of treatment of the conditions identified above in mammals, and by comparison of these results with the results of known medicaments that are used
15 to treat these conditions, the effective dosage of the compounds of this invention can readily be determined for treatment of each desired indication. The amount of the active ingredient to be administered in the treatment of one of these conditions can vary widely according to such considerations as the particular compound and dosage unit employed, the mode of administration, the period of
20 treatment, the age and sex of the patient treated, and the nature and extent of the condition treated.

The total amount of the active ingredient to be administered will generally range from about 0.001 mg/kg to about 200 mg/kg body weight per day, and preferably from about 0.01 mg/kg to about 20 mg/kg body weight per day. Clinically useful
25 dosing schedules will range from one to three times a day dosing to once every four weeks dosing. In addition, "drug holidays" in which a patient is not dosed with a drug for a certain period of time, may be beneficial to the overall balance between pharmacological effect and tolerability. A unit dosage may contain from about 0.5 mg to about 1500 mg of active ingredient, and can be administered one or more
30 times per day or less than once a day. The average daily dosage for administration by injection, including intravenous, intramuscular, subcutaneous and parenteral injections, and use of infusion techniques will preferably be from 0.01 to 200

mg/kg of total body weight. The average daily rectal dosage regimen will preferably be from 0.01 to 200 mg/kg of total body weight. The average daily vaginal dosage regimen will preferably be from 0.01 to 200 mg/kg of total body weight. The average daily topical dosage regimen will preferably be from 0.1 to 200 mg administered between one to four times daily. The transdermal concentration will preferably be that required to maintain a daily dose of from 0.01 to 200 mg/kg. The average daily inhalation dosage regimen will preferably be from 0.01 to 100 mg/kg of total body weight.

Of course the specific initial and continuing dosage regimen for each patient will vary according to the nature and severity of the condition as determined by the attending diagnostician, the activity of the specific compound employed, the age and general condition of the patient, time of administration, route of administration, rate of excretion of the drug, drug combinations, and the like. The desired mode of treatment and number of doses of a compound of the present invention or a pharmaceutically acceptable salt or ester or composition thereof can be ascertained by those skilled in the art using conventional treatment tests.

Preferably, the diseases of said method are haematological tumours, solid tumour and/or metastases thereof.

The compounds of the present invention can be used in particular in therapy and prevention, i.e. prophylaxis, of tumour growth and metastases, especially in solid tumours of all indications and stages with or without pre-treatment of the tumour growth.

Methods of testing for a particular pharmacological or pharmaceutical property are well known to persons skilled in the art.

The example testing experiments described herein serve to illustrate the present invention and the invention is not limited to the examples given.

Biological assays:

Examples were tested in selected biological assays one or more times. When tested more than once, data are reported as either average values or as median values, wherein

- the average value, also referred to as the arithmetic mean value, represents the sum of the values obtained divided by the number of times tested, and
- the median value represents the middle number of the group of values when ranked in ascending or descending order. If the number of values in the data set is odd, the median is the middle value. If the number of values in the data set is even, the median is the arithmetic mean of the two middle values.

Examples were synthesized one or more times. When synthesized more than once, data from biological assays represent average values or median values calculated utilizing data sets obtained from testing of one or more synthetic batch.

MKNK1 kinase assay

MKNK1-inhibitory activity of compounds of the present invention was quantified employing the MKNK1 TR-FRET assay as described in the following paragraphs.

A recombinant fusion protein of Glutathione-S-Transferase (GST, N-terminally) and human full-length MKNK1 (amino acids 1-424 and T344D of accession number BAA19885.1), expressed in insect cells using baculovirus expression system and purified via glutathione sepharose affinity chromatography, was purchased from Carna Biosciences (product no 02-145) and used as enzyme. As substrate for the kinase reaction the biotinylated peptide biotin-Ahx-IKKRKLTRRKSLKG (C-terminus in amide form) was used which can be purchased e.g. from the company Biosyntan (Berlin-Buch, Germany).

For the assay 50 nL of a 100fold concentrated solution of the test compound in DMSO was pipetted into a black low volume 384well microtiter plate (Greiner Bio-One, Frickenhausen, Germany), 2 µL of a solution of MKNK1 in aqueous assay buffer [50 mM HEPES pH 7.5, 5 mM magnesium chloride, 1.0 mM dithiothreitol, 0.005% (v/v) Nonidet-P40 (Sigma)] was added and the mixture was incubated for 15 min at

22 °C to allow pre-binding of the test compounds to the enzyme before the start of the kinase reaction. Then the kinase reaction was started by the addition of 3 µL of a solution of adenosine-tri-phosphate (ATP, 16.7 µM => final conc. in the 5 µL assay volume is 10 µM) and substrate (0.1 µM => final conc. in the 5 µL assay volume is 5 0.06 µM) in assay buffer and the resulting mixture was incubated for a reaction time of 45 min at 22 °C. The concentration of MKNK1 was adjusted depending of the activity of the enzyme lot and was chosen appropriate to have the assay in the linear range, typical concentrations were in the range of 0.05 µg/ml. The reaction was stopped by the addition of 5 µL of a solution of TR-FRET detection reagents (5 10 nM streptavidine-XL665 [Cisbio Bioassays, Codolet, France] and 1 nM anti-ribosomal protein S6 (pSer236)-antibody from Invitrogen [# 44921G] and 1 nM LANCE EU-W1024 labeled ProteinG [Perkin-Elmer, product no. AD0071]) in an aqueous EDTA-solution (100 mM EDTA, 0.1 % (w/v) bovine serum albumin in 50 mM HEPES pH 7.5).

The resulting mixture was incubated for 1 h at 22 °C to allow the formation of 15 complex between the phosphorylated biotinylated peptide and the detection reagents. Subsequently the amount of phosphorylated substrate was evaluated by measurement of the resonance energy transfer from the Eu-chelate to the streptavidine-XL. Therefore, the fluorescence emissions at 620 nm and 665 nm after excitation at 350 nm were measured in a TR-FRET reader, e.g. a Rubystar 20 (BMG Labtechnologies, Offenburg, Germany) or a Viewlux (Perkin-Elmer). The ratio of the emissions at 665 nm and at 622 nm was taken as the measure for the amount of phosphorylated substrate. The data were normalised (enzyme reaction without inhibitor = 0 % inhibition, all other assay components but no enzyme = 100 % inhibition). Usually the test compounds were tested on the same microtiterplate in 25 11 different concentrations in the range of 20 µM to 0.1 nM (20 µM, 5.9 µM, 1.7 µM, 0.51 µM, 0.15 µM, 44 nM, 13 nM, 3.8 nM, 1.1 nM, 0.33 nM and 0.1 nM, the dilution series prepared separately before the assay on the level of the 100fold concentrated solutions in DMSO by serial 1:3.4 dilutions) in duplicate values for each concentration and IC50 values were calculated by a 4 parameter fit.

30

Table 1: MKNK1 IC50s

Example	MKNK1 IC50 [nM]
I.1	21
I.2	11
I.3	27
I.4	16
II.1	2
II.2	4
II.3	5
II.4	10
III.1	5
III.2	5
III.3	2
III.4	7
III.5	15
III.6	48
III.7	61
III.8	70
III.9	17
III.10	11
III.11	17
III.12	12
III.13	28
III.14	60
IV.1	9
IV.2	2
IV.3	13
IV.4	4
IV.5	15
IV.6	8
IV.7	47
IV.8	7
IV.9	9
IV.10	9

CDK2/CycE kinase assay

CDK2/CycE -inhibitory activity of compounds of the present invention was quantified employing the CDK2/CycE TR-FRET assay as described in the following paragraphs.

- 5 Recombinant fusion proteins of GST and human CDK2 and of GST and human CycE, expressed in insect cells (Sf9) and purified by Glutathion-Sepharose affinity chromatography, were purchased from ProQinase GmbH (Freiburg, Germany). As substrate for the kinase reaction biotinylated peptide biotin-Ttds-YISPLKSPYKISEG (C-terminus in amid form) was used which can be purchased e.g. from the company
10 JERINI peptide technologies (Berlin, Germany).

For the assay 50 nL of a 100fold concentrated solution of the test compound in DMSO was pipetted into a black low volume 384well microtiter plate (Greiner Bio-One, Frickenhausen, Germany), 2 μ L of a solution of CDK2/CycE in aqueous assay buffer [50 mM Tris/HCl pH 8.0, 10 mM magnesium chloride, 1.0 mM dithiothreitol,
15 0.1 mM sodium ortho-vanadate, 0.01% (v/v) Nonidet-P40 (Sigma)] were added and the mixture was incubated for 15 min at 22°C to allow pre-binding of the test compounds to the enzyme before the start of the kinase reaction. Then the kinase reaction was started by the addition of 3 μ L of a solution of adenosine-tri-phosphate (ATP, 16.7 μ M => final conc. in the 5 μ L assay volume is 10 μ M) and
20 substrate (1.25 μ M => final conc. in the 5 μ L assay volume is 0.75 μ M) in assay buffer and the resulting mixture was incubated for a reaction time of 25 min at 22°C. The concentration of CDK2/CycE was adjusted depending of the activity of the enzyme lot and was chosen appropriate to have the assay in the linear range, typical concentrations were in the range of 130 ng/ml. The reaction was stopped
25 by the addition of 5 μ L of a solution of TR-FRET detection reagents (0.2 μ M streptavidine-XL665 [Cisbio Bioassays, Codolet, France] and 1 nM anti-RB(pSer807/pSer811)-antibody from BD Pharmingen [# 558389] and 1.2 nM LANCE EU-W1024 labeled anti-mouse IgG antibody [Perkin-Elmer, product no. AD0077, as an alternative a Terbium-cryptate-labeled anti-mouse IgG antibody from Cisbio
30 Bioassays can be used]) in an aqueous EDTA-solution (100 mM EDTA, 0.2 % (w/v) bovine serum albumin in 100 mM HEPES/NaOH pH 7.0).

The resulting mixture was incubated 1 h at 22 °C to allow the formation of complex between the phosphorylated biotinylated peptide and the detection reagents. Subsequently the amount of phosphorylated substrate was evaluated by measurement of the resonance energy transfer from the Eu-chelate to the streptavidine-XL. Therefore, the fluorescence emissions at 620 nm and 665 nm after excitation at 350 nm was measured in a TR-FRET reader, e.g. a Rubystar (BMG Labtechnologies, Offenburg, Germany) or a Viewlux (Perkin-Elmer). The ratio of the emissions at 665 nm and at 622 nm was taken as the measure for the amount of phosphorylated substrate. The data were normalised (enzyme reaction without inhibitor = 0% inhibition, all other assay components but no enzyme = 100 % inhibition). Usually the test compounds were tested on the same microtiterplate in 11 different concentrations in the range of 20 µM to 0.1 nM (20 µM, 5.9 µM, 1.7 µM, 0.51 µM, 0.15 µM, 44 nM, 13 nM, 3.8 nM, 1.1 nM, 0.33 nM and 0.1 nM, the dilution series prepared separately before the assay on the level of the 100fold concentrated solutions in DMSO by serial 1:3.4 dilutions) in duplicate values for each concentration and IC50 values were calculated by a 4 parameter fit.

PDGFRβ kinase assay

PDGFRβ inhibitory activity of compounds of the present invention was quantified employing the PDGFRβ HTRF assay as described in the following paragraphs.

As kinase, a GST-His fusion protein containing a C-terminal fragment of human PDGFRβ (amino acids 561 - 1106, expressed in insect cells [SF9] and purified by affinity chromatography, purchased from Prokinase [Freiburg i.Brsg., Germany] was used. As substrate for the kinase reaction the biotinylated poly-Glu,Tyr (4:1) copolymer (# 61GT0BLA) from Cis Biointernational (Marcoule, France) was used.

For the assay 50 nL of a 100fold concentrated solution of the test compound in DMSO was pipetted into a black low volume 384well microtiter plate (Greiner Bio-One, Frickenhausen, Germany), 2 µL of a solution of PDGFRβ in aqueous assay buffer [50 mM HEPES/NaOH pH 7.5, 10 mM magnesium chloride, 2.5 mM dithiothreitol, 0.01% (v/v) Triton-X100 (Sigma)] were added and the mixture was incubated for 15 min at 22 °C to allow pre-binding of the test compounds to the

enzyme before the start of the kinase reaction. Then the kinase reaction was started by the addition of 3 μL of a solution of adenosine-tri-phosphate (ATP, 16.7 μM => final conc. in the 5 μL assay volume is 10 μM) and substrate (2.27 $\mu\text{g}/\text{mL}$ => final conc. in the 5 μL assay volume is 1.36 $\mu\text{g}/\text{mL}$ [\sim 30 nM]) in
5 assay buffer and the resulting mixture was incubated for a reaction time of 25 min at 22°C. The concentration of PDGFR β in the assay was adjusted depending of the activity of the enzyme lot and was chosen appropriate to have the assay in the linear range, typical enzyme concentrations were in the range of about 125 $\text{pg}/\mu\text{L}$ (final conc. in the 5 μL assay volume). The reaction was stopped by the addition of
10 5 μL of a solution of HTRF detection reagents (200 nM streptavidine-XLent [Cis Biointernational] and 1.4 nM PT66-Eu-Chelate, an europium-chelate labelled anti-phospho-tyrosine antibody from Perkin Elmer [instead of the PT66-Eu-chelate PT66-Tb-Cryptate from Cis Biointernational can also be used]) in an aqueous EDTA-solution (100 mM EDTA, 0.2 % (w/v) bovine serum albumin in 50 mM HEPES/NaOH
15 pH 7.5).

The resulting mixture was incubated 1 h at 22°C to allow the binding of the biotinylated phosphorylated peptide to the streptavidine-XLent and the PT66-Eu-Chelate. Subsequently the amount of phosphorylated substrate was evaluated by measurement of the resonance energy transfer from the PT66-Eu-Chelate to the
20 streptavidine-XLent. Therefore, the fluorescence emissions at 620 nm and 665 nm after excitation at 350 nm was measured in a HTRF reader, e.g. a Rubystar (BMG Labtechnologies, Offenburg, Germany) or a Viewlux (Perkin-Elmer). The ratio of the emissions at 665 nm and at 622 nm was taken as the measure for the amount of phosphorylated substrate. The data were normalised (enzyme reaction without
25 inhibitor = 0 % inhibition, all other assay components but no enzyme = 100 % inhibition). Normally test compound were tested on the same microtiter plate at 10 different concentrations in the range of 20 μM to 1 nM (20 μM , 6.7 μM , 2.2 μM , 0.74 μM , 0.25 μM , 82 nM, 27 nM, 9.2 nM, 3.1 nM and 1 nM, dilution series prepared
30 before the assay at the level of the 100fold conc. stock solutions by serial 1:3 dilutions) in duplicate values for each concentration and IC_{50} values were calculated by a 4 parameter fit.

Fyn kinase assay

C-terminally His6-tagged human recombinant kinase domain of the human T-Fyn expressed in baculovirus infected insect cells (purchased from Invitrogen, P3042) was used as kinase. As substrate for the kinase reaction the biotinylated peptide
5 biotin-KVEKIGEGTYGVV (C-terminus in amid form) was used which can be purchased e.g. from the company Biosynthan GmbH (Berlin-Buch, Germany).

For the assay 50 nL of a 100fold concentrated solution of the test compound in DMSO was pipetted into a black low volume 384well microtiter plate (Greiner Bio-One, Frickenhausen, Germany), 2 μ L of a solution of T-Fyn in aqueous assay buffer
10 [25 mM Tris/HCl pH 7.2, 25 mM magnesium chloride, 2 mM dithiothreitol, 0.1 % (w/v) bovine serum albumin, 0.03% (v/v) Nonidet-P40 (Sigma)]. were added and the mixture was incubated for 15 min at 22°C to allow pre-binding of the test compounds to the enzyme before the start of the kinase reaction. Then the kinase reaction was started by the addition of 3 μ L of a solution of adenosine-tri-
15 phosphate (ATP, 16.7 μ M => final conc. in the 5 μ L assay volume is 10 μ M) and substrate (2 μ M => final conc. in the 5 μ L assay volume is 1.2 μ M) in assay buffer and the resulting mixture was incubated for a reaction time of 60 min at 22°C. The concentration of Fyn was adjusted depending of the activity of the enzyme lot and was chosen appropriate to have the assay in the linear range, typical concentration
20 was 0.13 nM. The reaction was stopped by the addition of 5 μ L of a solution of HTRF detection reagents (0.2 μ M streptavidine-XL [Cisbio Bioassays, Codolet, France) and 0.66 nM PT66-Eu-Chelate, an europium-chelate labelled anti-phosphotyrosine antibody from Perkin Elmer [instead of the PT66-Eu-chelate PT66-Tb-Cryptate from Cisbio Bioassays can also be used]) in an aqueous EDTA-solution (125
25 mM EDTA, 0.2 % (w/v) bovine serum albumin in 50 mM HEPES/NaOH pH 7.0).

The resulting mixture was incubated 1 h at 22°C to allow the binding of the biotinylated phosphorylated peptide to the streptavidine-XL and the PT66-Eu-Chelate. Subsequently the amount of phosphorylated substrate was evaluated by measurement of the resonance energy transfer from the PT66-Eu-Chelate to the
30 streptavidine-XL. Therefore, the fluorescence emissions at 620 nm and 665 nm after excitation at 350 nm was measured in a HTRF reader, e.g. a Rubystar (BMG Labtechnologies, Offenburg, Germany) or a Viewlux (Perkin-Elmer). The ratio of

the emissions at 665 nm and at 622 nm was taken as the measure for the amount of phosphorylated substrate. The data were normalised (enzyme reaction without inhibitor = 0 % inhibition, all other assay components but no enzyme = 100 % inhibition). Normally test compounds were tested on the same microtiter plate at 5 10 different concentrations in the range of 20 μM to 1 nM (20 μM , 6.7 μM , 2.2 μM , 0.74 μM , 0.25 μM , 82 nM, 27 nM, 9.2 nM, 3.1 nM and 1 nM, dilution series prepared before the assay at the level of the 100fold conc. stock solutions by serial 1:3 dilutions) in duplicate values for each concentration and IC_{50} values were calculated by a 4 parameter fit.

10 Flt4 kinase assay

Flt4 inhibitory activity of compounds of the present invention was quantified employing the Flt4 TR-FRET assay as described in the following paragraphs.

As kinase, a GST-His fusion protein containing a C-terminal fragment of human Flt4 (amino acids 799 - 1298, expressed in insect cells [SF9] and purified by affinity 15 chromatography, purchased from Proqinase [Freiburg i.Brsg., Germany] was used. As substrate for the kinase reaction the biotinylated peptide Biotin- Ahx-GGEEEEYFELVKKKK (C-terminus in amide form, purchased from Biosyntan, Berlin-Buch, Germany) was used.

For the assay 50 nL of a 100fold concentrated solution of the test compound in 20 DMSO was pipetted into a black low volume 384well microtiter plate (Greiner Bio-One, Frickenhausen, Germany), 2 μL of a solution of Flt4 in aqueous assay buffer [25 mM HEPES pH 7.5, 10 mM magnesium chloride, 2 mM dithiothreitol, 0.01% (v/v) Triton-X100 (Sigma), 0.5 mM EGTA, and 5 mM β -phospho-glycerol] were added and the mixture was incubated for 15 min at 22°C to allow pre-binding of the test 25 compounds to the enzyme before the start of the kinase reaction. Then the kinase reaction was started by the addition of 3 μL of a solution of adenosine-tri-phosphate (ATP, 16.7 μM => final conc. in the 5 μL assay volume is 10 μM) and substrate (1.67 μM => final conc. in the 5 μL assay volume is 1 μM) in assay buffer and the resulting mixture was incubated for a reaction time of 45 min at 22°C. The 30 concentration of Flt4 in the assay was adjusted depending of the activity of the enzyme lot and was chosen appropriate to have the assay in the linear range, typical enzyme concentrations were in the range of about 120 pg/ μL (final conc. in

the 5 μ L assay volume). The reaction was stopped by the addition of 5 μ L of a solution of HTRF detection reagents (200 nM streptavidine-XL665 [Cis Biointernational] and 1 nM PT66-Tb-Cryptate, an terbium-cryptate labelled anti-phospho-tyrosine antibody from Cisbio Bioassays (Codolet, France) in an aqueous EDTA-solution (50 mM EDTA, 0.2 % (w/v) bovine serum albumin in 50 mM HEPES pH 7.5).

The resulting mixture was incubated 1 h at 22 °C to allow the binding of the biotinylated phosphorylated peptide to the streptavidine-XL665 and the PT66-Tb-Cryptate. Subsequently the amount of phosphorylated substrate was evaluated by measurement of the resonance energy transfer from the PT66-Tb-Cryptate to the streptavidine-XL665. Therefore, the fluorescence emissions at 620 nm and 665 nm after excitation at 350 nm was measured in a HTRF reader, e.g. a Rubystar (BMG Labtechnologies, Offenburg, Germany) or a Viewlux (Perkin-Elmer). The ratio of the emissions at 665 nm and at 622 nm was taken as the measure for the amount of phosphorylated substrate. The data were normalised (enzyme reaction without inhibitor = 0 % inhibition, all other assay components but no enzyme = 100 % inhibition). Normally test compound were tested on the same microtiter plate at 10 different concentrations in the range of 20 μ M to 1 nM (20 μ M, 6.7 μ M, 2.2 μ M, 0.74 μ M, 0.25 μ M, 82 nM, 27 nM, 9.2 nM, 3.1 nM and 1 nM, dilution series prepared before the assay at the level of the 100fold conc. stock solutions by serial 1:3 dilutions) in duplicate values for each concentration and IC₅₀ values were calculated by a 4 parameter fit.

TrkA kinase assay

TrkA inhibitory activity of compounds of the present invention was quantified employing the TrkA HTRF assay as described in the following paragraphs.

As kinase, a GST-His fusion protein containing a C-terminal fragment of human TrkA (amino acids 443 - 796, expressed in insect cells [SF9] and purified by affinity chromatography, purchased from Proqinase [Freiburg i.Brsg., Germany] was used. As substrate for the kinase reaction the biotinylated poly-Glu,Tyr (4:1) copolymer (# 61GT0BLA) from Cis Biointernational (Marcoule, France) was used.

For the assay 50 nL of a 100fold concentrated solution of the test compound in DMSO was pipetted into a black low volume 384well microtiter plate (Greiner Bio-One, Frickenhausen, Germany), 2 μ L of a solution of TrkA in aqueous assay buffer [8 mM MOPS/HCl pH 7.0, 10 mM magnesium chloride, 1 mM dithiothreitol, 0.01% (v/v) NP-40 (Sigma), 0.2 mM EDTA] were added and the mixture was incubated for 15 min at 22 °C to allow pre-binding of the test compounds to the enzyme before the start of the kinase reaction. Then the kinase reaction was started by the addition of 3 μ L of a solution of adenosine-tri-phosphate (ATP, 16.7 μ M => final conc. in the 5 μ L assay volume is 10 μ M) and substrate (2.27 μ g/mL => final conc. in the 5 μ L assay volume is 1.36 μ g/mL [\sim 30 nM]) in assay buffer and the resulting mixture was incubated for a reaction time of 60 min at 22 °C. The concentration of TrkA in the assay was adjusted depending of the activity of the enzyme lot and was chosen appropriate to have the assay in the linear range, typical enzyme concentrations were in the range of about 20 pg/ μ L (final conc. in the 5 μ L assay volume). The reaction was stopped by the addition of 5 μ L of a solution of HTRF detection reagents (30 nM streptavidine-XL665 [Cis Biointernational] and 1.4 nM PT66-Eu-Chelate, an europium-chelate labelled anti-phospho-tyrosine antibody from Perkin Elmer [instead of the PT66-Eu-chelate PT66-Tb-Cryptate from Cis Biointernational can also be used]) in an aqueous EDTA-solution (100 mM EDTA, 0.2 % (w/v) bovine serum albumin in 50 mM HEPES/NaOH pH 7.5).

The resulting mixture was incubated 1 h at 22 °C to allow the binding of the biotinylated phosphorylated peptide to the streptavidine-XL665 and the PT66-Eu-Chelate. Subsequently the amount of phosphorylated substrate was evaluated by measurement of the resonance energy transfer from the PT66-Eu-Chelate to the streptavidine-XL665. Therefore, the fluorescence emissions at 620 nm and 665 nm after excitation at 350 nm was measured in a HTRF reader, e.g. a Rubystar (BMG Labtechnologies, Offenburg, Germany) or a Viewlux (Perkin-Elmer). The ratio of the emissions at 665 nm and at 622 nm was taken as the measure for the amount of phosphorylated substrate. The data were normalised (enzyme reaction without inhibitor = 0 % inhibition, all other assay components but no enzyme = 100 % inhibition). Normally test compound were tested on the same microtiter plate at 10 different concentrations in the range of 20 μ M to 1 nM (20 μ M, 6.7 μ M, 2.2 μ M, 0.74 μ M, 0.25 μ M, 82 nM, 27 nM, 9.2 nM, 3.1 nM and 1 nM, dilution series prepared

before the assay at the level of the 100fold conc. stock solutions by serial 1:3 dilutions) in duplicate values for each concentration and IC₅₀ values were calculated by a 4 parameter fit.

5 AlphaScreen SureFire eIF4E Ser209 phosphorylation assay

The AlphaScreen SureFire eIF4E Ser209 phosphorylation assay is used to measure the phosphorylation of endogenous eIF4E in cellular lysates. The AlphaScreen SureFire technology allows the detection of phosphorylated proteins in cellular lysates. In this assay, sandwich antibody complexes, which are only formed in the presence of the analyte (p-eIF4E Ser209), are captured by AlphaScreen donor and acceptor beads, bringing them into close proximity. The excitation of the donor bead provokes the release of singlet oxygen molecules that triggers a cascade of energy transfer in the Acceptor beads, resulting in the emission of light at 520-620nm.

Surefire EIF4e Alphascreen in A549 cells with 20% FCS stimulation

15 For the assay the *AlphaScreen SureFire p-eIF4E Ser209 10K Assay Kit* and the *AlphaScreen ProteinA Kit (for 10K assay points)* both from Perkin Elmer were used.

On day one 50.000 A549 cells were plated in a 96-well plate in 100 µL per well in growth medium (DMEM/Hams' F12 with stable glutamine, 10%FCS) and incubated at 37°C. After attachment of the cells, medium was changed to starving medium (DMEM, 0.1% FCS, without glucose, with glutamine, supplemented with 5g/l Maltose). On day two, test compounds were serially diluted in 50 µL starving medium with a final DMSO concentration of 1% and were added to A549 cells in test plates at a final concentration range from as high 10 µM to as low 10 nM depending on the activities of the tested compounds. Treated cells were incubated at 37°C for 2h. 37 ul FCS was added to the wells (=final FCS concentration 20%) for 20 min. Then medium was removed and cells were lysed by adding 50 µL lysis buffer. Plates were then agitated on a plate shaker for 10 min. After 10 min lysis time, 4µL of the lysate is transferred to a 384well plate (Proxiplate from Perkin Elmer) and 5µL Reaction Buffer plus Activation Buffer mix containing AlphaScreen Acceptor beads was added. Plates were sealed with TopSeal-A adhesive film, gently agitated on a plate shaker for 2 hours at room temperature. Afterwards 2µL Dilution buffer with

AlphaScreen Donor beads were added under subdued light and plates were sealed again with TopSeal-A adhesive film and covered with foil. Incubation takes place for further 2h gently agitation at room temperature. Plates were then measured in an EnVision reader (Perkin Elmer) with the AlphaScreen program. Each data point
5 (compound dilution) was measured as triplicate.

The IC50 values were determined by means of a 4-parameter fit.

It will be apparent to persons skilled in the art that assays for other MKNK-1 kinases may be performed in analogy using the appropriate reagents.

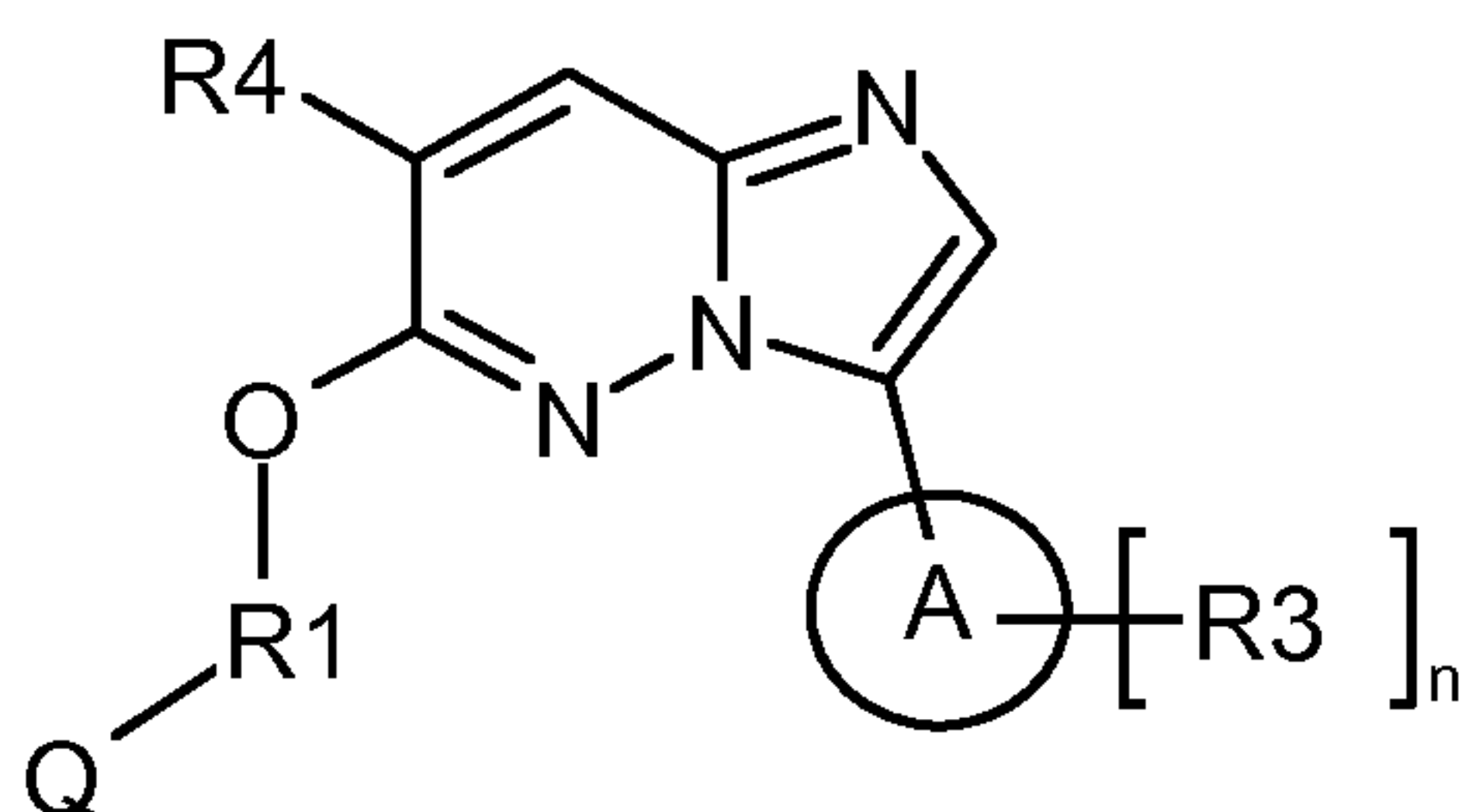
10

Thus the compounds of the present invention effectively inhibit one or more MKNK-1 kinases and are therefore suitable for the treatment or prophylaxis of diseases of uncontrolled cell growth, proliferation and/or survival, inappropriate cellular immune responses, or inappropriate cellular inflammatory responses, particularly
15 in which the uncontrolled cell growth, proliferation and/or survival, inappropriate cellular immune responses, or inappropriate cellular inflammatory responses is mediated by MKNK-1, more particularly in which the diseases of uncontrolled cell growth, proliferation and/or survival, inappropriate cellular immune responses, or inappropriate cellular inflammatory responses are haematological tumours, solid
20 tumours and/or metastases thereof, e.g. leukaemias and myelodysplastic syndrome, malignant lymphomas, head and neck tumours including brain tumours and brain metastases, tumours of the thorax including non-small cell and small cell lung tumours, gastrointestinal tumours, endocrine tumours, mammary and other gynaecological tumours, urological tumours including renal, bladder and prostate
25 tumours, skin tumours, and sarcomas, and/or metastases thereof.

CLAIMS

1. A compound of general formula (I) :

5

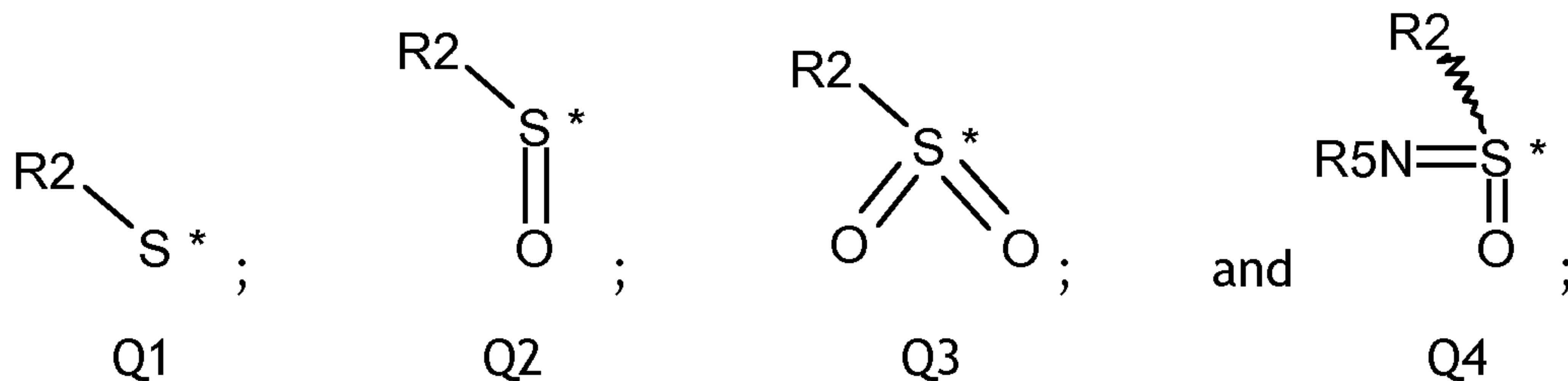


(I)

in which :

Q represents a group selected from :

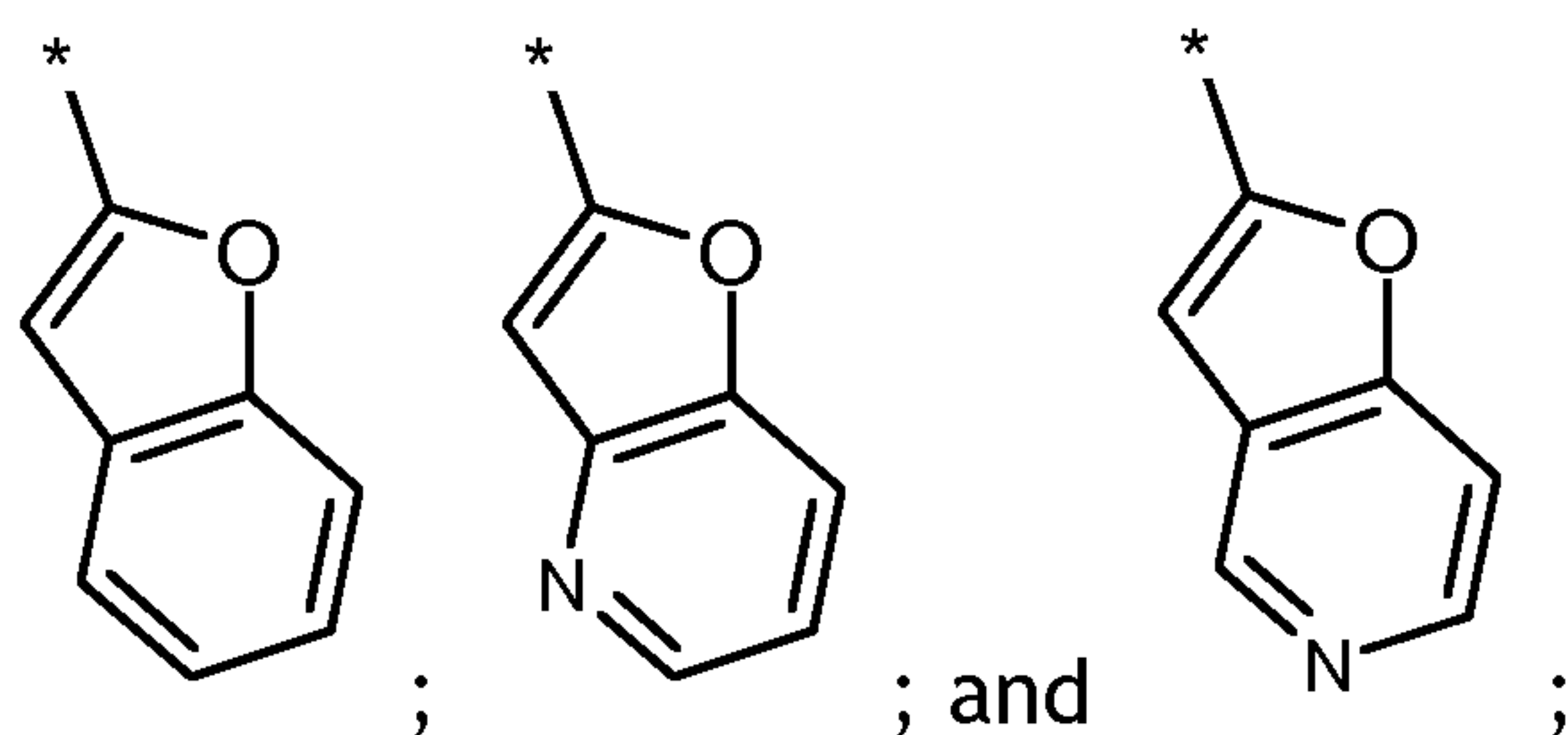
10



wherein * indicates the point of attachment of said groups with the rest of the molecule ;

15

(A) represents a group selected from :



wherein * indicates the point of attachment of said groups with the rest of the molecule ;

20

R1 represents a linear C₂-C₆-alkyl-, a branched C₃-C₆-alkyl-, or a C₃-C₆-cycloalkyl group which is optionally substituted with one or more substituents selected, independently from each other, from :

5 a halogen atom, a -CN, C₁-C₆-alkyl-, C₁-C₆-haloalkyl-, C₂-C₆-alkenyl-, C₂-C₆-alkynyl-, C₃-C₁₀-cycloalkyl- ; aryl- optionally substituted one or more times, independently from each other, with an R substituent ; heteroaryl- optionally substituted one or more times, independently from each other, with an R substituent ; -C(=O)NH₂, -C(=O)N(H)R', -C(=O)N(R')R'', -C(=O)OH, -C(=O)OR', -NH₂, -NHR', -N(R')R'', -N(H)C(=O)R', -N(R')C(=O)R', -OH, C₁-C₆-alkoxy-, C₁-C₆-haloalkoxy-, -OC(=O)R', -OC(=O)NH₂, -OC(=O)NHR', -OC(=O)N(R')R'', -SH, C₁-C₆-alkyl-S- group ;

10

R2 represents a C₁-C₆-alkyl- ; halo-C₁-C₆-alkyl- ; phenyl- optionally substituted one or more times, independently from each other, with an R substituent ; 5- or 6-
 15 membered heteroaryl- optionally substituted one or more times, independently from each other, with an R substituent ;

R3 represents a substituent selected from :

20 a halogen atom, a -CN, C₁-C₆-alkyl-, C₁-C₆-haloalkyl-, C₂-C₆-alkenyl-, C₂-C₆-alkynyl-, -C(=O)R', -C(=O)NH₂, -C(=O)N(H)R', -C(=O)N(R')R'', -NH₂, -NHR', -N(R')R'', -N(H)C(=O)R', -N(R')C(=O)R', -N(H)C(=O)NH₂, -N(H)C(=O)NHR', -N(H)C(=O)N(R')R'', -N(R')C(=O)NH₂, -N(R')C(=O)NHR', -N(R')C(=O)N(R')R'', -N(H)C(=O)OR', -N(R')C(=O)OR', -NO₂, -N(H)S(=O)R', -N(R')S(=O)R', -N(H)S(=O)₂R', -N(R')S(=O)₂R', -N=S(=O)(R')R'', -OH, C₁-C₆-alkoxy-, C₁-C₆-haloalkoxy-, -OC(=O)R', -SH, C₁-C₆-alkyl-S-, -S(=O)R', -S(=O)₂R', -S(=O)₂NH₂, -S(=O)₂NHR', -S(=O)₂N(R')R'', -S(=O)(=NR')R''
 25 group ;

R4 represents a substituent selected from :

30 a hydrogen atom, a halogen atom, a -CN, C₁-C₆-alkyl-, C₁-C₆-haloalkyl-, C₂-C₆-alkenyl-, C₂-C₆-alkynyl-, C₃-C₁₀-cycloalkyl-, 3- to 10-membered heterocycloalkyl-, aryl- optionally substituted one or more times, independently from each other, with an R substituent ; heteroaryl- optionally substituted one or more times,

independently from each other, with an R substituent ; -C(=O)NH₂, -C(=O)N(H)R', -C(=O)N(R')R'', -C(=O)OR', -NH₂, -NHR', -N(R')R'', -N(H)C(=O)R', -N(R')C(=O)R', -N(H)C(=O)NH₂, -N(H)C(=O)NHR', -N(H)C(=O)N(R')R'', -N(R')C(=O)NH₂, -N(R')C(=O)NHR', -N(R')C(=O)N(R')R'', -N(H)C(=O)OR', -N(R')C(=O)OR', -NO₂, -N(H)S(=O)R', -N(R')S(=O)R', -N(H)S(=O)₂R', -N(R')S(=O)₂R', -N=S(=O)(R')R'', -OH, C₁-C₆-alkoxy-, C₁-C₆-haloalkoxy-, -OC(=O)R', -OC(=O)NH₂, -OC(=O)NHR', -OC(=O)N(R')R'', -SH, C₁-C₆-alkyl-S-, -S(=O)R', -S(=O)₂R', -S(=O)₂NH₂, -S(=O)₂NHR', -S(=O)₂N(R')R'', -S(=O)(=NR')R'' group ;

10 R represents a substituent selected from:

a halogen atom, a -CN, C₁-C₆-alkyl-, C₁-C₆-haloalkyl-, C₂-C₆-alkenyl-, C₂-C₆-alkynyl-, C₃-C₁₀-cycloalkyl-, 3- to 10-membered heterocycloalkyl-, aryl-, heteroaryl-, -C(=O)R', -C(=O)NH₂, -C(=O)N(H)R', -C(=O)N(R')R'', -C(=O)OR', -NH₂, -NHR', -N(R')R'', -N(H)C(=O)R', -N(R')C(=O)R', -N(H)C(=O)NH₂, -N(H)C(=O)NHR', -N(H)C(=O)N(R')R'', -N(R')C(=O)NH₂, -N(R')C(=O)NHR', -N(R')C(=O)N(R')R'', -N(H)C(=O)OR', -N(R')C(=O)OR', -NO₂, -N(H)S(=O)R', -N(R')S(=O)R', -N(H)S(=O)₂R', -N(R')S(=O)₂R', -N=S(=O)(R')R'', -OH, C₁-C₆-alkoxy-, C₁-C₆-haloalkoxy-, -OC(=O)R', -OC(=O)NH₂, -OC(=O)NHR', -OC(=O)N(R')R'', -SH, C₁-C₆-alkyl-S-, -S(=O)R', -S(=O)₂R', -S(=O)₂NH₂, -S(=O)₂NHR', -S(=O)₂N(R')R'', -S(=O)(=NR')R'' group ;

R' and R'' represent, independently from each other, a substituent selected from :

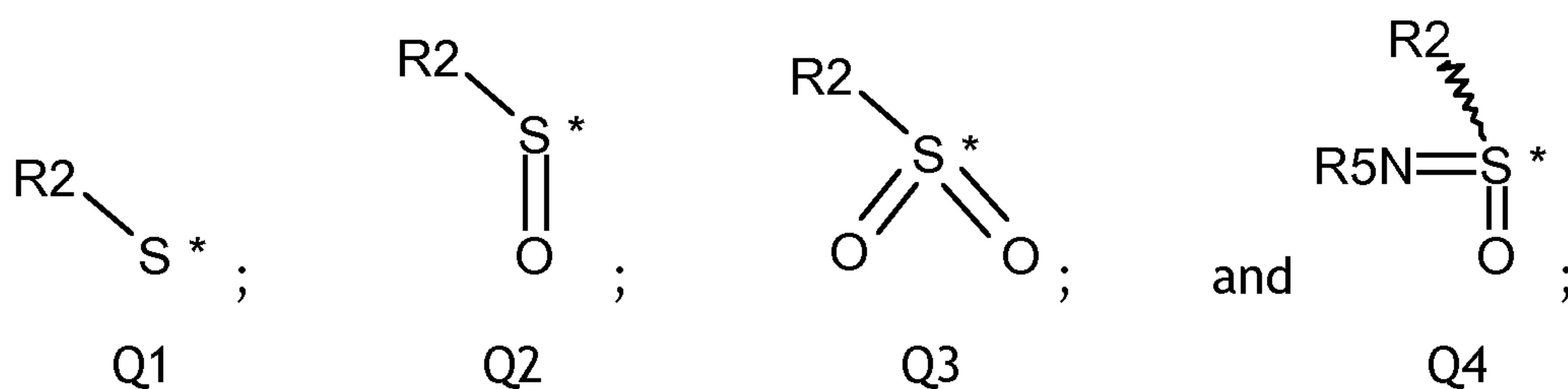
25 C₁-C₆-alkyl-, C₁-C₆-haloalkyl- ;

n represents an integer of 0, 1, 2 or 3 ;

30 or a stereoisomer, a tautomer, an N-oxide, a hydrate, a solvate, or a salt thereof, or a mixture of same.

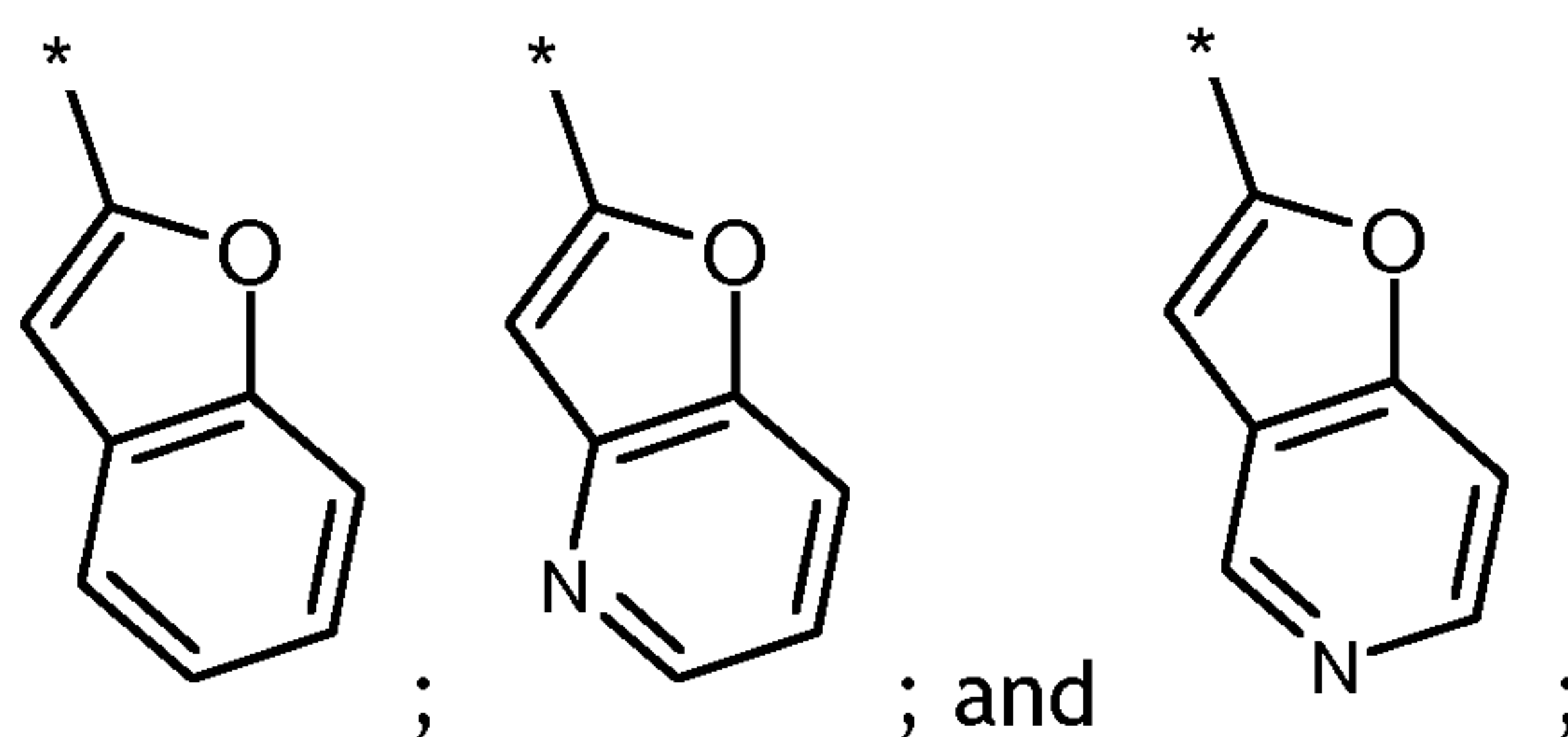
2. The compound according to claim 1, wherein :

Q represents a group selected from :



5 wherein * indicates the point of attachment of said groups with the rest of the molecule ;

(A) represents a group selected from :



10

wherein * indicates the point of attachment of said groups with the rest of the molecule ;

R1 represents a linear C₂-C₆-alkyl-, a branched C₃-C₆-alkyl-, or a C₃-C₆-cycloalkyl group which is optionally substituted with one or more substituents selected, independently from each other, from :

a halogen atom, a -CN, C₁-C₆-alkyl-, C₁-C₆-haloalkyl-, C₂-C₆-alkenyl-, C₂-C₆-alkynyl-, C₃-C₁₀-cycloalkyl- ; aryl- optionally substituted one or more times, independently from each other, with an R substituent ; heteroaryl- optionally substituted one or more times, independently from each other, with an R substituent ; -C(=O)NH₂, -C(=O)N(H)R', -C(=O)N(R')R'', -C(=O)OH, -C(=O)OR', -NH₂, -NHR', -N(R')R'', -N(H)C(=O)R', -N(R')C(=O)R', -OH, C₁-C₆-alkoxy-, C₁-C₆-haloalkoxy-, -OC(=O)R', -OC(=O)NH₂, -OC(=O)NHR', -OC(=O)N(R')R'', -SH, C₁-C₆-alkyl-S- group ;

25

R2 represents a C₁-C₆-alkyl- ; halo-C₁-C₆-alkyl- ; phenyl- optionally substituted one or more times, independently from each other, with an R substituent ; 5- or 6-membered heteroaryl- optionally substituted one or more times, independently from each other, with an R substituent ;

5

R3 represents a substituent selected from :

a halogen atom, a -CN, C₁-C₆-alkyl-, C₁-C₆-haloalkyl-, C₂-C₆-alkenyl-, C₂-C₆-alkynyl-,
 -C(=O)R', -C(=O)NH₂, -C(=O)N(H)R', -C(=O)N(R')R'', -NH₂, -NHR', -N(R')R'', -
 10 N(H)C(=O)R', -N(R')C(=O)R', -N(H)C(=O)NH₂, -N(H)C(=O)NHR', -N(H)C(=O)N(R')R'', -
 N(R')C(=O)NH₂, -N(R')C(=O)NHR', -N(R')C(=O)N(R')R'', -N(H)C(=O)OR', -
 N(R')C(=O)OR', -NO₂, -N(H)S(=O)R', -N(R')S(=O)R', -N(H)S(=O)₂R', -N(R')S(=O)₂R', -
 N=S(=O)(R')R'', -OH, C₁-C₆-alkoxy-, C₁-C₆-haloalkoxy-, -OC(=O)R', -SH, C₁-C₆-alkyl-
 S-, -S(=O)R', -S(=O)₂R', -S(=O)₂NH₂, -S(=O)₂NHR', -S(=O)₂N(R')R'', -S(=O)(=NR')R''
 15 group ;

R4 represents a substituent selected from :

a hydrogen atom, a halogen atom, a -CN, C₁-C₆-alkyl-, C₁-C₆-haloalkyl, C₃-C₁₀-
 20 cycloalkyl-, aryl-, heteroaryl- group ;

R represents a substituent selected from :

a halogen atom, a -CN, C₁-C₆-alkyl-, C₁-C₆-haloalkyl-, C₂-C₆-alkenyl-, C₂-C₆-alkynyl-,
 25 C₃-C₁₀-cycloalkyl-, 3- to 10-membered heterocycloalkyl-, aryl-, heteroaryl-, -
 C(=O)R', -C(=O)NH₂, -C(=O)N(H)R', -C(=O)N(R')R'', -C(=O)OR', -NH₂, -NHR', -
 N(R')R'', -N(H)C(=O)R', -N(R')C(=O)R', -N(H)C(=O)NH₂, -N(H)C(=O)NHR', -
 N(H)C(=O)N(R')R'', -N(R')C(=O)NH₂, -N(R')C(=O)NHR', -N(R')C(=O)N(R')R'', -
 N(H)C(=O)OR', -N(R')C(=O)OR', -NO₂, -N(H)S(=O)R', -N(R')S(=O)R', -N(H)S(=O)₂R', -
 30 N(R')S(=O)₂R',
 -N=S(=O)(R')R'', -OH, C₁-C₆-alkoxy-, C₁-C₆-haloalkoxy-, -OC(=O)R', -OC(=O)NH₂, -
 OC(=O)NHR', -OC(=O)N(R')R'', -SH, C₁-C₆-alkyl-S-, -S(=O)R', -S(=O)₂R', -S(=O)₂NH₂, -
 S(=O)₂NHR', -S(=O)₂N(R')R'', -S(=O)(=NR')R'' group ;

R' and R'' represent, independently from each other, a substituent selected from :

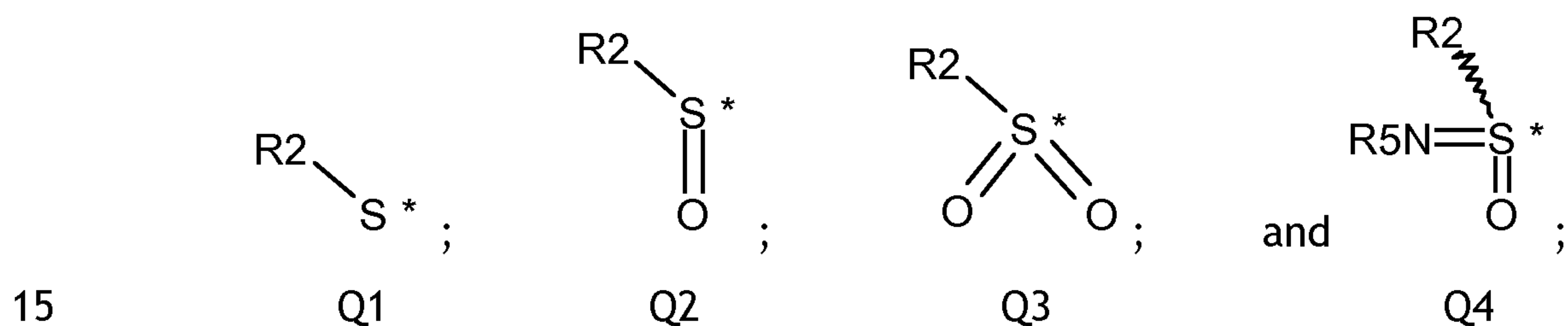
C₁-C₆-alkyl-, C₁-C₆-haloalkyl- ;

5 n represents an integer of 0, 1, 2 or 3 ;

or a stereoisomer, a tautomer, an N-oxide, a hydrate, a solvate, or a salt thereof, or a mixture of same.

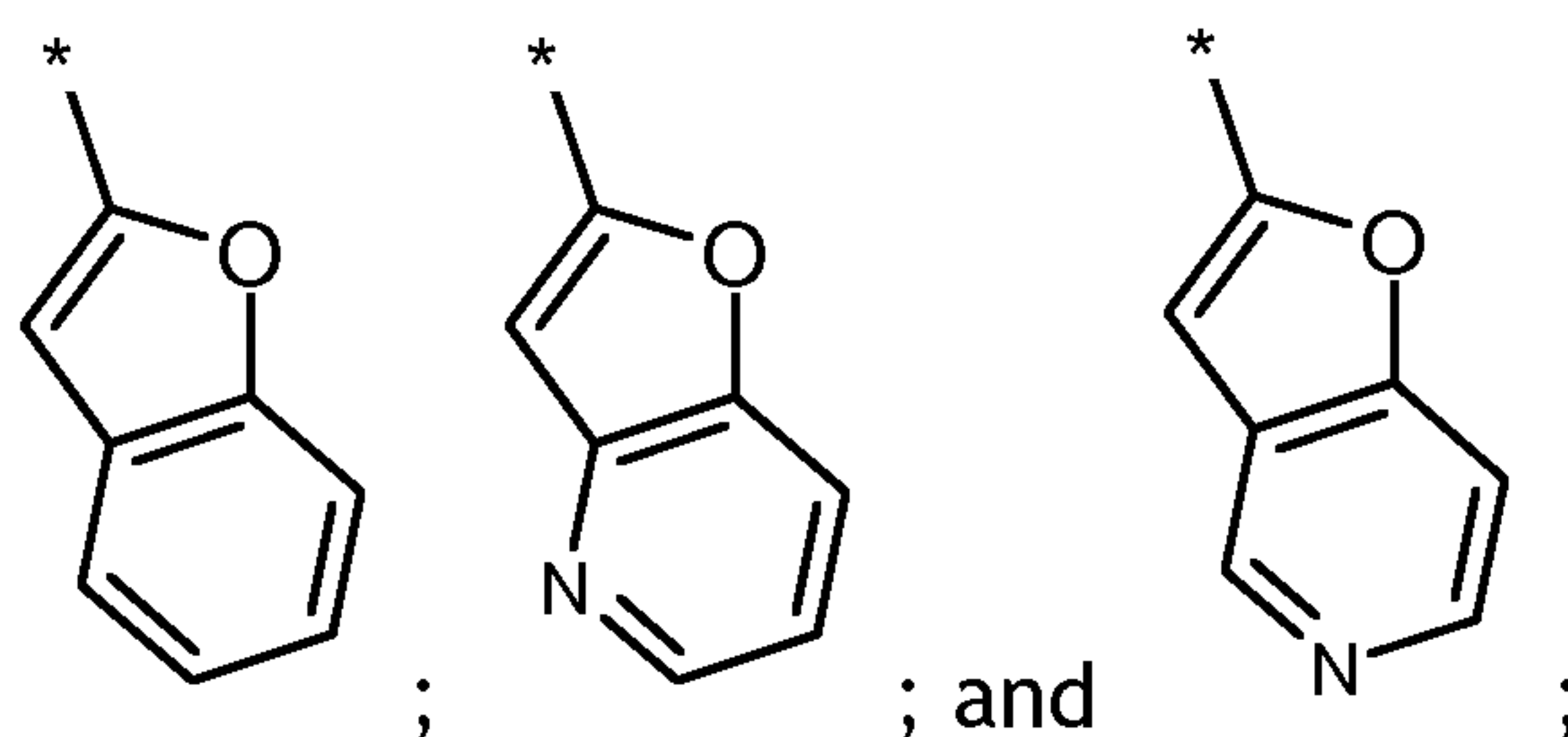
10 3. The compound according to claim 1 or 2, wherein :

Q represents a group selected from :



wherein * indicates the point of attachment of said groups with the rest of the molecule ;

20 (A) represents a group selected from :



wherein * indicates the point of attachment of said groups with the rest of the molecule ;

25

R1 represents a linear C₂-C₆-alkyl-, a branched C₃-C₆-alkyl-, or a C₃-C₆-cycloalkyl group which is optionally substituted with one or more substituents selected, independently from each other, from :

- 5 a halogen atom, a -CN, C₁-C₆-alkyl-, C₁-C₆-haloalkyl-, C₂-C₆-alkenyl-, C₂-C₆-alkynyl-, C₃-C₁₀-cycloalkyl- ; aryl- optionally substituted one or more times, independently from each other, with an R substituent ; heteroaryl- optionally substituted one or more times, independently from each other, with an R substituent ; -C(=O)NH₂, -C(=O)N(H)R', -C(=O)N(R')R'', -C(=O)OH, -C(=O)OR', -NH₂, -NHR', -N(R')R'', -N(H)C(=O)R', -N(R')C(=O)R', -OH, C₁-C₆-alkoxy-, C₁-C₆-haloalkoxy-, -OC(=O)R', -OC(=O)NH₂, -OC(=O)NHR', -OC(=O)N(R')R'', -SH, C₁-C₆-alkyl-S- group ;
- 10

R2 represents a C₁-C₆-alkyl- ; halo-C₁-C₆-alkyl- ; phenyl- optionally substituted one or more times, independently from each other, with an R substituent ; 5- or 6-
 15 membered heteroaryl- optionally substituted one or more times, independently from each other, with an R substituent ;

R3 represents a substituent selected from :

- 20 a halogen atom, a -CN, C₁-C₆-alkyl-, C₁-C₆-haloalkyl-, -OH, C₁-C₆-alkoxy-, C₁-C₆-haloalkoxy- group ;

R4 represents a substituent selected from :

- 25 a hydrogen atom, a halogen atom, a -CN, C₁-C₆-alkyl-, C₁-C₆-haloalkyl-, C₃-C₁₀-cycloalkyl-, aryl-, heteroaryl- group ;

R represents a substituent selected from :

- 30 a halogen atom, a -CN, C₁-C₆-alkyl-, C₁-C₆-haloalkyl-, C₂-C₆-alkenyl-, C₂-C₆-alkynyl-, C₃-C₁₀-cycloalkyl-, 3- to 10-membered heterocycloalkyl-, aryl-, heteroaryl-, -C(=O)R', -C(=O)NH₂, -C(=O)N(H)R', -C(=O)N(R')R'', -C(=O)OR', -NH₂, -NHR', -N(R')R'', -N(H)C(=O)R', -N(R')C(=O)R', -N(H)C(=O)NH₂, -N(H)C(=O)NHR', -N(H)C(=O)N(R')R'', -N(R')C(=O)NH₂, -N(R')C(=O)NHR', -N(R')C(=O)N(R')R'', -

$N(H)C(=O)OR'$, $-N(R')C(=O)OR'$, $-NO_2$, $-N(H)S(=O)R'$, $-N(R')S(=O)R'$, $-N(H)S(=O)_2R'$, $-N(R')S(=O)_2R'$,
 $-N=S(=O)(R')R''$, $-OH$, C_1-C_6 -alkoxy-, C_1-C_6 -haloalkoxy-, $-OC(=O)R'$, $-OC(=O)NH_2$, $-OC(=O)NHR'$, $-OC(=O)N(R')R''$, $-SH$, C_1-C_6 -alkyl-S-, $-S(=O)R'$, $-S(=O)_2R'$, $-S(=O)_2NH_2$,
 5 $S(=O)_2NHR'$, $-S(=O)_2N(R')R''$, $-S(=O)(=NR')R''$ group ;

R' and R'' represent, independently from each other, a substituent selected from :

C_1-C_6 -alkyl-, C_1-C_6 -haloalkyl- ;

10

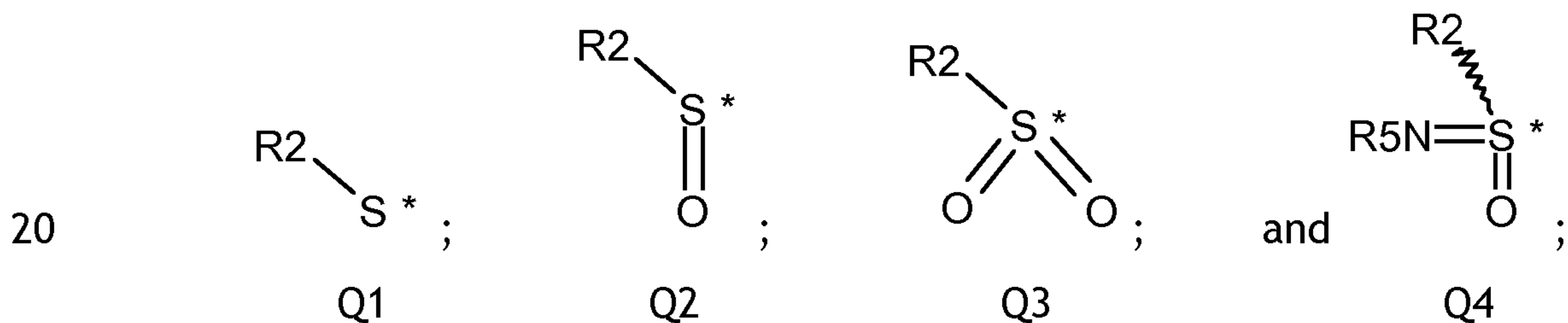
n represents an integer of 0 or 1 ;

or a stereoisomer, a tautomer, an N-oxide, a hydrate, a solvate, or a salt thereof, or a mixture of same.

15

4. The compound according to any one of claims 1, 2 or 3, wherein :

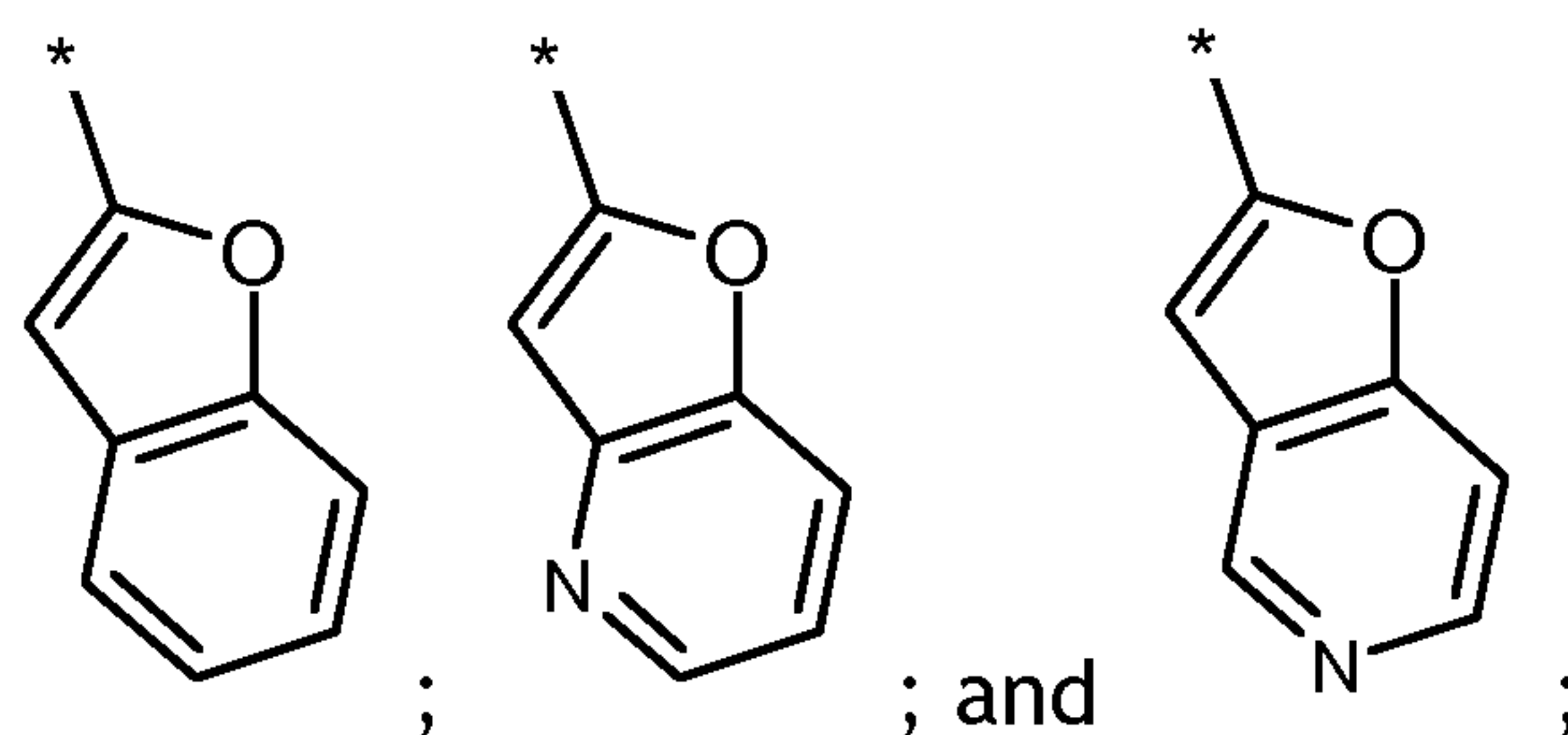
Q represents a group selected from :



wherein * indicates the point of attachment of said groups with the rest of the molecule ;

25

represents a group selected from :



wherein * indicates the point of attachment of said groups with the rest of the molecule ;

5

R1 represents a linear C₂-C₆-alkyl-, a branched C₃-C₆-alkyl-, or a C₃-C₆-cycloalkyl group which is optionally substituted with one or more substituents selected, independently from each other, from :

10 a halogen atom, a -CN, C₁-C₃-alkyl-, C₁-C₃-haloalkyl-, C₃-C₆-cycloalkyl- ; aryl- optionally substituted one or two times, independently from each other, with an R substituent ; heteroaryl- optionally substituted one or two times, independently from each other, with an R substituent ; -C(=O)NH₂, -NH₂, -NHR', -N(R')R'', -OH, C₁-C₃-alkoxy-, C₁-C₃-haloalkoxy- ;

15

R2 represents a C₁-C₆-alkyl- ; halo-C₁-C₆-alkyl- ; phenyl- optionally substituted one or more times, independently from each other, with an R substituent ; 5- or 6-membered heteroaryl- optionally substituted one or more times, independently from each other, with an R substituent ;

20

R3 represents a substituent selected from :

a halogen atom, a -CN, C₁-C₆-alkyl-, C₁-C₆-haloalkyl-, -OH, C₁-C₆-alkoxy-, C₁-C₆-haloalkoxy- group ;

25

R4 represents a substituent selected from :

a hydrogen atom, a halogen atom, a -CN, C₁-C₆-alkyl-, C₁-C₆-haloalkyl, C₃-C₁₀-cycloalkyl-, aryl-, heteroaryl- group ;

30

R represents a substituent selected from :

- a halogen atom, a -CN, C₁-C₆-alkyl-, C₁-C₆-haloalkyl-, C₂-C₆-alkenyl-, C₂-C₆-alkynyl-, C₃-C₁₀-cycloalkyl-, 3- to 10-membered heterocycloalkyl-, aryl-, heteroaryl-, -
- 5 C(=O)R', -C(=O)NH₂, -C(=O)N(H)R', -C(=O)N(R')R'', -C(=O)OR', -NH₂, -NHR', -N(R')R'', -N(H)C(=O)R', -N(R')C(=O)R', -N(H)C(=O)NH₂, -N(H)C(=O)NHR', -N(H)C(=O)N(R')R'', -N(R')C(=O)NH₂, -N(R')C(=O)NHR', -N(R')C(=O)N(R')R'', -N(H)C(=O)OR', -N(R')C(=O)OR', -NO₂, -N(H)S(=O)R', -N(R')S(=O)R', -N(H)S(=O)₂R', -N(R')S(=O)₂R',
- 10 -N=S(=O)(R')R'', -OH, C₁-C₆-alkoxy-, C₁-C₆-haloalkoxy-, -OC(=O)R', -OC(=O)NH₂, -OC(=O)NHR', -OC(=O)N(R')R'', -SH, C₁-C₆-alkyl-S-, -S(=O)R', -S(=O)₂R', -S(=O)₂NH₂, -S(=O)₂NHR', -S(=O)₂N(R')R'', -S(=O)(=NR')R'' group ;

R' and R'' represent, independently from each other, a substituent selected from :

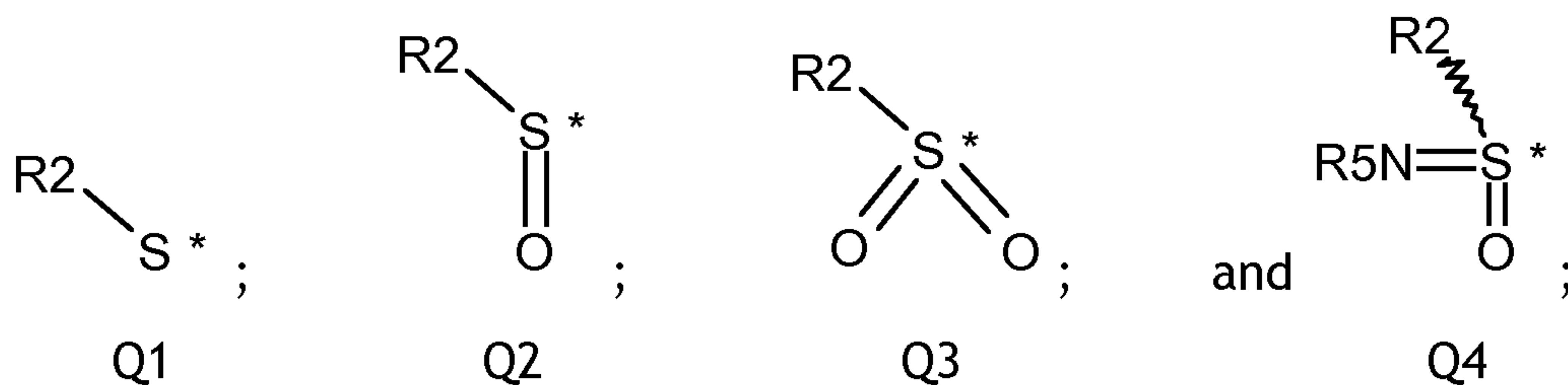
- 15 C₁-C₆-alkyl-, C₁-C₆-haloalkyl- ;

n represents an integer of 0 or 1 ;

- 20 or a stereoisomer, a tautomer, an N-oxide, a hydrate, a solvate, or a salt thereof, or a mixture of same.

5. The compound according to any one of claims 1 to 4, wherein :

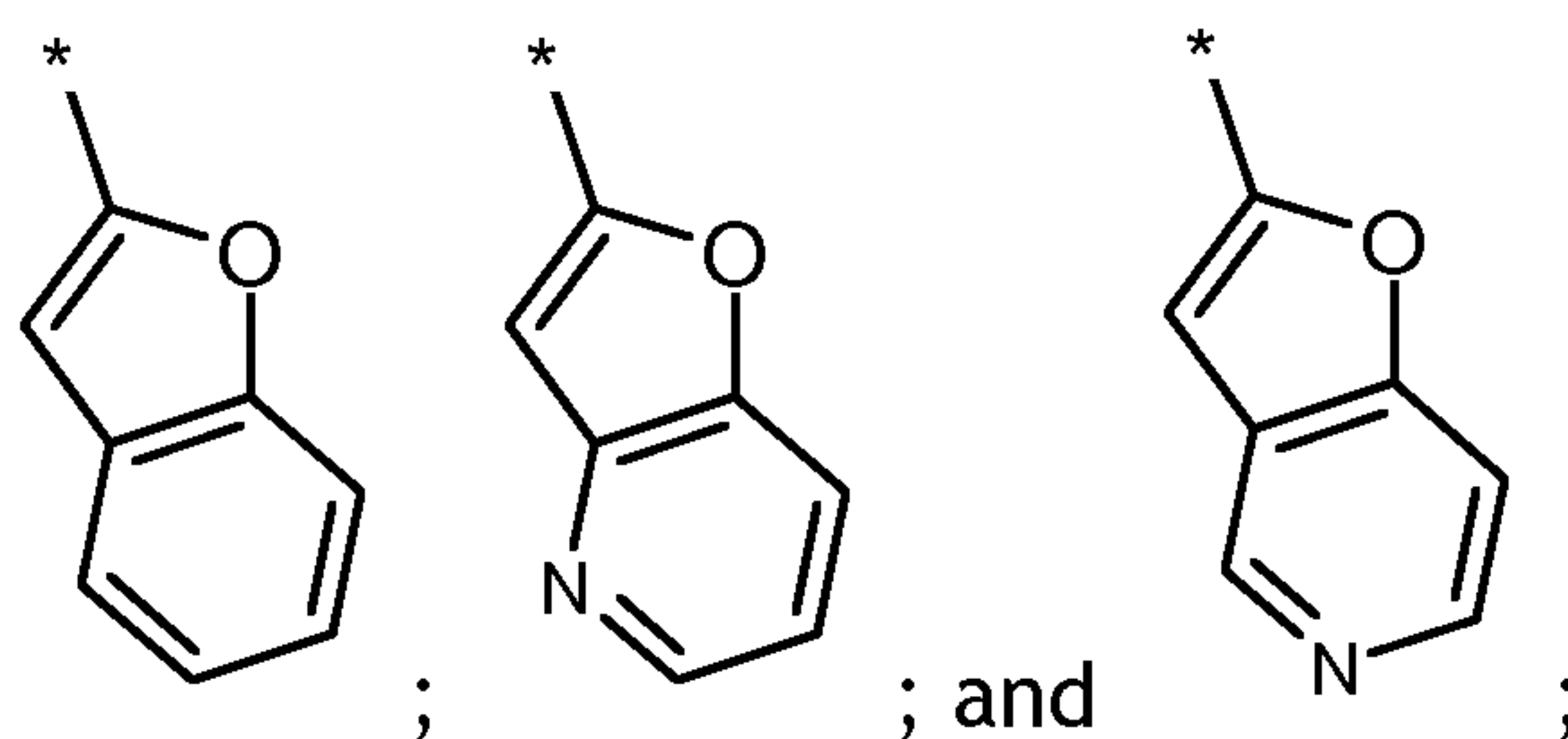
- 25 Q represents a group selected from :



- 30 wherein * indicates the point of attachment of said groups with the rest of the molecule ;

(A)

represents a group selected from :



5 wherein * indicates the point of attachment of said groups with the rest of the molecule ;

R1 represents a linear C₂-C₆-alkyl- group ;

10 R2 represents a C₁-C₆-alkyl- ;

R3 represents a substituent selected from :

a halogen atom, C₁-C₆-alkyl-, C₁-C₆-alkoxy- group ;

15

R4 represents a :

a hydrogen atom, a C₁-C₆-alkyl-, or aryl group ;

20 n represents an integer of 0 or 1 ;

or a stereoisomer, a tautomer, an N-oxide, a hydrate, a solvate, or a salt thereof, or a mixture of same.

25 6. The compound according to any one of claims 1 to 5, which is selected from the group consisting of :

3-(4-Methoxy-1-benzofuran-2-yl)-6-[3-(methylsulfonyl)propoxy]imidazo[1,2-*b*]-pyridazine ;

- 3-(1-Benzofuran-2-yl)-6-[3-(methylsulfanyl)propoxy]imidazo[1,2-*b*]pyridazine ;
- 3-(1-Benzofuran-2-yl)-6-[4-(methylsulfanyl)butoxy]imidazo[1,2-*b*]pyridazine ;
- 3-(1-Benzofuran-2-yl)-6-[2-(methylsulfanyl)ethoxy]imidazo[1,2-*b*]pyridazine ;
- 3-(4-Methoxy-1-benzofuran-2-yl)-6-[3-(methylsulfinyl)propoxy]imidazo[1,2-*b*]-
5 pyridazine ;
- 3-(1-Benzofuran-2-yl)-6-[3-(methylsulfinyl)propoxy]imidazo[1,2-*b*]pyridazine ;
- 3-(1-Benzofuran-2-yl)-6-[4-(methylsulfinyl)butoxy]imidazo[1,2-*b*]pyridazine ;
10
- 3-(1-Benzofuran-2-yl)-6-[2-(methylsulfinyl)ethoxy]imidazo[1,2-*b*]pyridazine
- 3-(1-Benzofuran-2-yl)-6-[3-(methylsulfonyl)propoxy]imidazo[1,2-*b*]pyridazine ;
- 15 3-(5-Methoxy-1-benzofuran-2-yl)-6-[3-(methylsulfonyl)propoxy]imidazo[1,2-*b*]-
pyridazine ;
- 3-(4-Methoxy-1-benzofuran-2-yl)-6-[3-(methylsulfonyl)propoxy]imidazo[1,2-*b*]-
pyridazine ;
20
- 3-(5-Fluoro-1-benzofuran-2-yl)-6-[3-(methylsulfonyl)propoxy]imidazo[1,2-*b*]-
pyridazine ;
- 3-(5-Chloro-1-benzofuran-2-yl)-6-[3-(methylsulfonyl)propoxy]imidazo[1,2-*b*]-
25 pyridazine ;
- 3-(7-Fluoro-1-benzofuran-2-yl)-6-[3-(methylsulfonyl)propoxy]imidazo[1,2-*b*]-
pyridazine ;
- 30 3-(3-Methyl-1-benzofuran-2-yl)-6-[3-(methylsulfonyl)propoxy]imidazo[1,2-*b*]-
pyridazine ;

3-(7-Methyl-1-benzofuran-2-yl)-6-[3-(methylsulfonyl)propoxy]imidazo[1,2-*b*]-
pyridazine ; and

3-(4-Fluoro-1-benzofuran-2-yl)-6-[3-(methylsulfonyl)propoxy]imidazo[1,2-*b*]-
5 pyridazine;

3-(1-Benzofuran-2-yl)-7-methyl-6-[3-(methylsulfonyl)propoxy]imidazo[1,2-*b*]-
pyridazine;

10 3-(1-Benzofuran-2-yl)-6-[3-(methylsulfonyl)propoxy]-7-phenylimidazo[1,2-*b*]-
pyridazine;

3-(4-Methoxyfuro[3,2-*c*]pyridin-2-yl)-6-[3-(methylsulfonyl)propoxy]-imidazo-[1,2-*b*]-
pyridazine;

15 3-(Furo[3,2-*c*]pyridin-2-yl)-6-[3-(methylsulfonyl)propoxy]imidazo[1,2-*b*]-pyridazine;

3-(Furo[3,2-*b*]pyridin-2-yl)-6-[3-(methylsulfonyl)propoxy]imidazo[1,2-*b*]-pyridazine

20 2,2,2-Trifluoro-*N*-[(3-{[3-(4-methoxy-1-benzofuran-2-yl)imidazo[1,2-*b*]pyridazin-6-
yl]oxy}propyl)(methyl)oxido-lambda⁶-sulfanylidene]acetamide ;

3-(4-Methoxy-1-benzofuran-2-yl)-6-[3-(*S*-methylsulfonimidoyl)-propoxy]imidazo-
[1,2-*b*]pyridazine ;

25 *N*-[(3-{[3-(1-Benzofuran-2-yl)imidazo[1,2-*b*]pyridazin-6-yl]oxy}propyl)(methyl)oxido-
lambda⁶-sulfanylidene]-2,2,2-trifluoroacetamide ;

3-(1-Benzofuran-2-yl)-6-[3-(*S*-methylsulfonimidoyl)propoxy]imidazo[1,2-
30 *b*]pyridazine ;

N-[(4-{[3-(1-Benzofuran-2-yl)imidazo[1,2-*b*]pyridazin-6-yl]oxy}butyl)(methyl)oxido-
lambda⁶-sulfanylidene]-2,2,2-trifluoroacetamide ;

3-(1-Benzofuran-2-yl)-6-[4-(S-methylsulfonimidoyl)butoxy]imidazo[1,2-
b]pyridazine ;

5 *N*-[(2-{{3-(1-Benzofuran-2-yl)imidazo[1,2-*b*]pyridazin-6-yl}oxy}ethyl)(methyl)oxido-
lambda⁶-sulfanylidene]-2,2,2-trifluoroacetamide ;

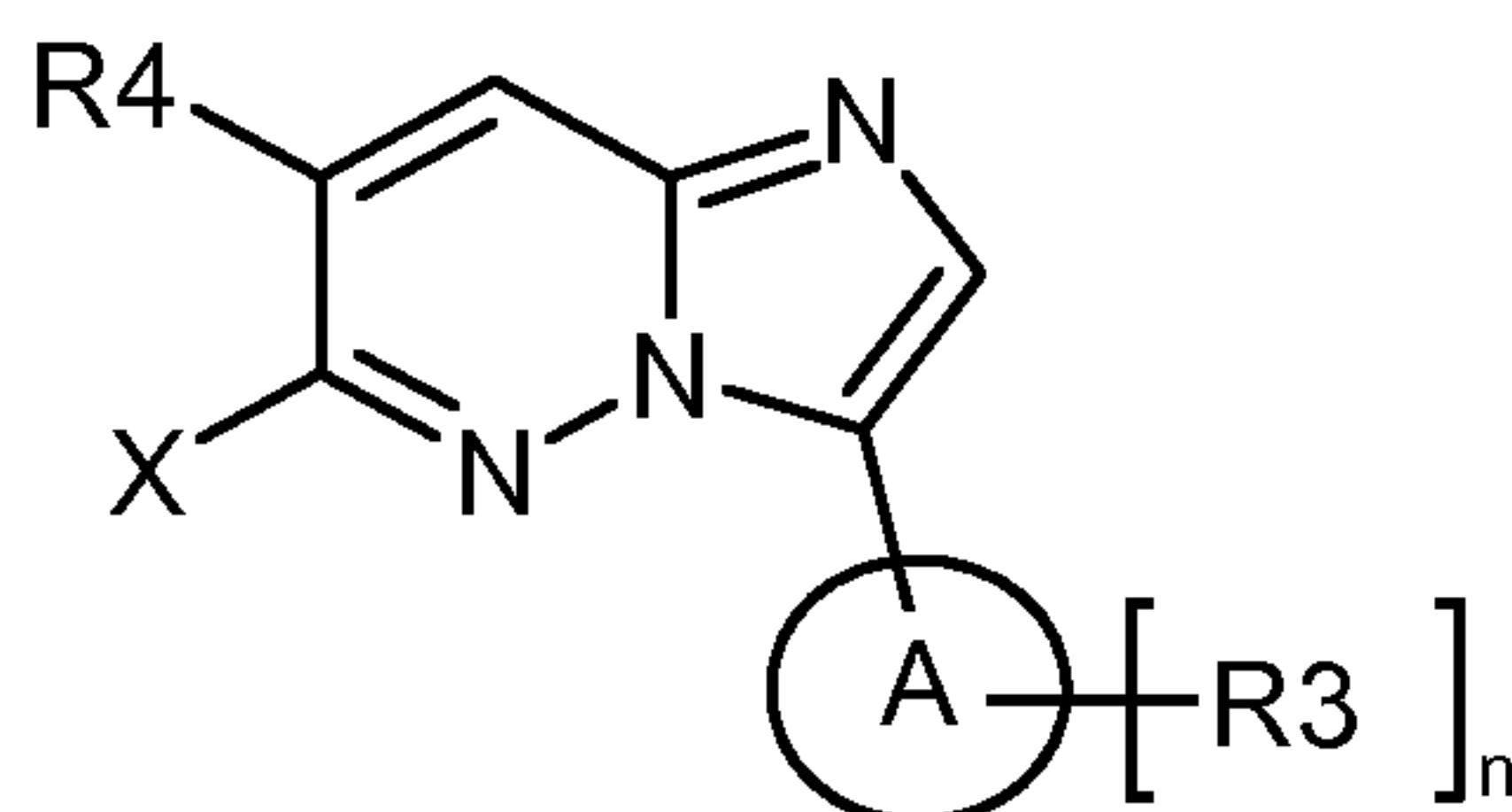
[(3-{{3-(1-Benzofuran-2-yl)imidazo[1,2-*b*]pyridazin-6-yl}oxy}propyl)(methyl)oxido-
lambda⁶-sulfanylidene]cyanamide ;

10 [(3-{{3-(4-Methoxyfuro[3,2-*c*]pyridin-2-yl)imidazo[1,2-*b*]pyridazin-6-
yl}oxy}propyl)(methyl)oxido-lambda⁶-sulfanylidene]cyanamide ; and

3-(4-Methoxyfuro[3,2-*c*]pyridin-2-yl)-6-[3-(S-methylsulfonimidoyl)propoxy]-
imidazo[1,2-*b*]pyridazine.

15

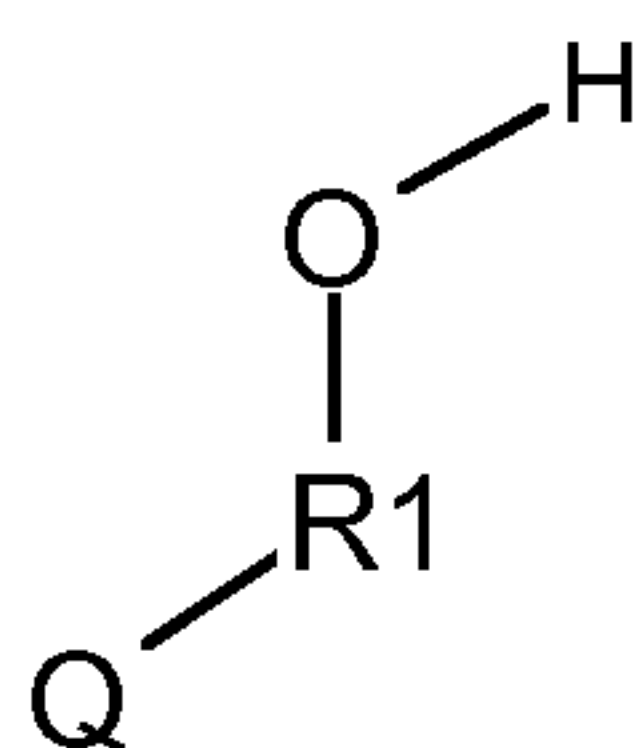
7. A method of preparing a compound of general formula (I) according to any one
of claims 1 to 6, said method comprising the step of allowing an intermediate
compound of general formula (E) :



20

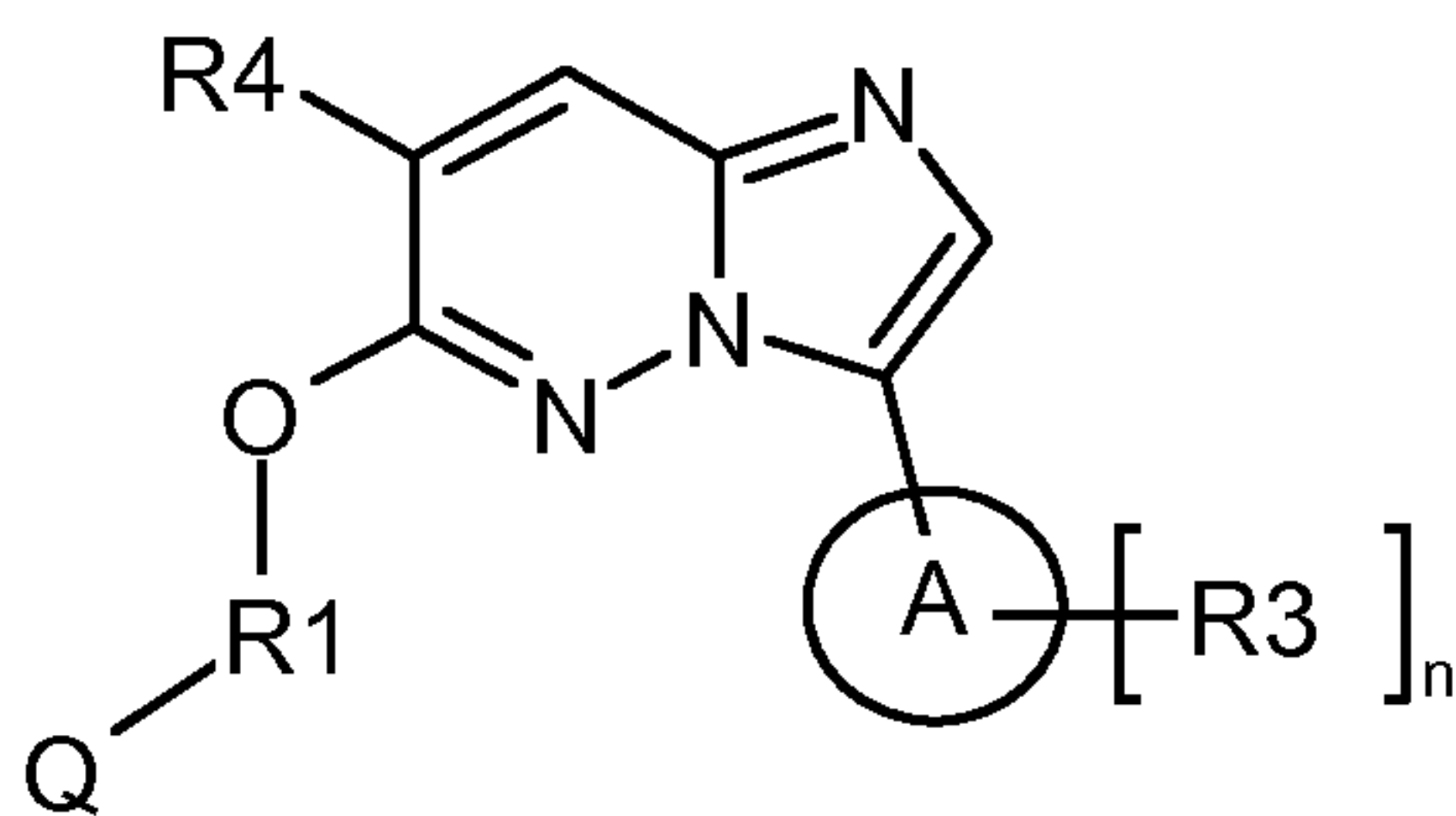
(E)

25 in which A, R3, R4 and n are as defined for the compound of general formula (I)
according to any one of claims 1 to 6, and X represents a leaving group, such as a
halogen atom, for example a chlorine, bromine or iodine atom, or a
perfluoroalkylsulfonate group for example, such as a trifluoromethylsulfonate
group or a nonafluorobutylsulfonate group, for example,
to react, in the presence of a base, with a compound of general formula (G) :



(G),

in which R1 and Q are defined for the compound of general formula (I) according to any one of claims 1 to 6, thereby giving a compound of general formula (I) :



(I)

in which A, Q, R1, R3, R4 and n are defined for the compound of general formula (I) according to any one of claims 1 to 6.

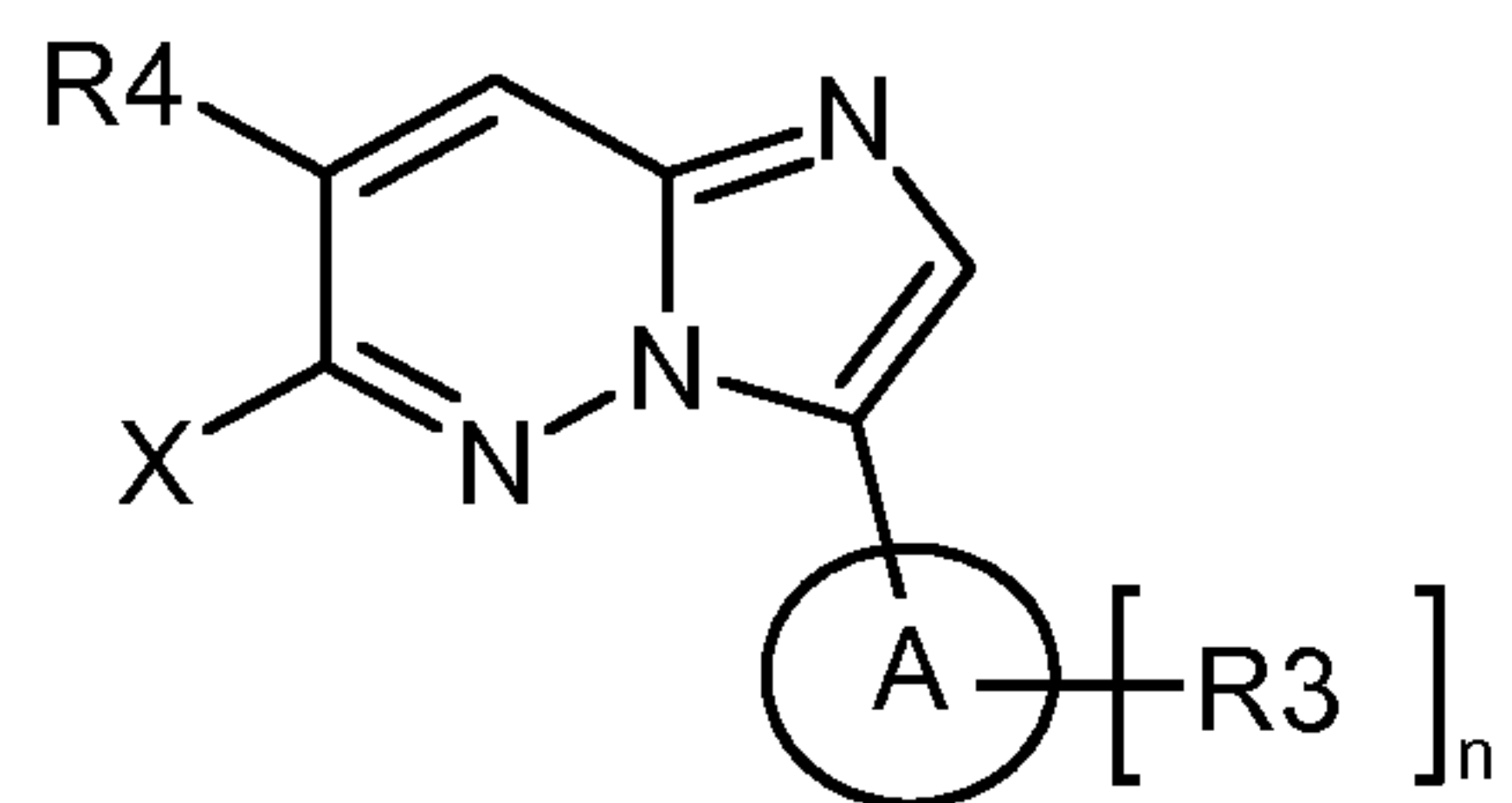
- 5
- 10 8. A compound of general formula (I), or a stereoisomer, a tautomer, an N-oxide, a hydrate, a solvate, or a salt thereof, particularly a pharmaceutically acceptable salt thereof, or a mixture of same, according to any one of claims 1 to 6, for use in the treatment or prophylaxis of a disease.
- 15 9. A pharmaceutical composition comprising a compound of general formula (I), or a stereoisomer, a tautomer, an N-oxide, a hydrate, a solvate, or a salt thereof, particularly a pharmaceutically acceptable salt thereof, or a mixture of same, according to any one of claims 1 to 6, and a pharmaceutically acceptable diluent or carrier.
- 20 10. A pharmaceutical combination comprising :
- one or more first active ingredients selected from a compound of general formula (I) according to any of claims 1 to 6, and
 - 25 - one or more second active ingredients selected from chemotherapeutic anti-cancer agents.

11. Use of a compound of general formula (I), or a stereoisomer, a tautomer, an N-oxide, a hydrate, a solvate, or a salt thereof, particularly a pharmaceutically acceptable salt thereof, or a mixture of same, according to any one of claims 1 to 5 6, for the prophylaxis or treatment of a disease.

12. Use of a compound of general formula (I), or a stereoisomer, a tautomer, an N-oxide, a hydrate, a solvate, or a salt thereof, particularly a pharmaceutically acceptable salt thereof, or a mixture of same, according to any one of claims 1 to 10 6, for the preparation of a medicament for the prophylaxis or treatment of a disease.

13. Use according to claim 8, 11 or 12, wherein said disease is a disease of uncontrolled cell growth, proliferation and/or survival, an inappropriate cellular immune response, or an inappropriate cellular inflammatory response, particularly 15 in which the uncontrolled cell growth, proliferation and/or survival, inappropriate cellular immune response, or inappropriate cellular inflammatory response is mediated by the MKNK-1 pathway, more particularly in which the disease of uncontrolled cell growth, proliferation and/or survival, inappropriate cellular immune response, or inappropriate cellular inflammatory response is 20 immune response, or inappropriate cellular inflammatory response is a haematological tumour, a solid tumour and/or metastases thereof, e.g. leukaemias and myelodysplastic syndrome, malignant lymphomas, head and neck tumours including brain tumours and brain metastases, tumours of the thorax including non-small cell and small cell lung tumours, gastrointestinal tumours, endocrine 25 tumours, mammary and other gynaecological tumours, urological tumours including renal, bladder and prostate tumours, skin tumours, and sarcomas, and/or metastases thereof.

14. A compound of general formula (E) :
30



(E)

- 5 in which A, R3, R4 and n are defined for the compound of general formula (I) according to any one of claims 1 to 6, and X represents a leaving group, such as a halogen atom, for example a chlorine, bromine or iodine atom, or a perfluoroalkylsulfonate group for example, such as a trifluoromethylsulfonate group or a nonafluorobutylsulfonate group, for example.

10

15. Use of a compound according to claim 14 for the preparation of a compound of general formula (I) according to any one of claims 1 to 6.

