

[54] **FAUCET**
[75] **Inventor: Joseph Strignano, New York, N.Y.**
[73] **Assignee: I.W. Industries, Melville, N.Y.**
[**] **Term: 14 Years**
[21] **Appl. No.: 39,649**
[22] **Filed: Apr. 16, 1987**
[52] **U.S. Cl. D23/241**
[58] **Field of Search D23/238-243;**
4/191, 192; 137/801

D. 290,991 7/1987 Paul D23/241
D. 297,756 9/1988 Paul D23/242
D. 299,851 2/1989 Rademacher D23/241
D. 301,054 5/1989 Rodstein D23/242

Primary Examiner—James R. Largen
Attorney, Agent, or Firm—Alfred M. Walker

[57] **CLAIM**

The ornamental design for a faucet, as shown and described.

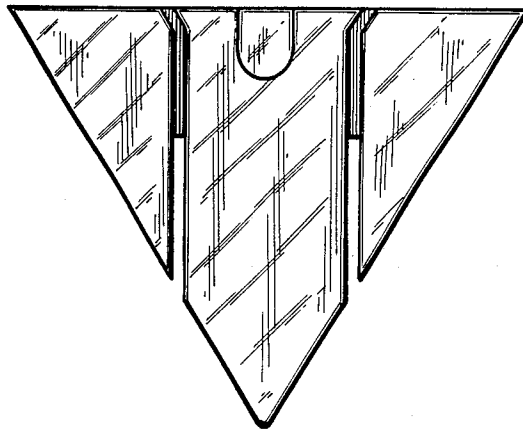
DESCRIPTION

FIG. 1 is a perspective view taken from the top, front and left side of a faucet showing my new design; FIG. 2 is a top plan view thereof; FIG. 3 is a front elevational view thereof; and FIG. 4 is a left side elevational view thereof, the right side being a mirror image of the left side shown.

[56] **References Cited**

U.S. PATENT DOCUMENTS

D. 265,231 6/1982 Paul D23/241
D. 290,160 6/1987 Paul D23/241



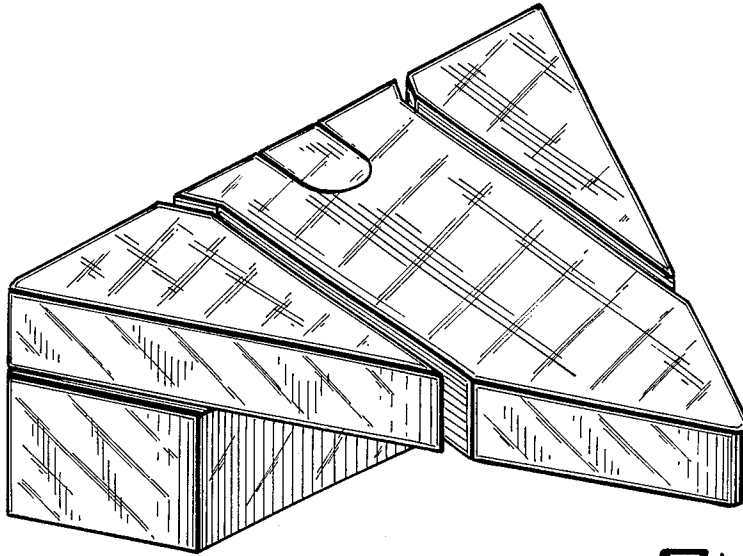


Fig. 1

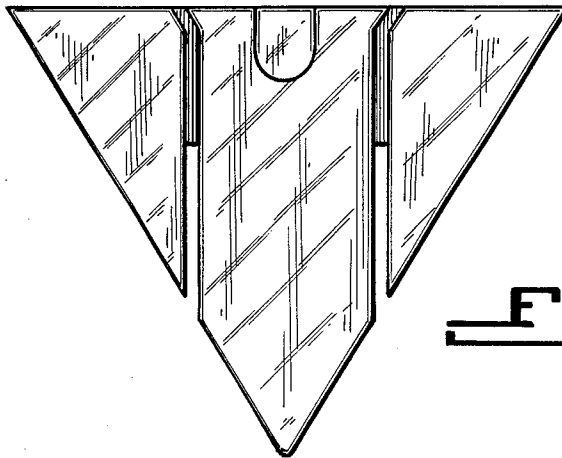


Fig. 2

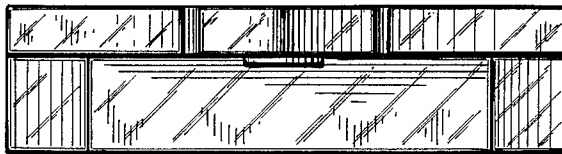


Fig. 3

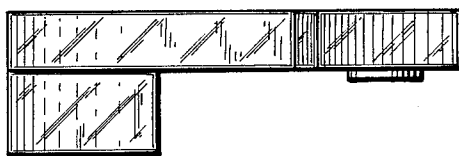


Fig. 4