



US00D856159S

(12) **United States Design Patent** (10) **Patent No.:** **US D856,159 S**
Villarreal et al. (45) **Date of Patent:** **** Aug. 13, 2019**

(54) **COSMETICS DISPENSER** D634,478 S * 3/2011 Kolas D28/77
D693,226 S 11/2013 Paschoal et al.
(71) Applicant: **HCT GROUP HOLDINGS** D727,172 S 4/2015 Rosella
LIMITED, Central (CN) D746,513 S * 12/2015 Monical D28/7
2005/0047848 A1* 3/2005 Carraher A45D 40/02
401/266
(72) Inventors: **Armando Villarreal**, Los Angeles, CA 2006/0291948 A1 12/2006 Holloway
(US); **Jeremy Wilson**, Los Angeles, CA 2007/0098479 A1 5/2007 Kim
(US); **Adrian C. Apodaca**, Daly City, 2007/0201939 A1* 8/2007 Wong A46B 11/0041
CA (US) 401/134
2011/0095052 A1 4/2011 Zhang
(73) Assignee: **HCT GROUP HOLDINGS** 2012/0070220 A1 3/2012 Ruiz, Sr. et al.
LIMITED, Hong Kong (HK) (Continued)

(**) Term: **15 Years**

FOREIGN PATENT DOCUMENTS

(21) Appl. No.: **29/629,392**
(22) Filed: **Dec. 13, 2017**

GB 2404370 A 2/2005
WO 0108529 A2 2/2001
WO 2011083427 A2 7/2011

Related U.S. Application Data

Primary Examiner — Derrick E Holland
Assistant Examiner — Janice Patyk
(74) *Attorney, Agent, or Firm* — Seager, Tufte & Wickhem LLP

(62) Division of application No. 29/571,971, filed on Jul. 22, 2016, now Pat. No. Des. 808,822.
(51) **LOC (12) Cl.** **09-01**
(52) **U.S. Cl.**
USPC **D9/724**
(58) **Field of Classification Search**
USPC D9/442, 695-699, 702-714, 723-729;
D24/199; D28/7; 132/317, 318, 320;
222/95, 207, 212, 335
CPC A45D 34/00; A45D 40/00; B65D 81/3272
See application file for complete search history.

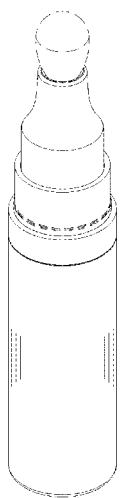
(57) **CLAIM**
The ornamental design for a cosmetics dispenser, as shown and described.

DESCRIPTION

(56) **References Cited**
U.S. PATENT DOCUMENTS
D364,669 S * 11/1995 Winner D22/117
D397,517 S * 8/1998 Choyee D28/59
D416,356 S 11/1999 Denham et al.
D423,922 S * 5/2000 Ohchi D9/503
D554,291 S * 10/2007 Darnell D19/163
D565,798 S * 4/2008 Ivanova D28/89
D567,669 S 4/2008 Py et al.

FIG. 1 is a perspective view of a cosmetics dispenser, showing our new design;
FIG. 2 is a front view thereof, the rear, left, and right views being the same;
FIG. 3 is a top view thereof, shown in enlarged scale;
FIG. 4 is a bottom view thereof, shown in enlarged scale; and,
FIG. 5 is a perspective view thereof, shown with a cap thereon.
The broken lines in the Figures illustrate the portions of the design that form no part of the claimed design.

1 Claim, 5 Drawing Sheets



(56)

References Cited

U.S. PATENT DOCUMENTS

2012/0266907	A1*	10/2012	Chan	A45D 34/042 132/218
2014/0328611	A1*	11/2014	Ishida	A45D 34/04 401/184
2015/0003885	A1	1/2015	Wade et al.	
2016/0058155	A1*	3/2016	Maurin	A45D 34/04 222/505

* cited by examiner

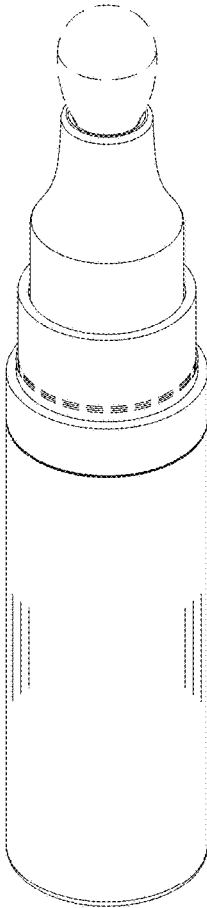


FIG. 1




FIG. 2

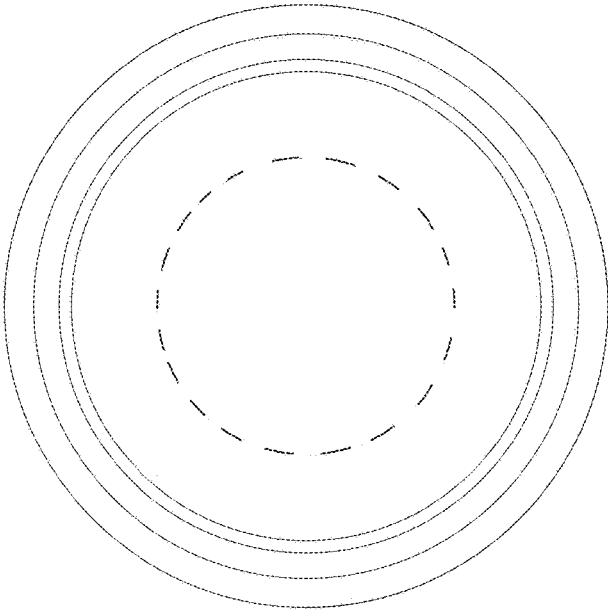


FIG. 3




FIG. 4

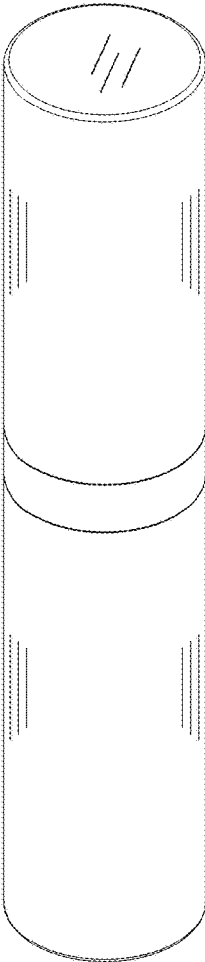


FIG. 5