

[54] FLOOR MAT OR SIMILAR ARTICLE

[75] Inventor: Jens J. Jonker, Doetinchem, Netherlands

[73] Assignee: Vredestein Icopro B.V., Velp, Netherlands

[**] Term: 14 Years

[21] Appl. No.: 880,616

[22] Filed: Jun. 30, 1986

[30] Foreign Application Priority Data

Dec. 30, 1985 [IB] Int'l Pat. Institute DMA/000458

[52] U.S. Cl. D6/585; D6/582; D25/155; D25/156

[58] Field of Search D25/157, 158, 152, 153, D25/155, 156; 52/660, 663, 177; 428/131, 132, 178, 180; D6/585, 583, 582; D23/309; 15/215

[56] References Cited

U.S. PATENT DOCUMENTS

D. 194,184 12/1962 Clauss D25/155 X
 D. 232,895 9/1974 Bell D6/585
 D. 233,832 12/1974 Becker D25/156
 D. 241,493 9/1976 Ettlinger et al. D6/585
 D. 281,752 12/1985 Dickens et al. D6/583 X
 1,984,653 12/1934 Palmer et al. 428/178 X
 4,478,901 10/1984 Dickens et al. 52/177 X

Primary Examiner—Winifred E. Herrmann
Attorney, Agent, or Firm—John P. Snyder

[57] CLAIM

The ornamental design for a floor mat or similar article, as shown and described.

DESCRIPTION

FIG. 1 is a top perspective view of a floor mat or similar article showing my new design; FIG. 2 is a top plan view thereof; FIG. 3 is an elevational view of one side thereof, the other sides being identical thereto; and, FIG. 4 is a bottom plan view thereof. The drawing views have been broken away to indicate indeterminate size.




FIG. 1

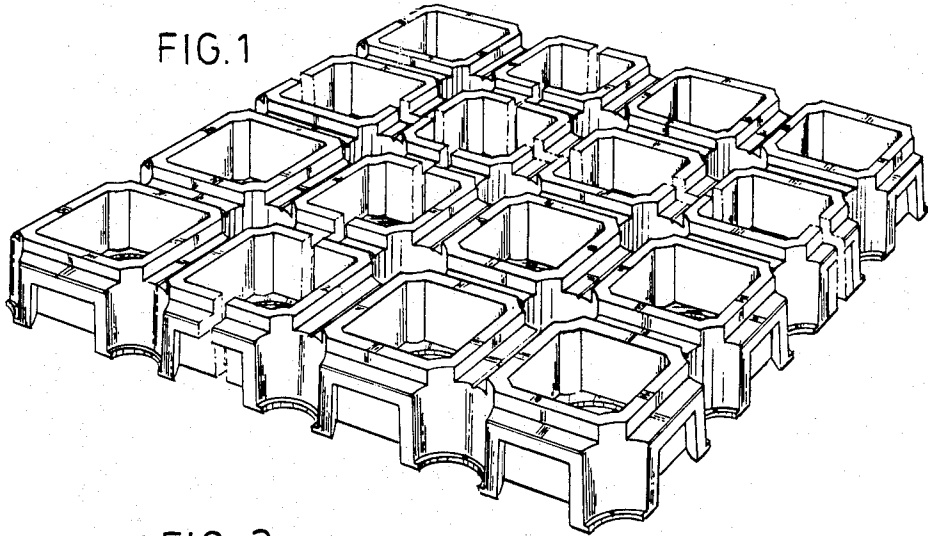


FIG. 2

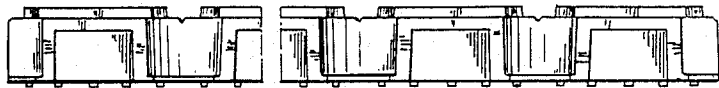
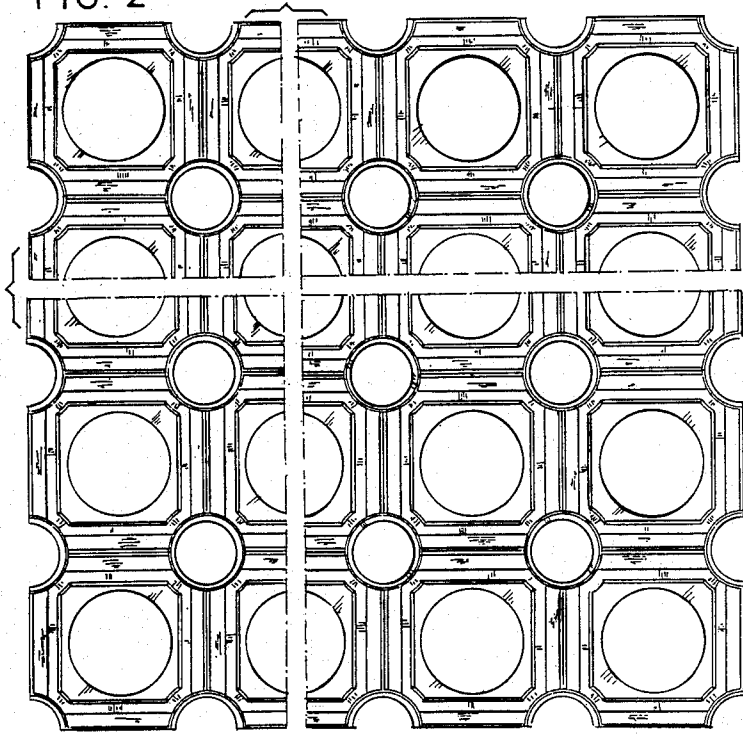


FIG. 3

FIG. 4

