



US00D954836S

(12) **United States Design Patent**
Zhu

(10) **Patent No.:** **US D954,836 S**

(45) **Date of Patent:** **** Jun. 14, 2022**

(54) **GAME CONTROLLER BACK CASE**

(71) Applicant: **Jiarui Zhu**, Zhongshan (CN)

(72) Inventor: **Jiarui Zhu**, Zhongshan (CN)

(**) Term: **15 Years**

(21) Appl. No.: **29/720,349**

(22) Filed: **Jan. 13, 2020**

(51) **LOC (13) Cl.** **21-01**

(52) **U.S. Cl.**

USPC **D21/333**

(58) **Field of Classification Search**

USPC D21/324–29, 330, 331, 333, 341, 342,
D21/349, 386, 324–329; D14/137, 138,
D14/160, 168, 174, 177, 190, 217, 218,
D14/250, 299, 322, 341, 345, 346, 353,
D14/354, 356, 387, 388, 389, 399–401,
D14/412–416, 421, 432, 440, 443, 449,
D14/450, 454, 463, 471, 474, 483, 493,
D14/496, 511; D22/100, 103–105;
D13/162, 162.1, 168; D10/78, 98, 103;
D12/174, 177, 190, 218; D18/10
CPC A45C 13/00; A45C 13/001; A45C 13/002;
A63F 13/10; A63F 13/98; A63F 13/24;
A63F 9/0291; A63F 13/06; A63F 13/02;
A63F 9/00; A63F 9/24; A63F 11/00;
G06F 3/0338; G06F 3/014; G06F 3/0346;
G06F 1/1666; G06F 17/00; G06F 19/00;
G06T 7/246; H04N 21/00; H04N 7/14;
C09J 7/38

See application file for complete search history.

(56) **References Cited**

U.S. PATENT DOCUMENTS

D712,484 S *	9/2014	Sumii	D21/333
D712,973 S *	9/2014	Sumii	D21/333
D718,818 S *	12/2014	Sumii	D21/333
D733,802 S *	7/2015	Burgess	D21/333
D806,078 S *	12/2017	Goldman	D14/401
D816,083 S *	4/2018	Wu	D14/401
D816,674 S *	5/2018	Wu	D14/401
D819,641 S *	6/2018	Tsuchiya	D14/401
D823,945 S *	7/2018	Falc	D21/333
D845,395 S *	4/2019	Strahle	D21/333
D856,334 S *	8/2019	Salter	D14/401
D864,302 S *	10/2019	Strahle	D21/333
D868,898 S *	12/2019	Fei	D21/333
D872,183 S *	1/2020	Chatterjee	D21/333

* cited by examiner

Primary Examiner — Mehri F Bajoul

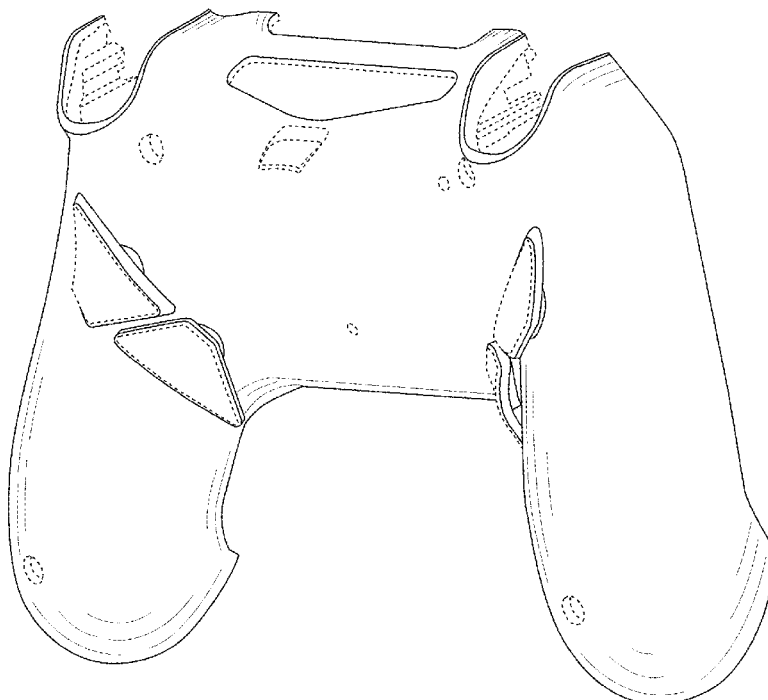
(57) **CLAIM**

The ornamental design for game controller back case, as shown and described.

DESCRIPTION

FIG. 1 is a front perspective view of a game controller back case showing my new design;
FIG. 2 is a front elevational view thereof;
FIG. 3 is a left side elevational view thereof;
FIG. 4 is a right side elevational view thereof;
FIG. 5 is a top plan view thereof; and,
FIG. 6 is a bottom plan view thereof.
The broken lines in figures depict the portions of the game controller back case that form no part of the claimed design.

1 Claim, 6 Drawing Sheets



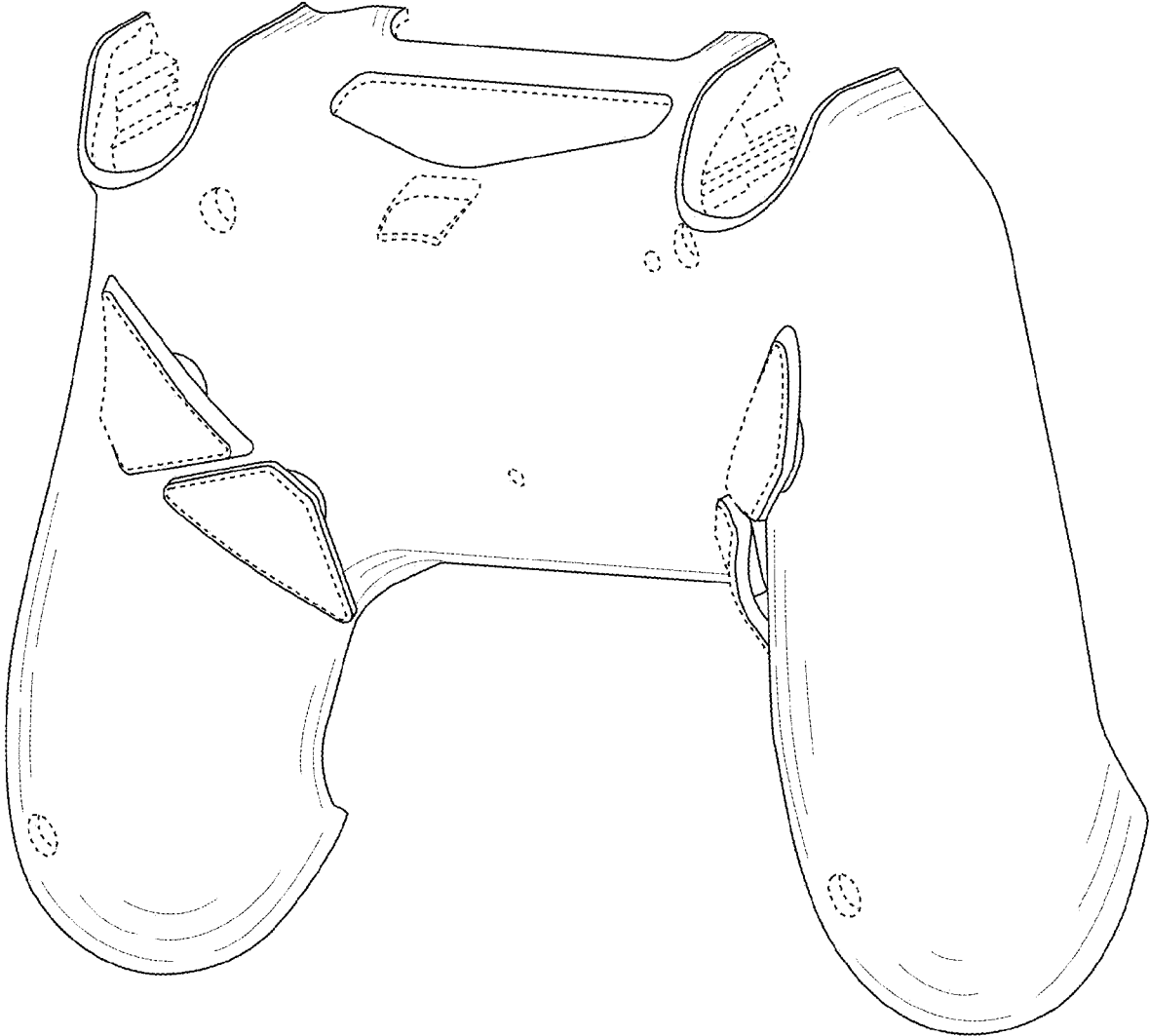


FIG. 1

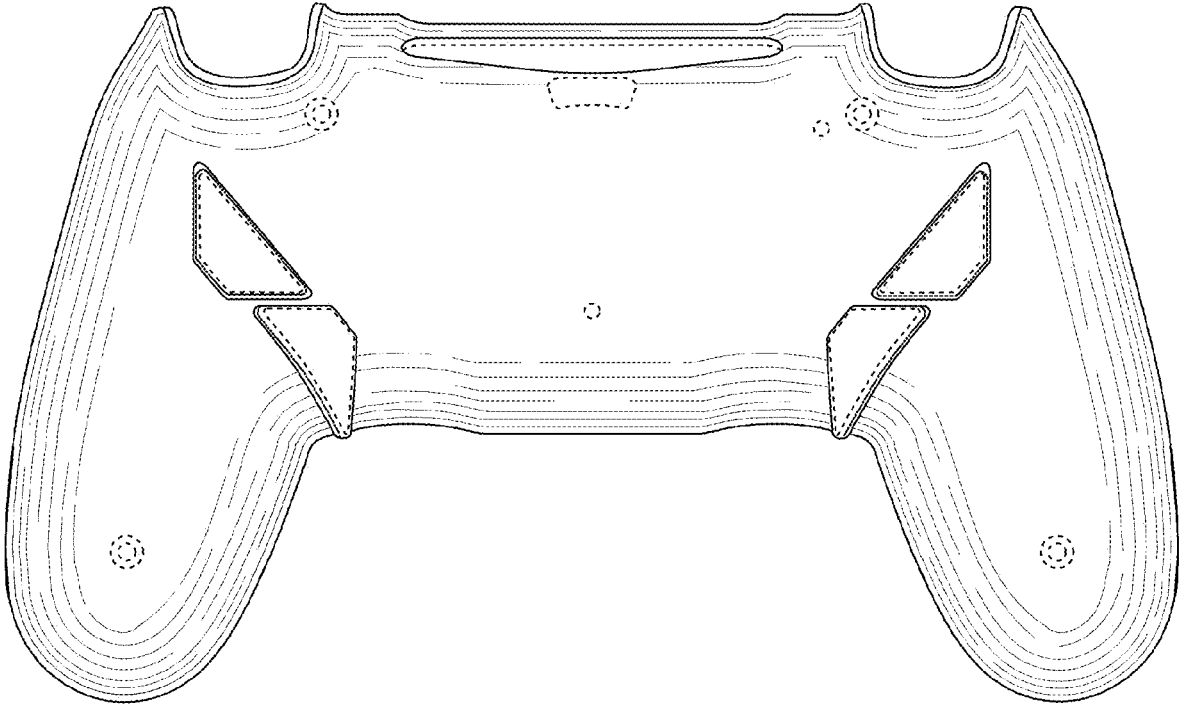


FIG. 2

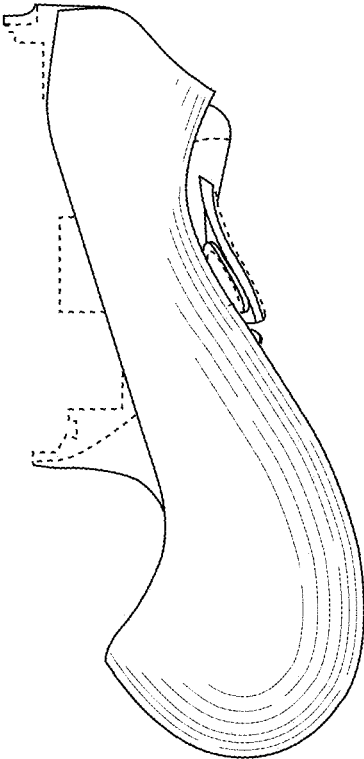


FIG. 3

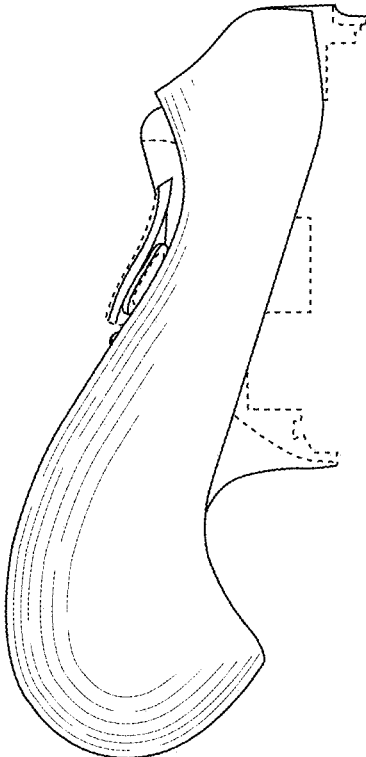


FIG. 4

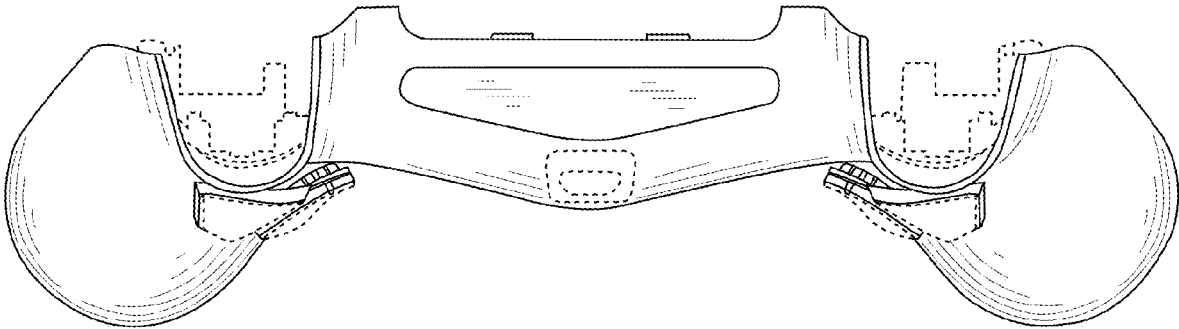


FIG. 5

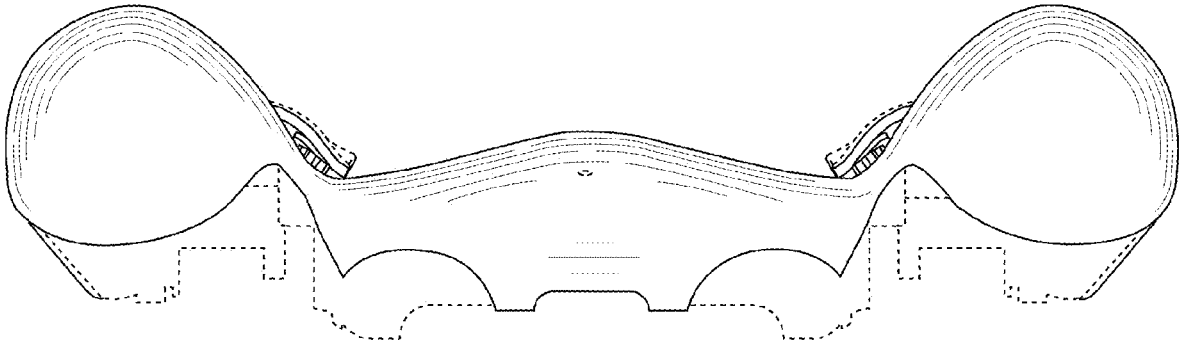


FIG. 6