



US00D723788S

(12) **United States Design Patent**  
**Raysse**

(10) **Patent No.:** **US D723,788 S**

(45) **Date of Patent:** **\*\* Mar. 10, 2015**

(54) **SHOE UPPER**

(71) Applicant: **Skechers U.S.A., Inc. II**, Manhattan Beach, CA (US)

(72) Inventor: **David Raysse**, Los Angeles, CA (US)

(73) Assignee: **Skechers U.S.A., Inc. II**, Manhattan Beach, CA (US)

(\*\*) Term: **14 Years**

(21) Appl. No.: **29/498,474**

(22) Filed: **Aug. 4, 2014**

(51) **LOC (10) Cl.** ..... **02-99**

(52) **U.S. Cl.**  
USPC ..... **D2/969; D2/971**

(58) **Field of Classification Search**  
USPC ..... D2/902, 906-908, 923, 939, 969,  
D2/971-974; 36/45, 50.1, 77 M, 77 R, 83,  
36/13, 114, 126-131  
See application file for complete search history.

(56) **References Cited**

U.S. PATENT DOCUMENTS

D94,108 S *	12/1934	Bancroft	.....	D2/974
D107,676 S *	12/1937	Cook	.....	D2/923
D146,423 S *	2/1947	Von Baudissin	.....	D2/923
D153,256 S *	4/1949	Braga	.....	D2/923
D170,782 S	11/1953	Wegner		
186,155 A	9/1959	Bianchini		
D366,953 S	2/1996	Tate		
D432,772 S *	10/2000	Debiase	.....	D2/972
D432,773 S *	10/2000	Debiase	.....	D2/972
D442,771 S	5/2001	Haas		
D451,262 S *	12/2001	Ransan	.....	D2/923
D452,369 S *	12/2001	Roulo	.....	D2/973
D457,296 S	5/2002	Burt		
D459,868 S *	7/2002	McCourt	.....	D2/972
D467,063 S	12/2002	Chen		
D474,006 S *	5/2003	Schroeder et al.	.....	D2/969
D474,009 S *	5/2003	Lotti	.....	D2/972

D490,231 S	5/2004	Estey		
D490,233 S *	5/2004	Cooper	.....	D2/972
D491,718 S *	6/2004	Link	.....	D2/972
D498,356 S	11/2004	Lotti		
D499,863 S	12/2004	Sakai et al.		
D504,012 S	4/2005	Fullum		
6,895,693 B2 *	5/2005	Baruck	.....	36/8.3
D508,767 S *	8/2005	Hatfield	.....	D2/972
D521,218 S *	5/2006	Burg	.....	D2/969
D522,227 S *	6/2006	Young	.....	D2/972
D523,221 S *	6/2006	Portzline	.....	D2/972

(Continued)

*Primary Examiner* — Dominic Simone

(74) *Attorney, Agent, or Firm* — Marshall A. Lerner; Marvin H. Kleinberg; Kleinberg & Lerner, LLP

(57) **CLAIM**

The ornamental design for a shoe upper, as shown and described.

**DESCRIPTION**

FIG. 1 is a perspective view of a first exemplary embodiment of a shoe upper in accordance with my new design.

FIG. 2 is a left side view thereof;

FIG. 3 is a right side view thereof;

FIG. 4 is a top plan view thereof;

FIG. 5 is a bottom plan view thereof;

FIG. 6 is a rear elevation view thereof and

FIG. 7 is a front elevation view thereof.

FIG. 8 is a perspective view of a second exemplary embodiment of a shoe upper in accordance with my new design.

FIG. 9 is a left side view thereof;

FIG. 10 is a right side view thereof;

FIG. 11 is a top plan view thereof;



FIG. 12 is a bottom plan view thereof;

FIG. 13 is a rear elevation view thereof; and,

FIG. 14 is a front elevation view thereof.

Broken lines showing the remainder of the shoe in the figures are for illustrative purposes only and form no part of the claimed invention.

**1 Claim, 12 Drawing Sheets**



(56)

**References Cited**

U.S. PATENT DOCUMENTS

D523,615 S 6/2006 Burg  
 D529,706 S \* 10/2006 Paz ..... D2/972  
 D532,590 S 11/2006 Belley et al.  
 D533,339 S \* 12/2006 Edwards ..... D2/972  
 D544,700 S 6/2007 Link  
 D546,042 S \* 7/2007 Matis ..... D2/969  
 D549,441 S \* 8/2007 Chang ..... D2/972  
 D550,947 S \* 9/2007 Caine ..... D2/972  
 D553,838 S 10/2007 Belley et al.  
 D556,994 S \* 12/2007 Belley ..... D2/969  
 D564,210 S \* 3/2008 Minami ..... D2/972  
 D566,948 S \* 4/2008 Belley et al. .... D2/969  
 D578,294 S 10/2008 Mervar et al.

D605,388 S 12/2009 St-Louis et al.  
 D611,239 S \* 3/2010 Brambilla ..... D2/969  
 D613,485 S \* 4/2010 Meador ..... D2/926  
 D653,020 S 1/2012 Van Zyll De Jong et al.  
 D654,255 S 2/2012 Amzallag  
 D659,989 S \* 5/2012 Caine ..... D2/972  
 D660,581 S \* 5/2012 Caine ..... D2/972  
 D661,884 S \* 6/2012 Raysse ..... D2/969  
 D668,441 S 10/2012 Shaffer  
 D668,858 S 10/2012 Shaffer  
 D676,223 S 2/2013 Dill  
 D682,530 S 5/2013 Wilken  
 D687,622 S 8/2013 Tzenos et al.  
 D689,681 S 9/2013 Dekovic  
 D694,504 S \* 12/2013 McMillan ..... D2/971

\* cited by examiner

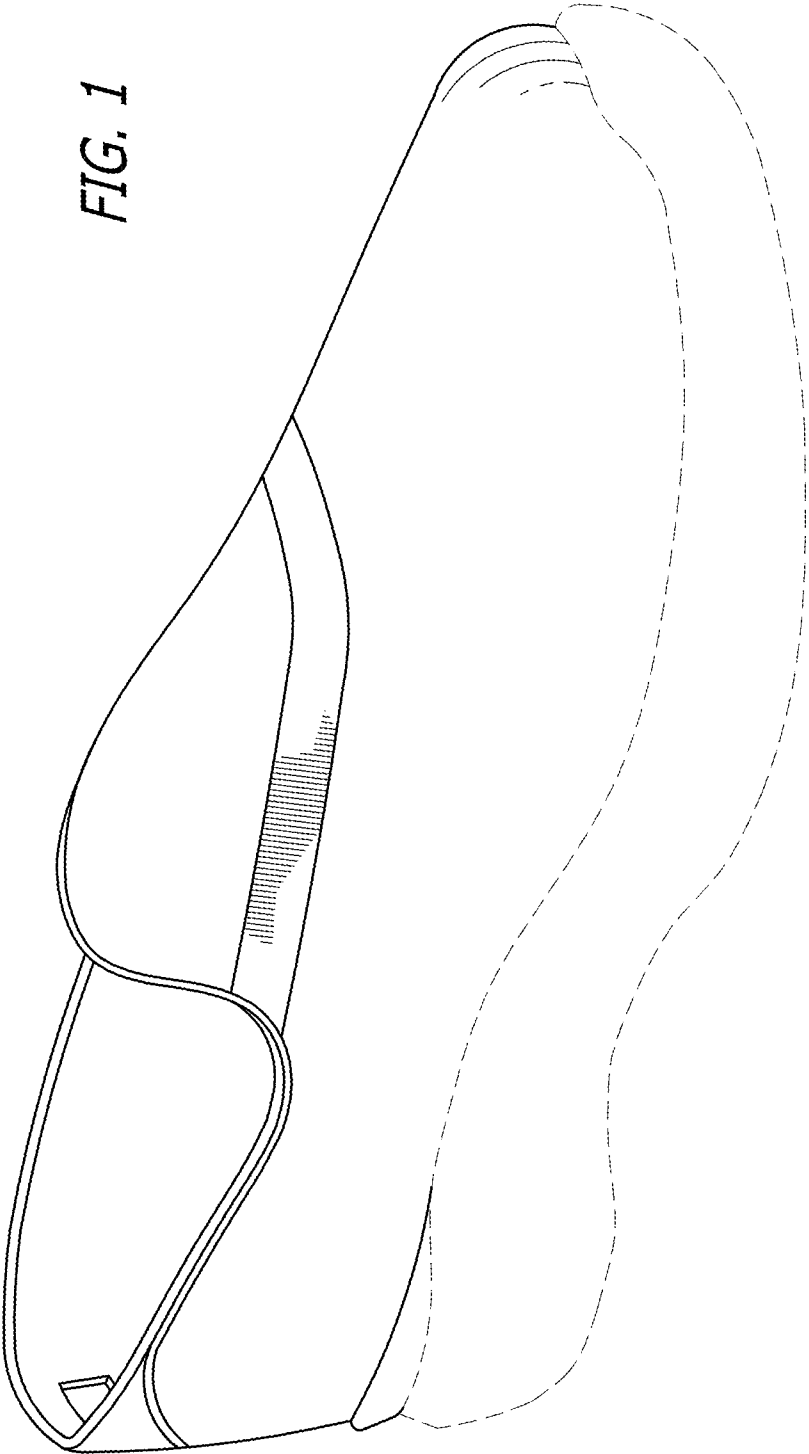


FIG. 2

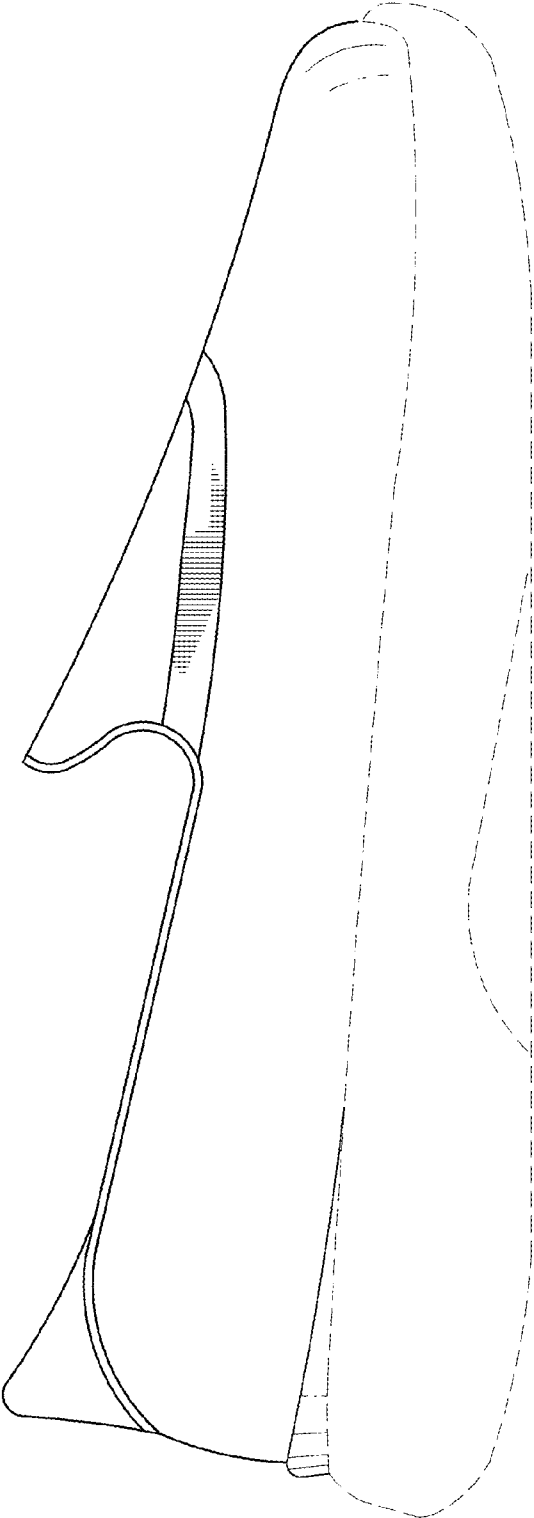
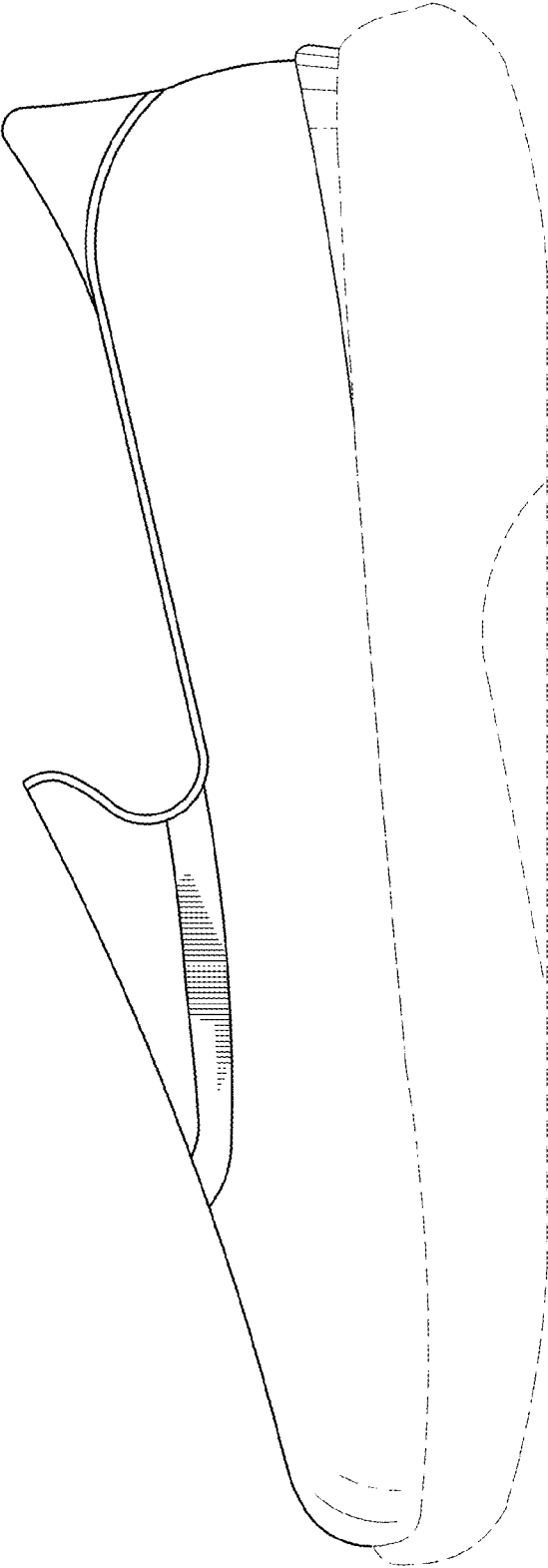


FIG. 3



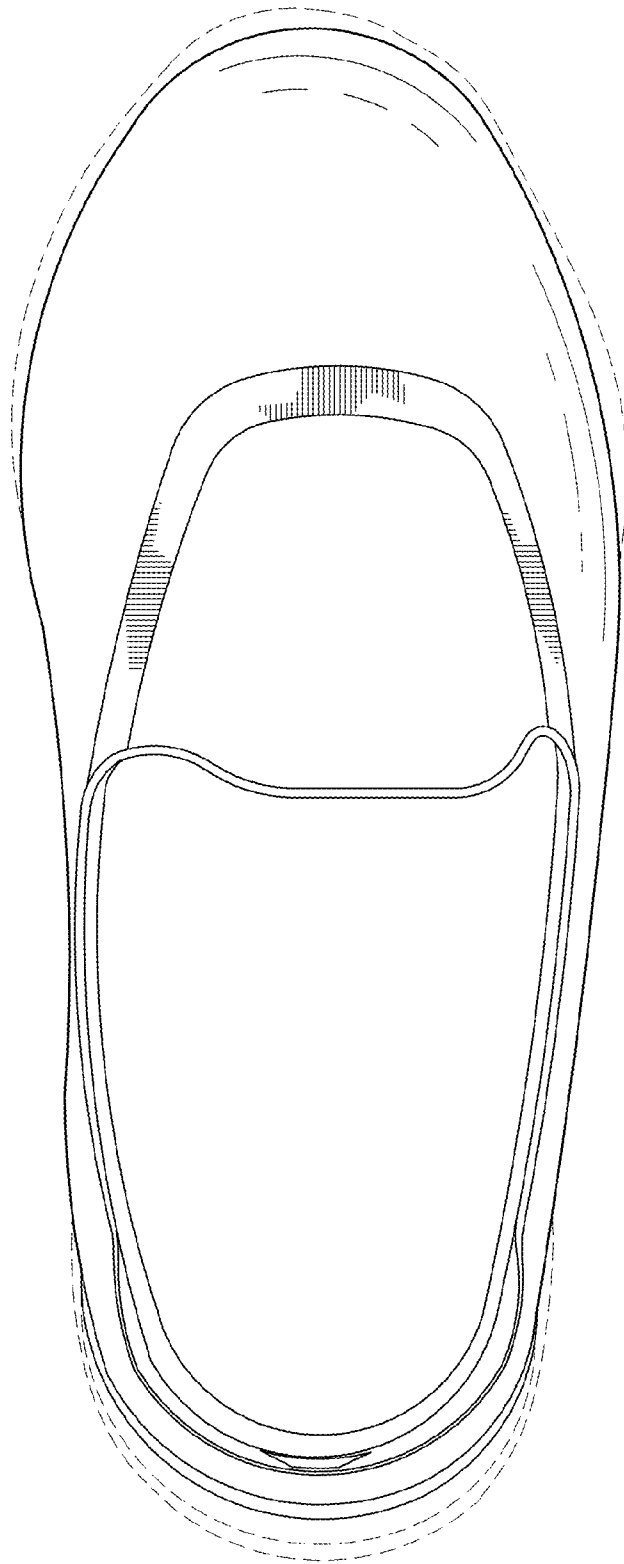
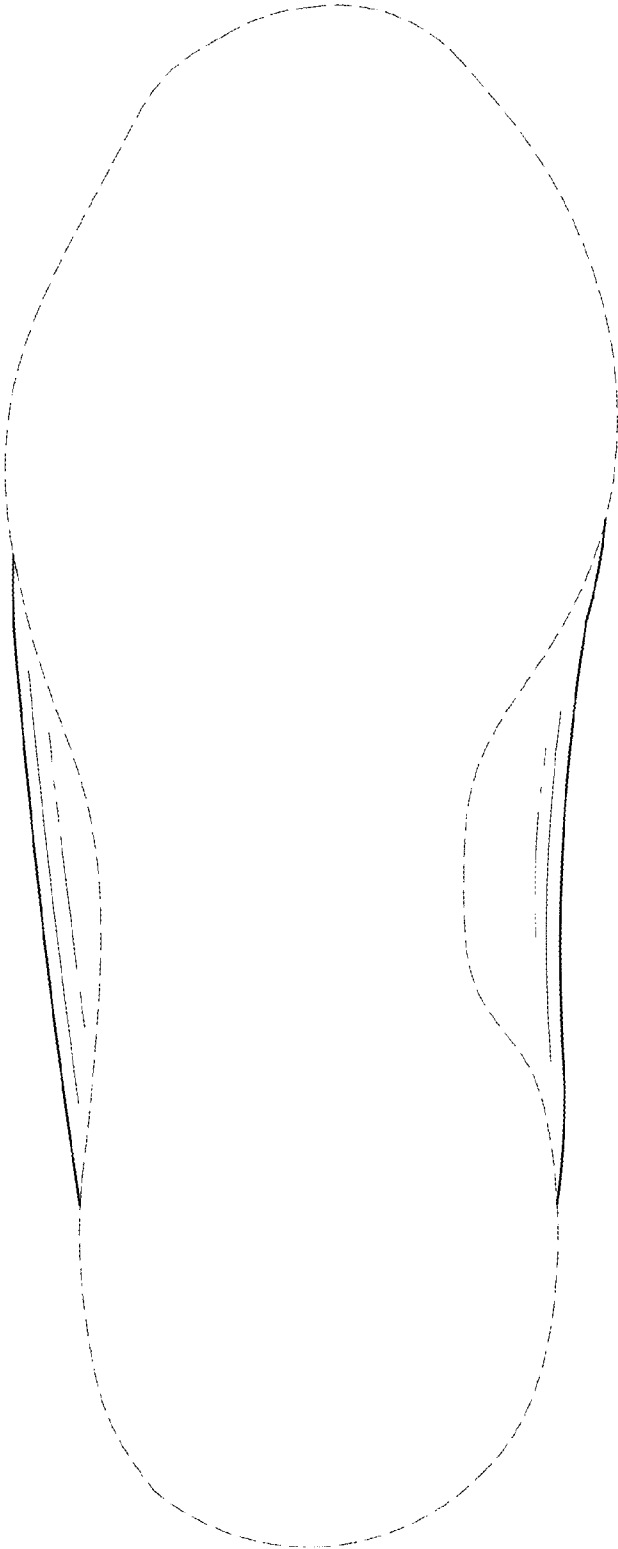


FIG. 4

*FIG. 5*



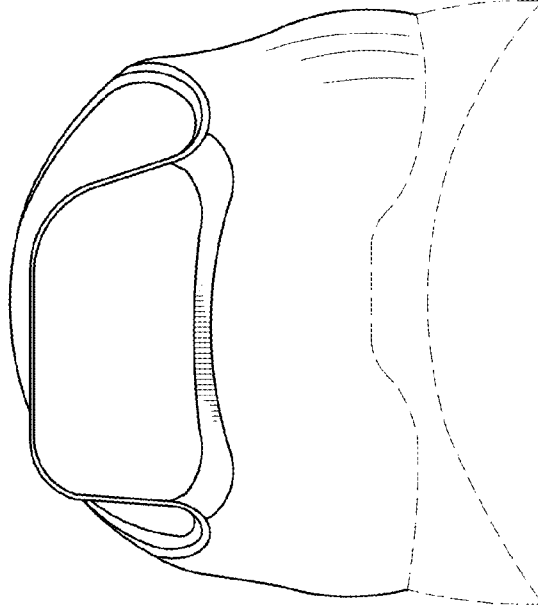


FIG. 7

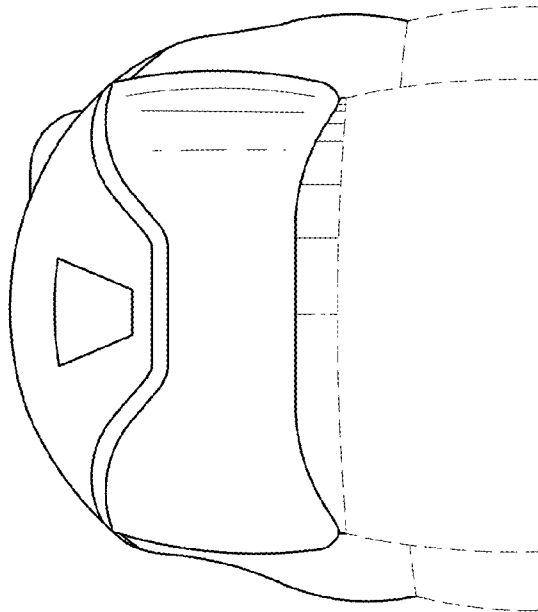


FIG. 6



FIG. 8

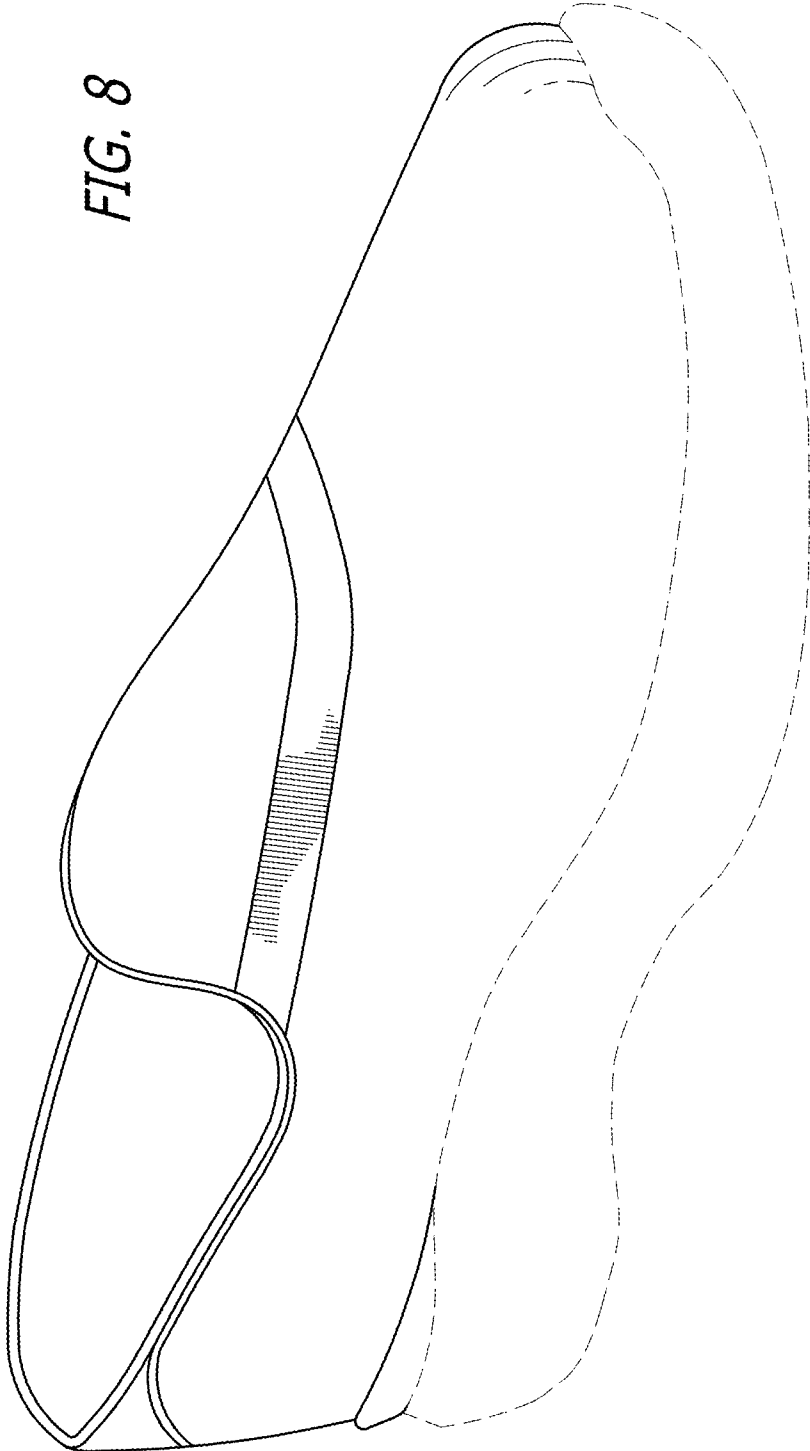
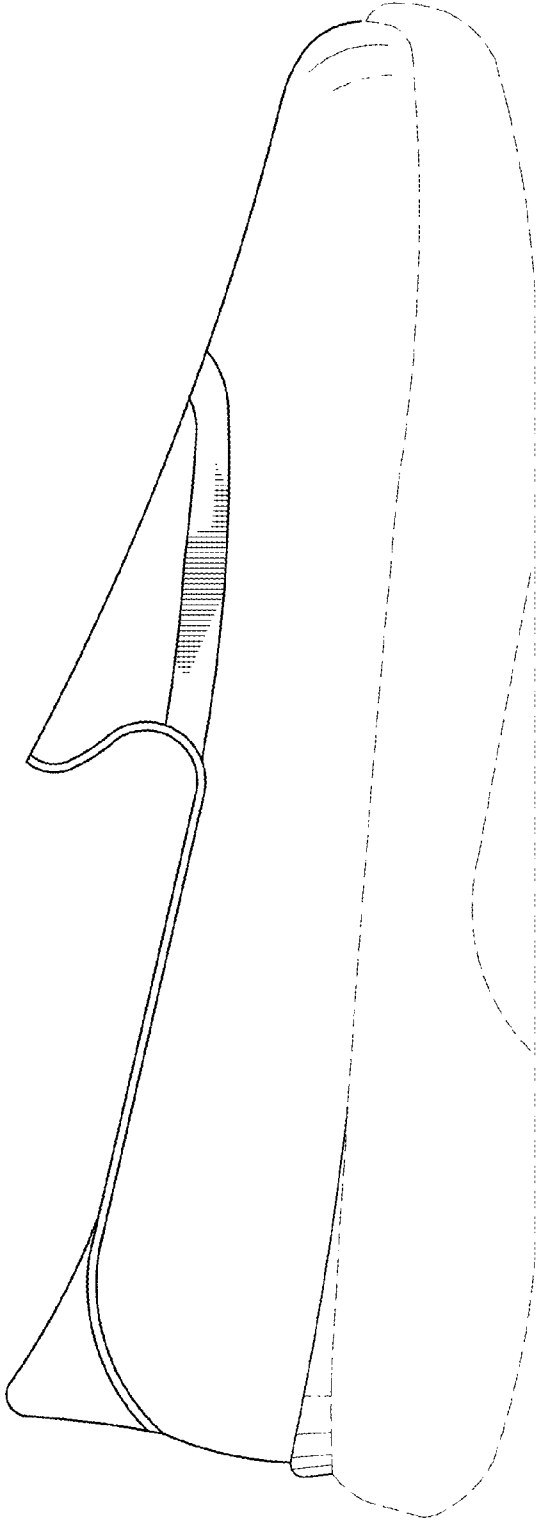
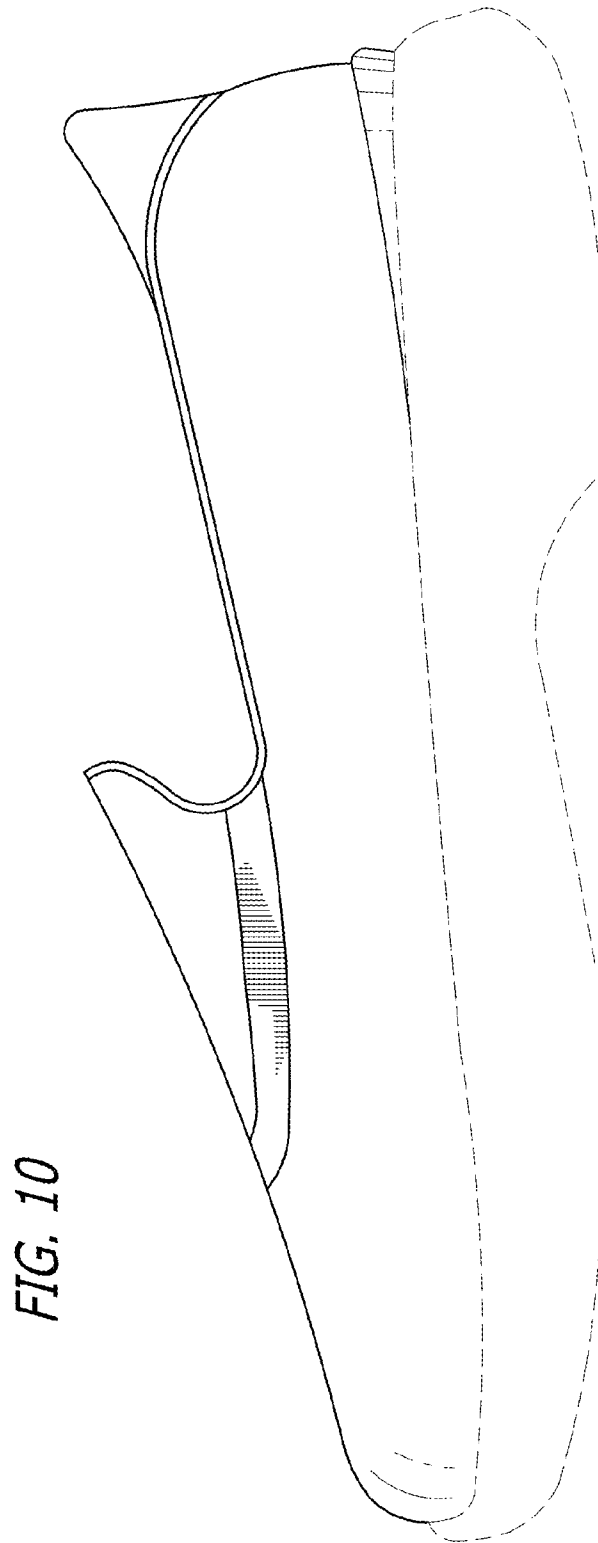


FIG. 9





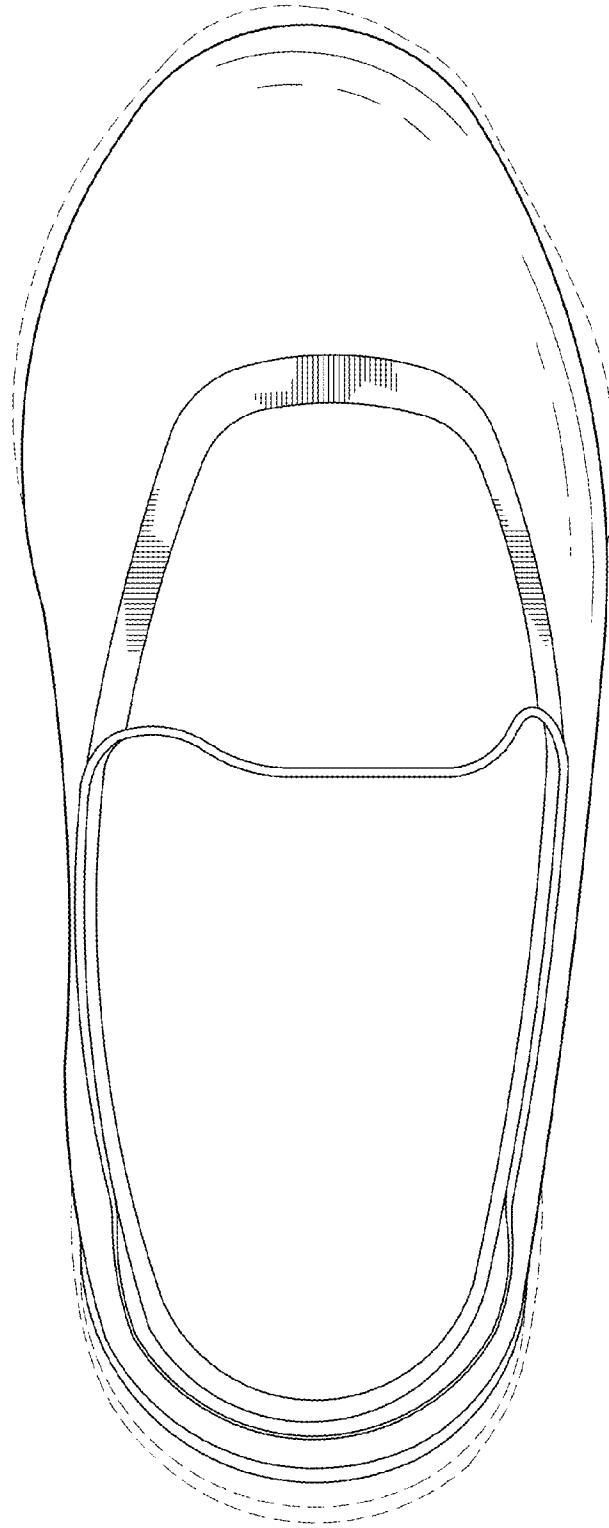
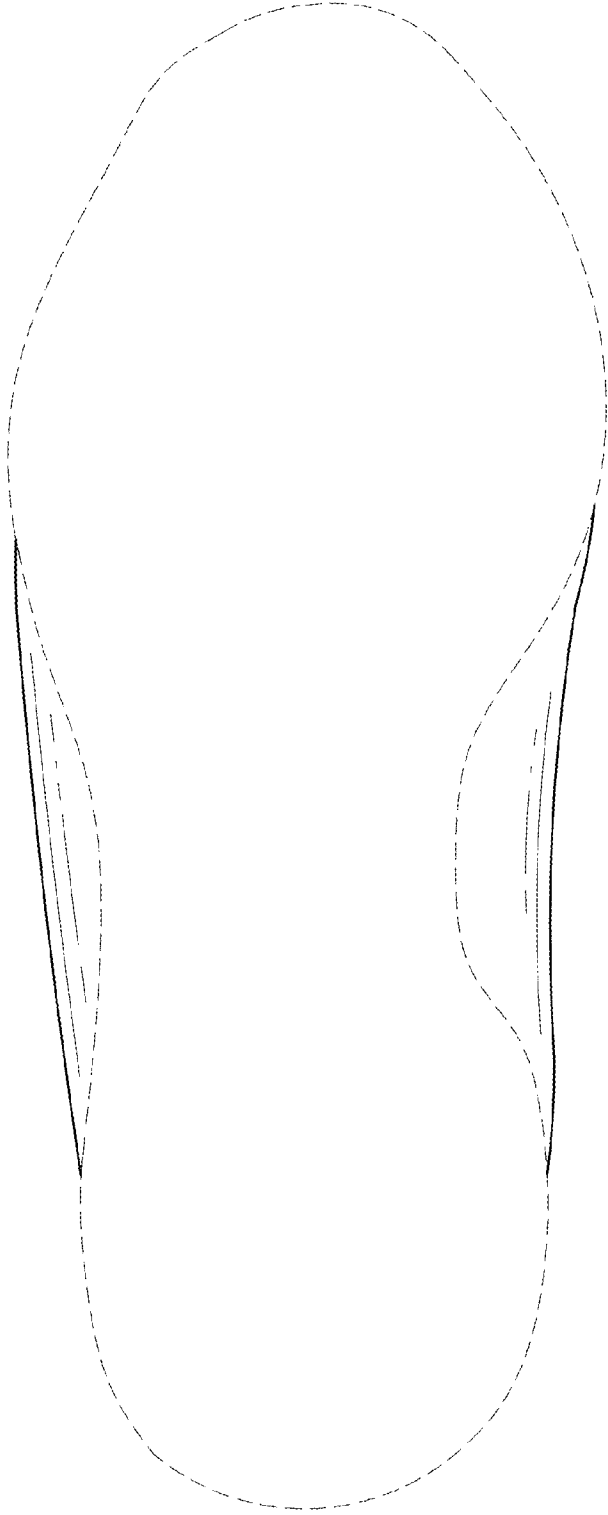


FIG. 11

*FIG. 12*



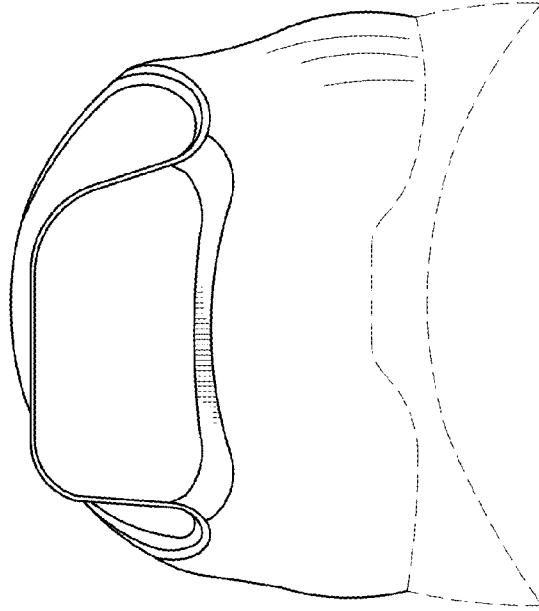


FIG. 14

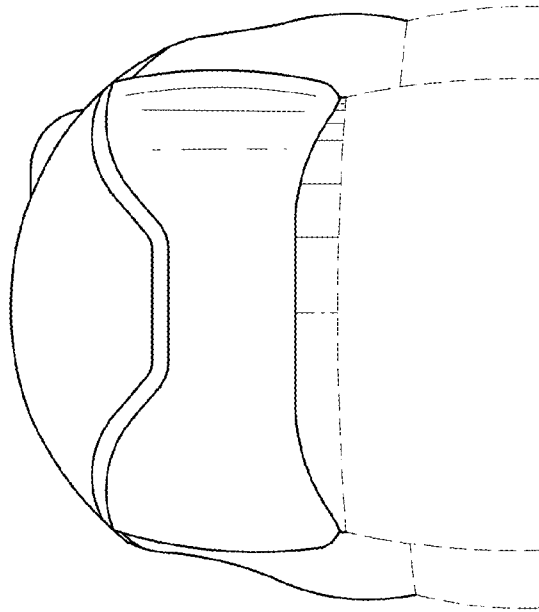


FIG. 13