



US00D760978S

(12) **United States Design Patent**  
**van der Meijden et al.**

(10) **Patent No.:** **US D760,978 S**

(45) **Date of Patent:** **\*\* Jul. 5, 2016**

- (54) **BLADE FOR POOL CLEANER**
- (71) Applicant: **ZODIAC POOL SYSTEMS, INC.**,  
Vista, CA (US)
- (72) Inventors: **Hendrikus Johannes van der Meijden**,  
Glen Austin (ZA); **Bruce Harbottle**,  
Gauteng (ZA)
- (73) Assignee: **ZODIAC POOL SYSTEMS, INC.**,  
Vista, CA (US)
- (\*\*) Term: **15 Years**
- (21) Appl. No.: **29/526,867**
- (22) Filed: **May 13, 2015**
- (51) **LOC (10) Cl.** ..... **15-05**
- (52) **U.S. Cl.**  
USPC ..... **D32/33**
- (58) **Field of Classification Search**  
USPC ..... D32/1, 15, 21, 28, 31-33; D4/100;  
D23/213; 15/1.7  
CPC ..... E04H 4/16; E04H 4/1654; B08B 3/00;  
B25J 11/0085  
See application file for complete search history.

- 2011/0314617 A1\* 12/2011 Van Der Meijden . E04H 4/1654  
15/1.7
- 2014/0310894 A1\* 10/2014 van der Meijden ..... E04H 4/16  
15/1.7
- 2016/0025101 A1\* 1/2016 Tadokoro ..... F04D 29/329  
415/177
- 2016/0025107 A1\* 1/2016 Pettitt ..... F04D 29/5806  
416/93 R
- 2016/0032729 A1\* 2/2016 Turner ..... F02K 3/06  
60/805
- 2016/0053617 A1\* 2/2016 Grelotti ..... F01D 5/16  
60/805

\* cited by examiner

*Primary Examiner* — Rosemary K Tarcza  
*Assistant Examiner* — Yolanda Robinson  
(74) *Attorney, Agent, or Firm* — Dean W. Russell; Renae  
Bailey Wainwright; Kilpatrick Townsend Stockton LLP

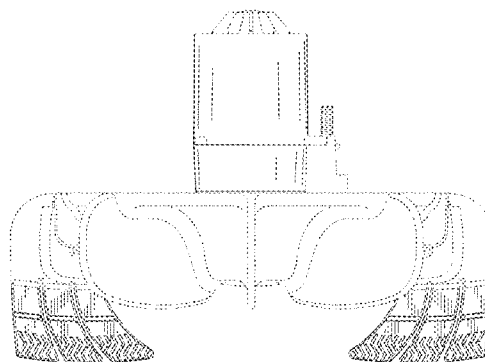
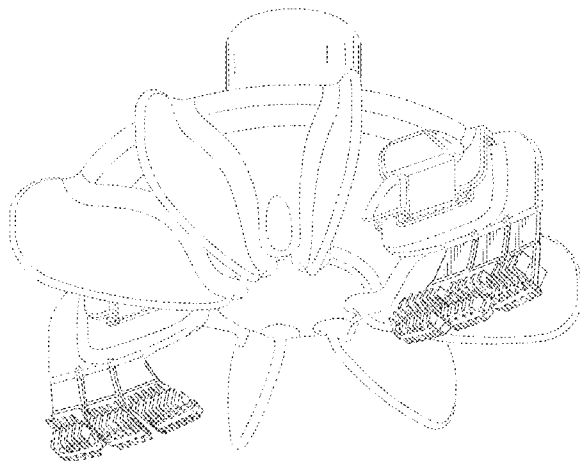
(57) **CLAIM**  
The ornamental design for a blade for pool cleaner, as shown  
and described.

**DESCRIPTION**

FIG. 1 is a perspective view of a blade for pool cleaner.  
FIG. 2 is a front view of the blade for pool cleaner of FIG. 1.  
FIG. 3 is a rear view of the blade for pool cleaner of FIG. 1.  
FIG. 4 is a right side view of the blade for pool cleaner of FIG. 1.  
FIG. 5 is a left side view of the blade for pool cleaner of FIG. 1.  
FIG. 6 is a top view of the blade for pool cleaner of FIG. 1;  
and,  
FIG. 7 is a bottom view of the blade for pool cleaner of FIG. 1.  
The broken lines shown in the figures are for the purpose of  
illustrating unclaimed portions of the blade for pool cleaner,  
and form no part of the claimed design.

**1 Claim, 7 Drawing Sheets**

- (56) **References Cited**  
U.S. PATENT DOCUMENTS
- D358,235 S \* 5/1995 Brooks ..... D32/1
- D373,230 S \* 8/1996 Sebor ..... D32/1
- D430,960 S \* 9/2000 van der Meyden ..... D32/1
- D529,669 S \* 10/2006 Blanc-Tailleur ..... D32/1
- D605,370 S \* 12/2009 Kellogg ..... D32/21
- D644,799 S \* 9/2011 Bruneel ..... D32/21
- D659,309 S \* 5/2012 Benacquisto ..... D32/18
- D691,336 S \* 10/2013 Griffin ..... D32/15
- D728,737 S \* 5/2015 Mueller ..... D23/213
- D746,522 S \* 12/2015 Erlich ..... D32/15



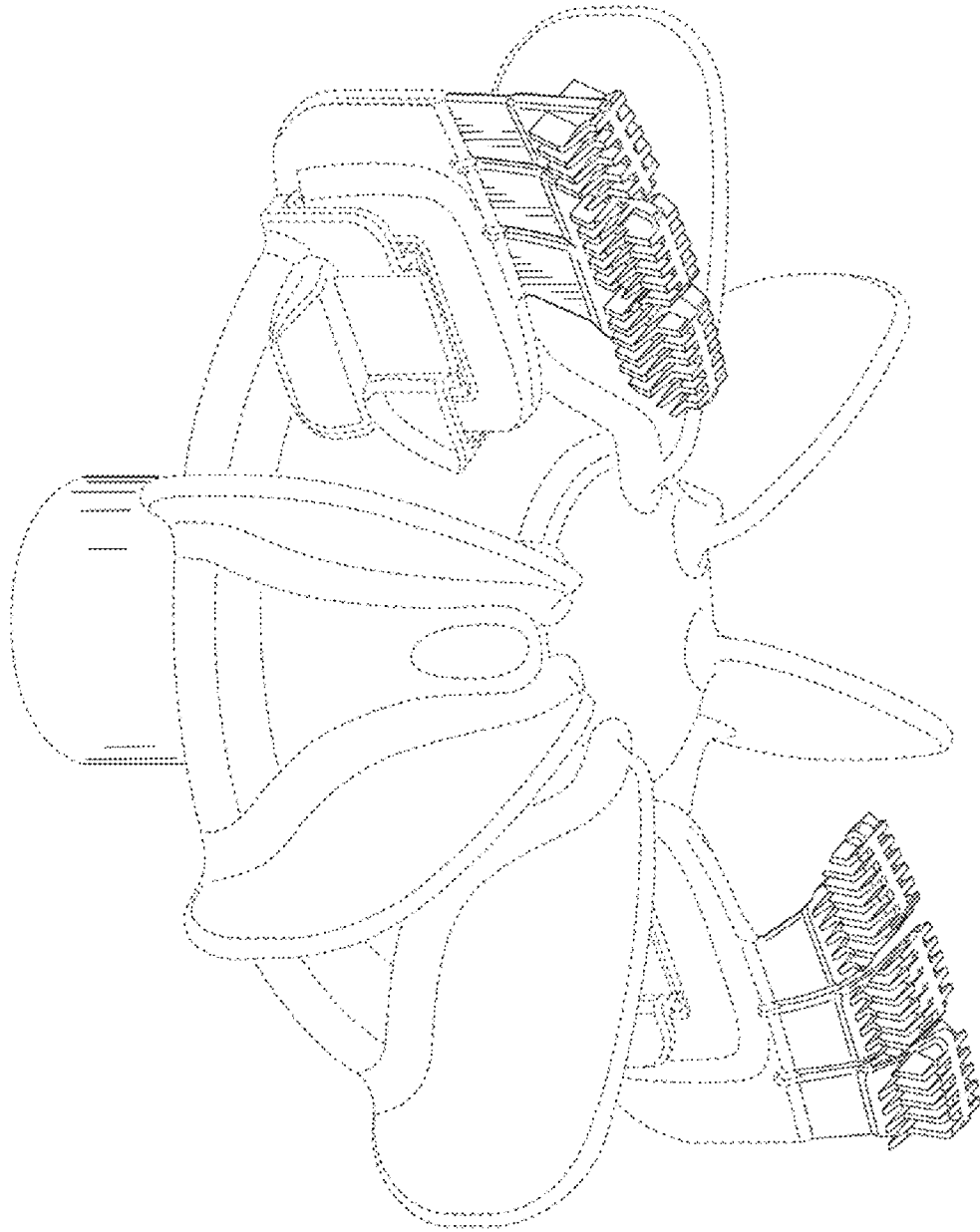


FIG. 1

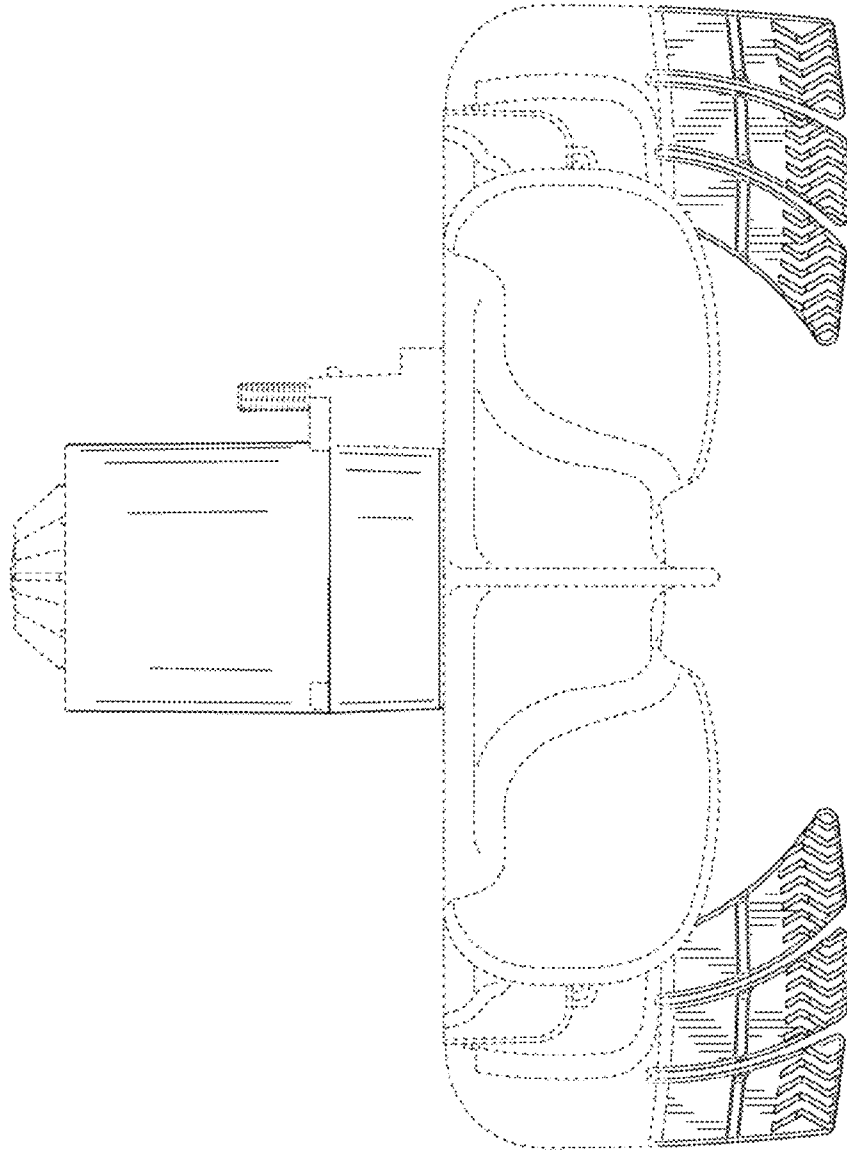


FIG. 2

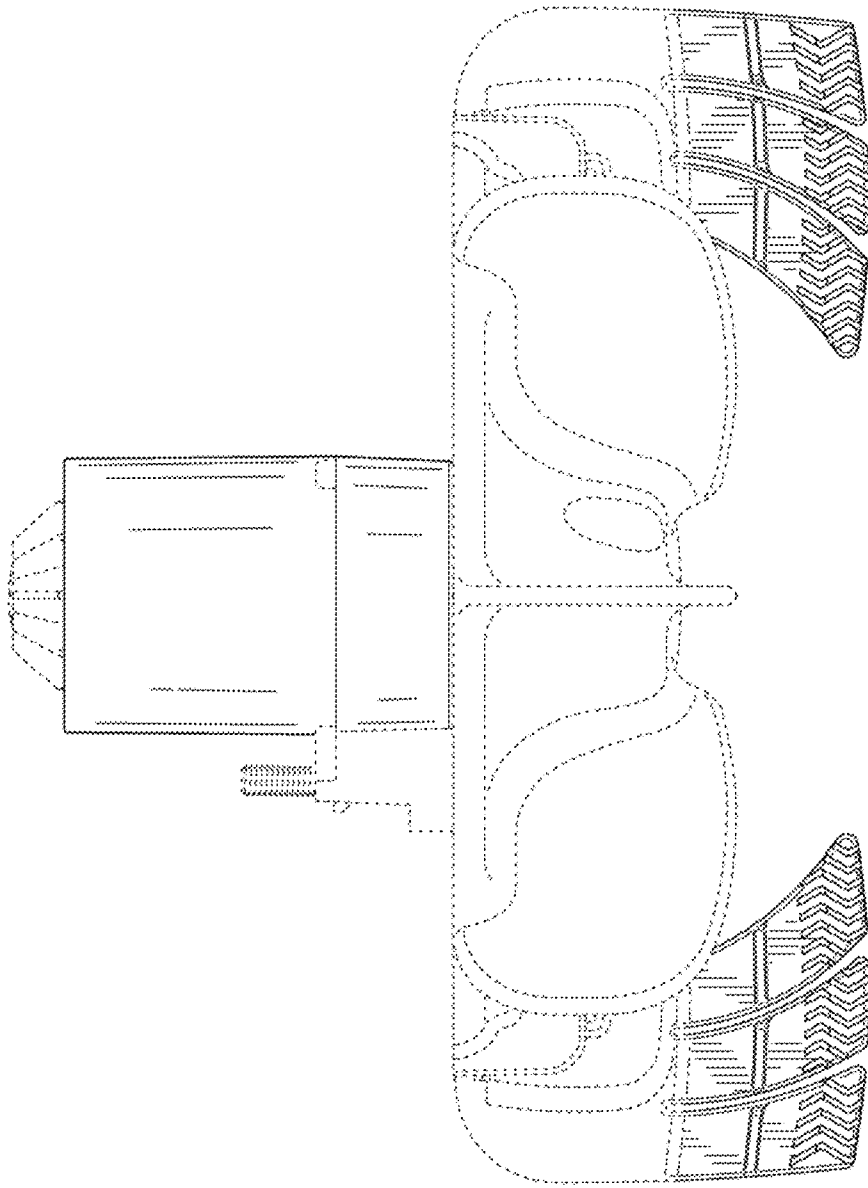


FIG. 3

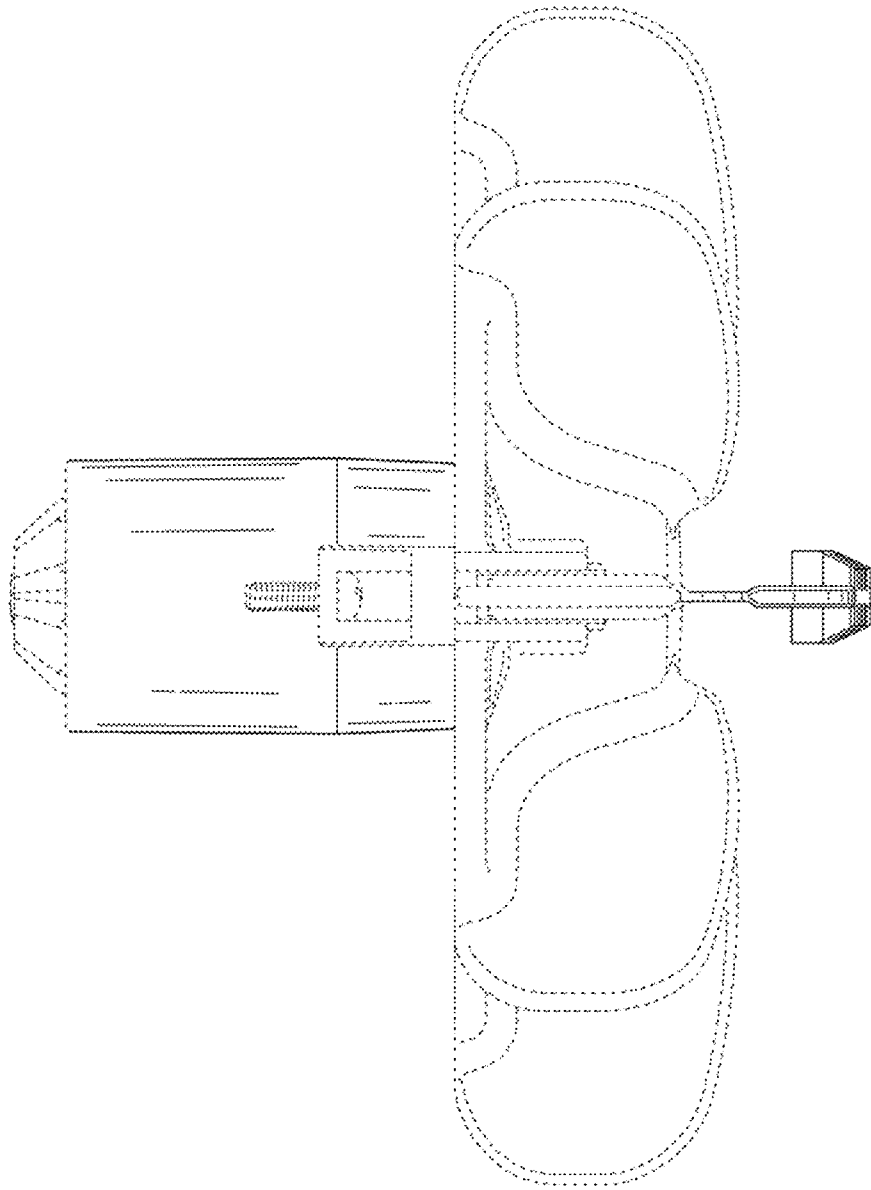


FIG. 4

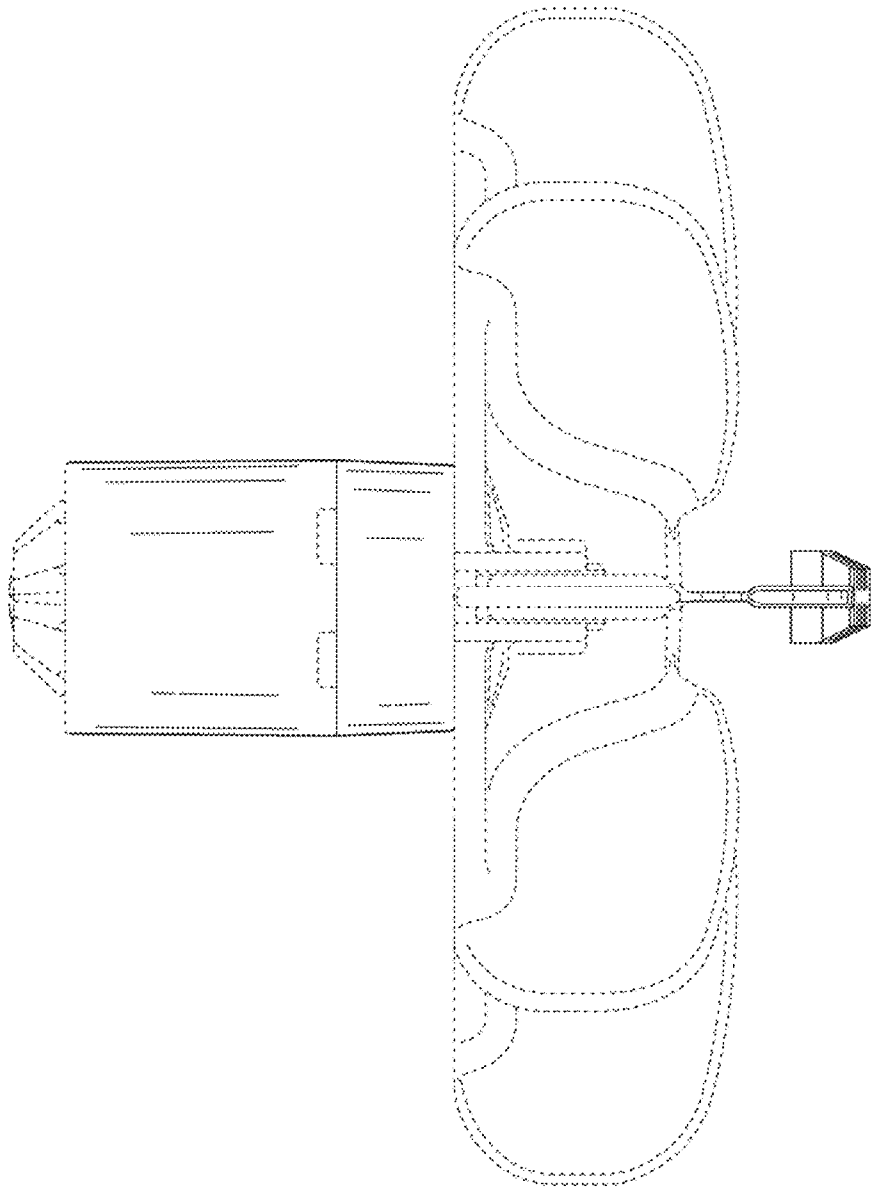


FIG. 5

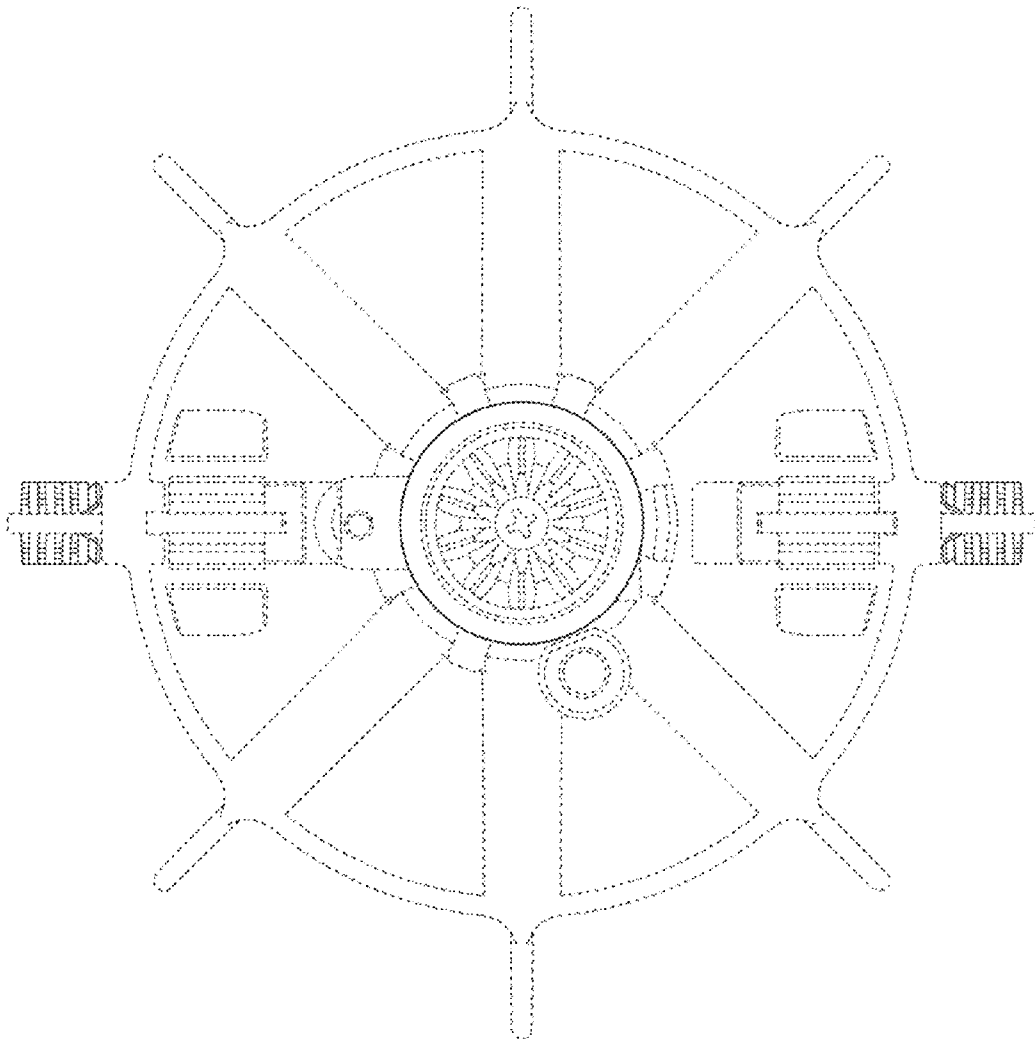


FIG. 6

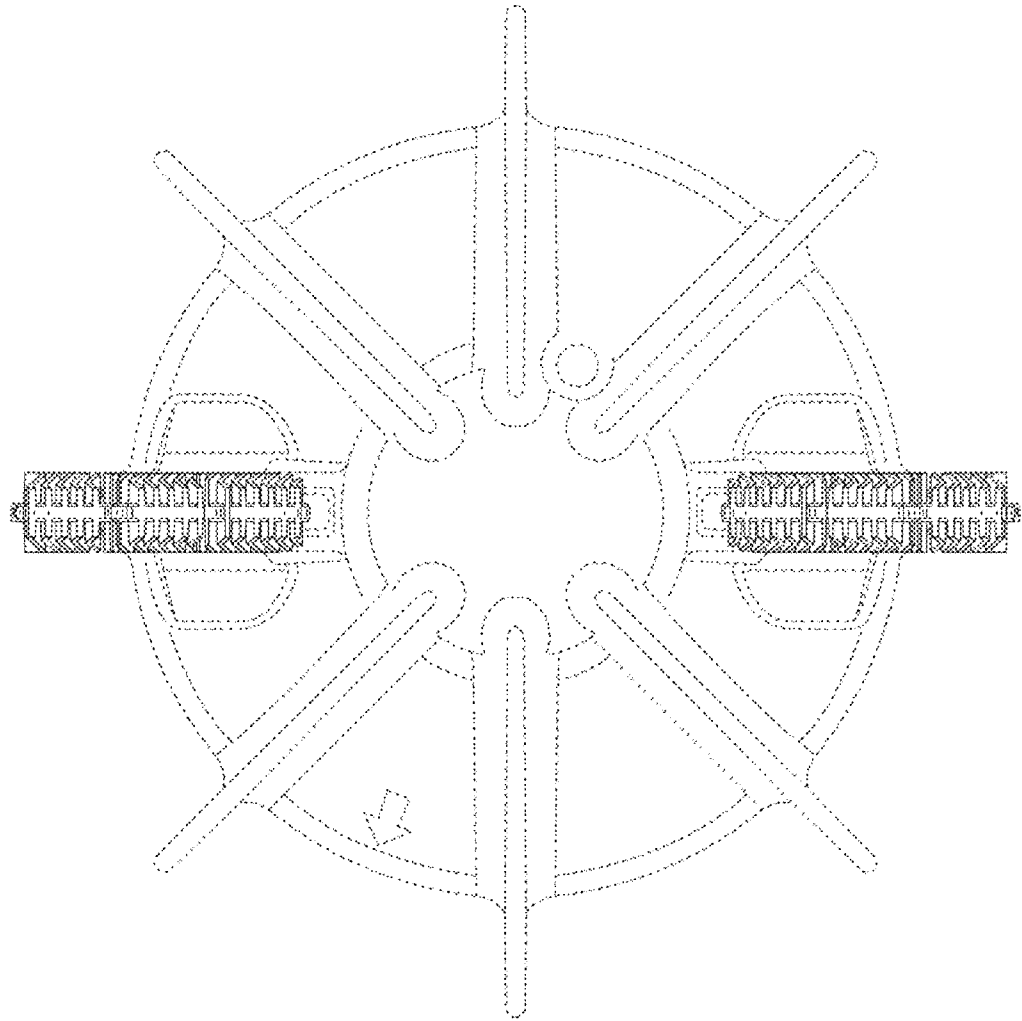


FIG. 7