



US00D865707S

(12) **United States Design Patent**
Bian

(10) **Patent No.:** **US D865,707 S**

(45) **Date of Patent:** **** Nov. 5, 2019**

(54) **EARPHONE**

(71) Applicant: **Head-Direct (Kunshan) Company Limited, Kunshan (CN)**

(72) Inventor: **Fang Bian, Kunshan (CN)**

(73) Assignee: **Head-Direct (Kunshan) Company Limited, Kunshan (CN)**

(**) Term: **15 Years**

(21) Appl. No.: **29/640,323**

(22) Filed: **Mar. 13, 2018**

(30) **Foreign Application Priority Data**

Sep. 15, 2017 (CN) 2017 3 0462532

(51) **LOC (12) CL.** **14-01**

(52) **U.S. CL.**
USPC **D14/205; D14/223**

(58) **Field of Classification Search**

USPC D14/205, 223, 188, 192, 218, 216;
181/129, 130, 135; 379/430, 431;
381/380, 381; 455/90.3, 575.1, 569.1
CPC H04R 25/00; H04R 1/1066; H04R 1/1016;
H04R 5/033; H04R 5/0335; H04R 1/10;
H04R 1/1033; H04R 1/1041; H04R
1/1091

See application file for complete search history.

(56) **References Cited**

U.S. PATENT DOCUMENTS

3,049,582 A * 8/1962 Shinn H01R 4/70
174/92
3,440,365 A * 4/1969 Hazell H04M 1/05
379/430
D330,522 S * 10/1992 Mokhtarian D10/104.1
D344,524 S * 2/1994 Taniguchi D14/205
5,481,251 A * 1/1996 Buys H03J 1/0025
340/12.22

D384,072 S * 9/1997 Ng D14/192
D406,847 S * 3/1999 Gerba D14/218
D473,217 S * 4/2003 Rivera D14/223
D539,782 S * 4/2007 Lee D14/188
D548,728 S * 8/2007 Yoshiyama D14/218
D567,229 S * 4/2008 Griffin D14/223
D614,166 S * 4/2010 Brickstad D14/205
D625,294 S * 10/2010 Wada D14/218
D656,492 S * 3/2012 Huang D14/205
8,144,915 B2 * 3/2012 Hankey H01H 9/0228
381/370
8,314,354 B2 * 11/2012 Prest H01H 13/7057
200/406
D672,727 S * 12/2012 McCullar D13/168
D681,001 S * 4/2013 Murchison D14/205
D693,796 S * 11/2013 Birger D14/223
D698,750 S * 2/2014 Yoon D14/205

(Continued)

FOREIGN PATENT DOCUMENTS

CN 304514256 * 2/2018

Primary Examiner — Paula Allen Greene

(74) *Attorney, Agent, or Firm* — BakerHostetler

(57)

CLAIM

I claim the ornamental design for an earphone, as shown and described.

DESCRIPTION

FIG. 1 is a perspective view of an earphone showing the design;

FIG. 2 is a front view thereof;

FIG. 3 is a rear view thereof;

FIG. 4 is a top view thereof;

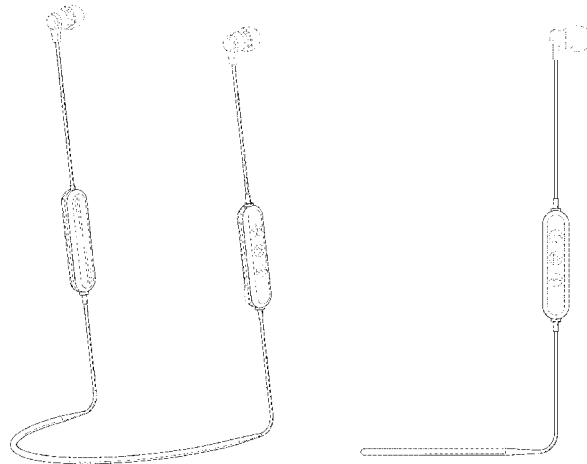
FIG. 5 is a bottom view thereof;

FIG. 6 is a left side view thereof; and,

FIG. 7 is a right side view thereof.

The broken lines in the figures show portions of the earphone that form no part of the claimed design.

1 Claim, 6 Drawing Sheets



(56)

References Cited

U.S. PATENT DOCUMENTS

8,743,533	B2 *	6/2014	Stanley	H01H 9/0228 361/679.01				
D710,828	S *	8/2014	Liu	D14/218				
D712,371	S *	9/2014	Henning	D14/205				
D716,257	S *	10/2014	Sarkoyan	D14/205				
D718,273	S *	11/2014	Harata	D14/205				
D719,935	S *	12/2014	Diamond	D14/218				
D722,040	S *	2/2015	Tan	D14/205				
D726,831	S *	4/2015	Lee	D13/168				
D743,381	S *	11/2015	Pi	D14/218				
9,462,369	B2 *	10/2016	Kalhok	H04R 1/1041				
D772,201	S *	11/2016	Lepchenske	D14/218				
D774,017	S *	12/2016	Ahn	D14/205				
D777,139	S *	1/2017	Fletcher	D14/205				
D780,719	S *	3/2017	Gassner	D14/218				
D782,442	S *	3/2017	Chen	D14/205				
D786,217	S *	5/2017	Stoch	D14/205				
D793,995	S *	8/2017	Nakagawa	D14/218				
D796,484	S *	9/2017	Chen	D14/218				
D810,720	S *	2/2018	Lee	D14/205				
D812,038	S *	3/2018	Nakajima	D14/205				
D817,301	S *	5/2018	Aoyagi	D14/205				
D817,920	S *	5/2018	Paschke	D14/205				
D821,999	S *	7/2018	Guo	D14/205				
D822,636	S *	7/2018	Liu	D14/205				
D830,992	S *	10/2018	Hardi	D14/205				
D831,620	S *	10/2018	Bian	D14/223				
10,123,106	B2 *	11/2018	Chiu	H04R 1/1041				
D839,238	S *	1/2019	Hu	D14/205				
D840,972	S *	2/2019	Luo	D14/205				
D842,836	S *	3/2019	Ma	D14/205				
D845,926	S *	4/2019	Aoyagi	D14/205				
2013/0077815	A1 *	3/2013	Stephenson	H04R 1/1033 381/370				
2016/0142808	A1 *	5/2016	Monahan	H04R 1/105 381/384				
2016/0261946	A1 *	9/2016	Chen	H04R 1/1016				
2016/0373849	A1 *	12/2016	Stoch	H04R 1/1016				

* cited by examiner

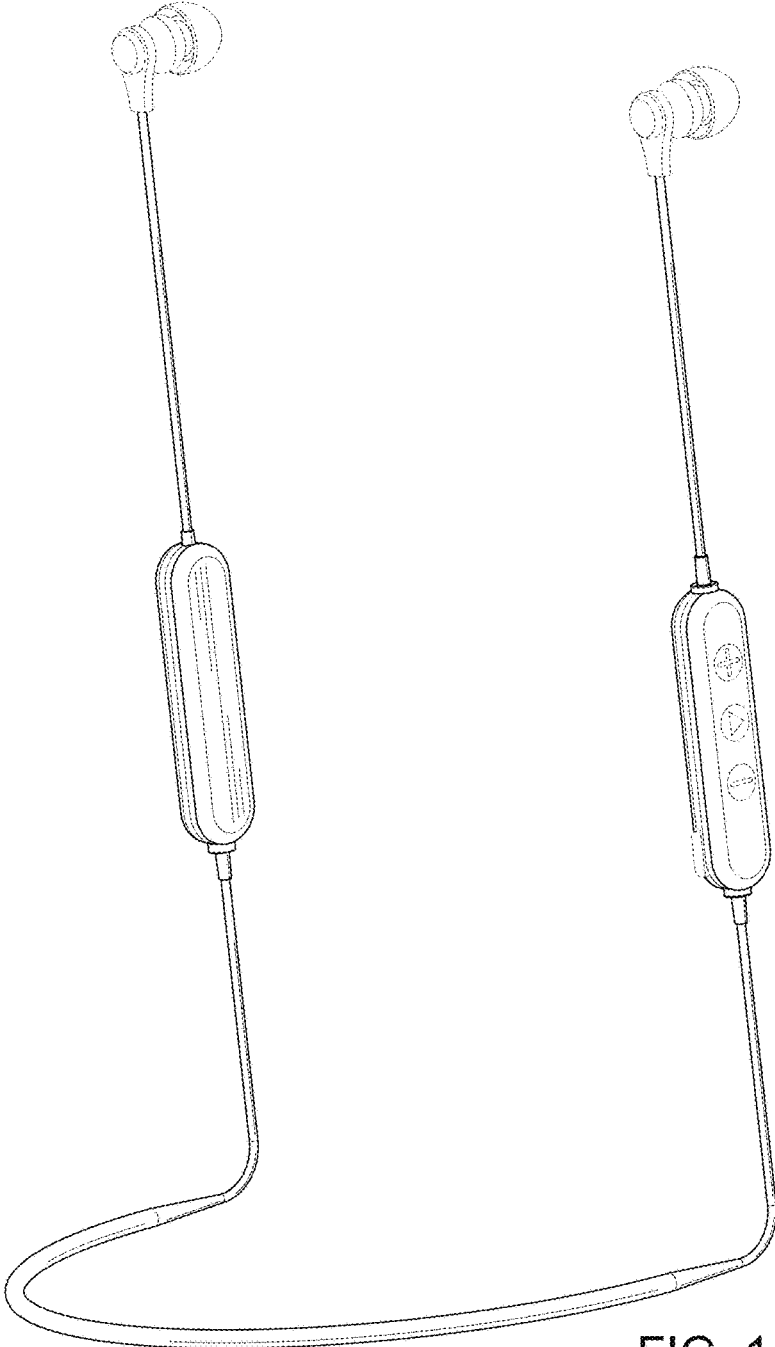


FIG. 1

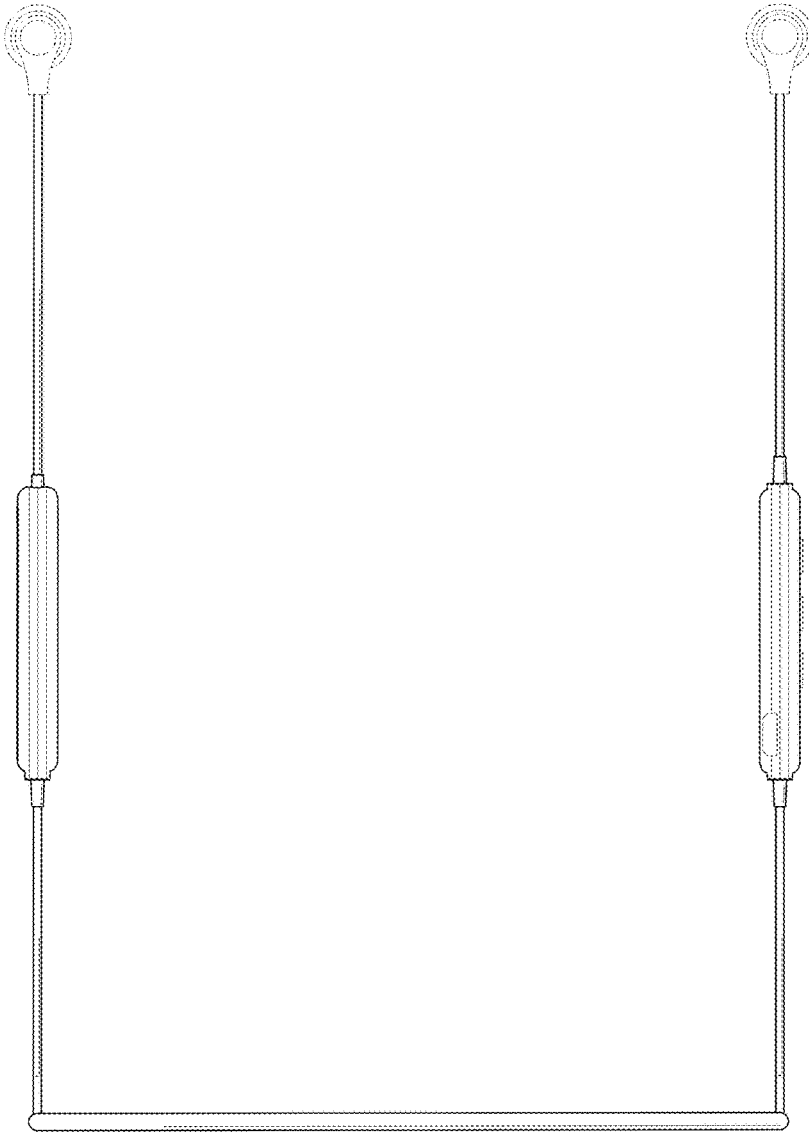


FIG. 2

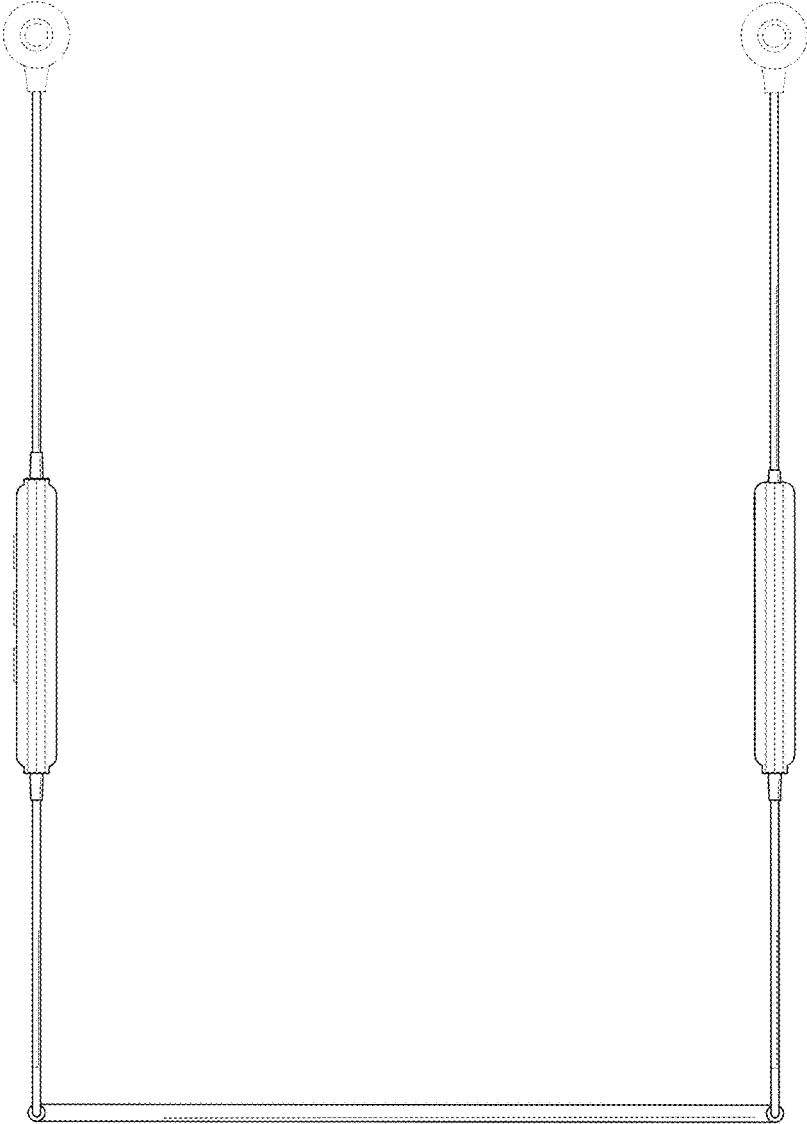


FIG. 3




FIG. 4

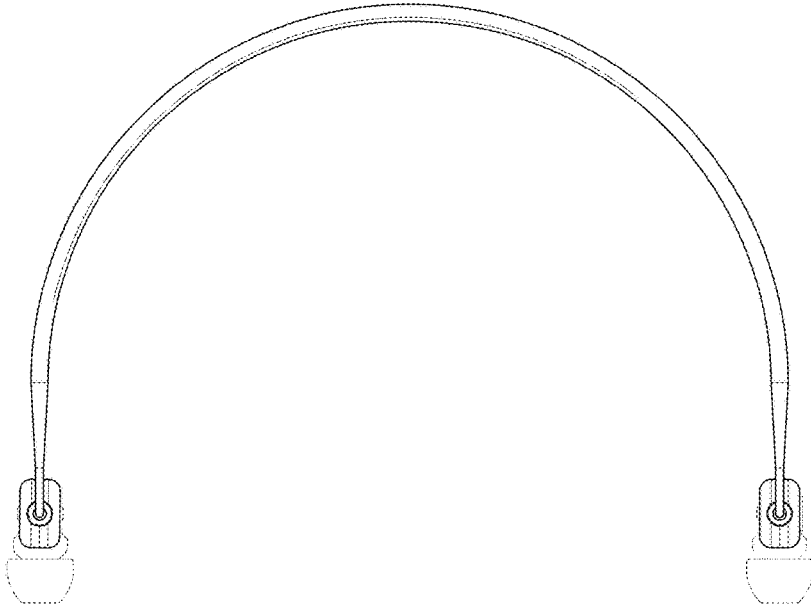


FIG. 5

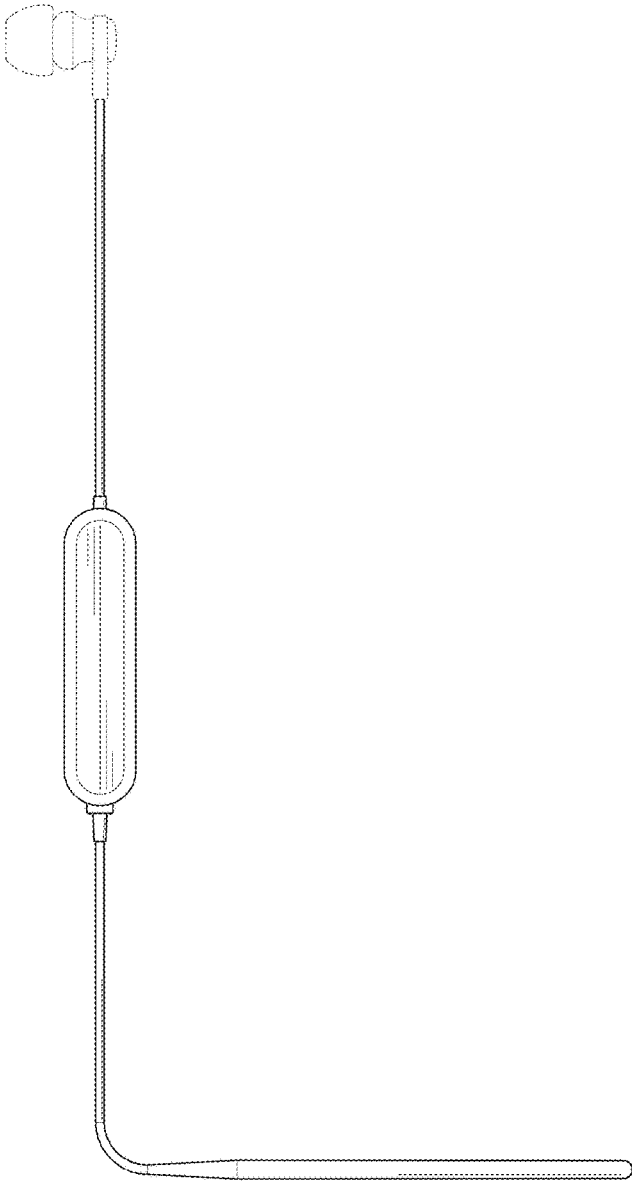


FIG. 6

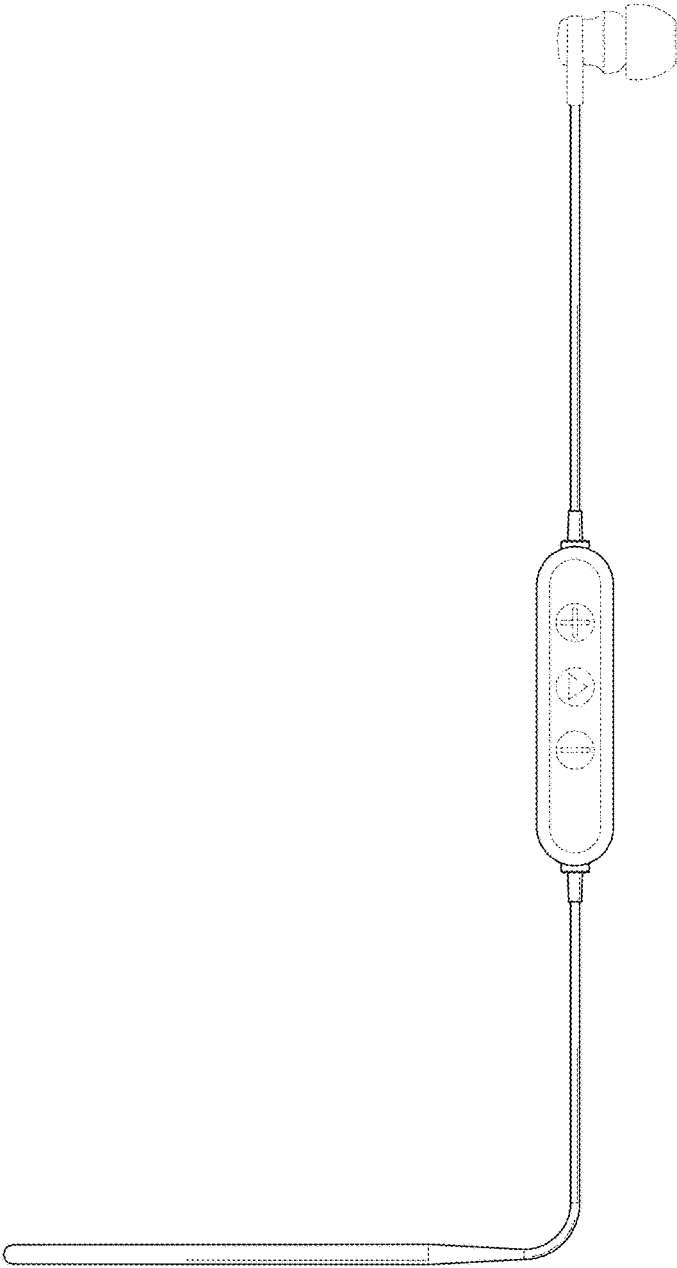


FIG. 7