



US00D904950S

(12) **United States Design Patent**  
**Al Attar**

(10) **Patent No.:** **US D904,950 S**  
(45) **Date of Patent:** **\*\* Dec. 15, 2020**

- (54) **FRONT FENDER FOR A VEHICLE**
- (71) Applicant: **Bayerische Motoren Werke Aktiengesellschaft, Munich (DE)**
- (72) Inventor: **Hussein Al Attar, Munich (DE)**
- (73) Assignee: **Bayerische Motoren Werke Aktiengesellschaft, Munich (DE)**

D665,319 S *	8/2012	Huet .....	D12/184
D709,010 S *	7/2014	Mays .....	D12/184
D762,151 S *	7/2016	Luk .....	D12/184
D817,829 S *	5/2018	Behmer .....	D12/184
D828,254 S *	9/2018	Simm .....	D12/184
D854,988 S *	7/2019	Krieg .....	D12/184
D854,989 S *	7/2019	Sarremejean .....	D12/184
D855,522 S *	8/2019	Thogersen .....	D12/184
D860,084 S *	9/2019	Kezha .....	D12/184
D887,928 S *	6/2020	Metros .....	D12/184

- (\*\*) Term: **15 Years**
- (21) Appl. No.: **29/694,271**
- (22) Filed: **Jun. 10, 2019**

\* cited by examiner

*Primary Examiner* — Michael A. Pratt  
*Assistant Examiner* — Adam C Mager  
 (74) *Attorney, Agent, or Firm* — Crowell & Moring LLP

- (30) **Foreign Application Priority Data**  
 Dec. 17, 2018 (DE) ..... 40 2018 101 274
- (51) **LOC (12) Cl.** ..... **12-16**
- (52) **U.S. Cl.**  
 USPC ..... **D12/184**
- (58) **Field of Classification Search**  
 USPC ..... D12/164, 169, 170, 171, 172, 173, 181,  
 D12/184, 185, 186, 190, 192, 196, 400  
 CPC ..... B62D 25/16; B62D 25/18; B62D 25/161;  
 B62D 25/168; B62D 25/182; B60R 19/00  
 See application file for complete search history.

(57) **CLAIM**  
 The ornamental design for a front fender for a vehicle, as shown and described.

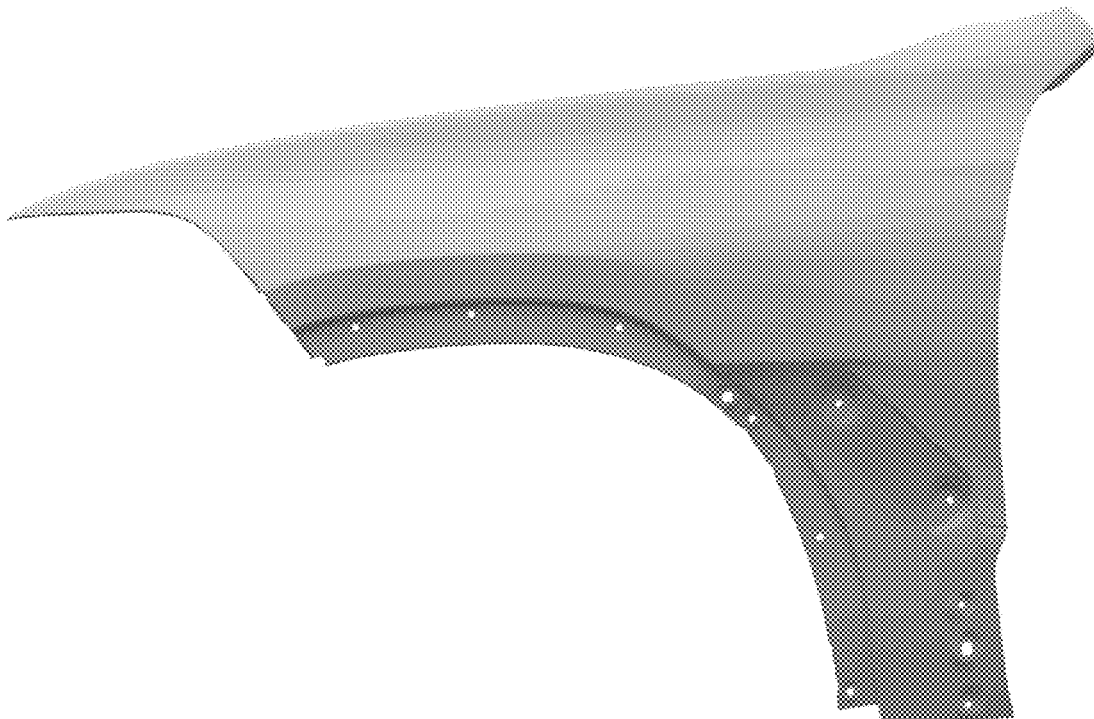
**DESCRIPTION**

This application contains subject matter related to the following co-pending U.S. design patent application: Application Ser. No. 29/694,267, filed herewith and entitled "Vehicle, Toy, and/or Replicas Thereof".

FIG. 1 is a front view of a front fender for a vehicle according to the design;  
 FIG. 2 is a left, front perspective view thereof;  
 FIG. 3 is a right, front perspective view thereof;  
 FIG. 4 is a left side view thereof;  
 FIG. 5 is a right side view thereof;  
 FIG. 6 is a top view thereof;  
 FIG. 7 is a bottom view thereof; and,  
 FIG. 8 is a rear view thereof.

- (56) **References Cited**  
 U.S. PATENT DOCUMENTS  
 D562,747 S \* 2/2008 Golden ..... D12/184  
 D607,797 S \* 1/2010 Walter ..... D12/184  
 D609,150 S \* 2/2010 Krugger ..... D12/184

**1 Claim, 8 Drawing Sheets**






Fig. 1




Fig. 2




Fig. 3



Fig. 4




Fig. 5




Fig. 6




Fig. 7






Fig. 8