



US00D699147S

(12) **United States Design Patent**
Fissell

(10) **Patent No.:** **US D699,147 S**

(45) **Date of Patent:** **** Feb. 11, 2014**

(54) **MEDALLION WITH ILLUMINATING PERIMETER**

(76) Inventor: **Jeremy J. Fissell**, San Luis Obispo, CA (US)

(**) Term: **14 Years**

(21) Appl. No.: **29/389,360**

(22) Filed: **Apr. 11, 2011**

(51) **LOC (10) Cl.** **11-03**

(52) **U.S. Cl.**
USPC **D11/95**

(58) **Field of Classification Search**

USPC D11/95-6, 99, 3-4, 7, 43-45, 48, 61, D11/63-64, 69, 79-81, 84-85, 115-116, D11/26-27; 63/2, 18-21, 23, 15, 15.65, 7; D28/73; D8/356, 367, 368, 370; 362/104, 240, 555; 29/623.2; 310/71; 277/499; D10/32; D19/65

See application file for complete search history.

(56) **References Cited**

U.S. PATENT DOCUMENTS

D203,551	S	*	1/1966	Traifield	D11/26
3,315,297	A	*	4/1967	Bender	D8/368
4,207,390	A	*	6/1980	Oehrlein et al.	29/623.2
D257,015	S	*	9/1980	Barr	D11/4
4,447,749	A	*	5/1984	Reeb et al.	310/71
4,533,149	A	*	8/1985	Vater et al.	277/499
D299,117	S	*	12/1988	Maroni	D10/32
D317,177	S	*	5/1991	Wandenberg-Boschetti	D19/65
D331,724	S	*	12/1992	Klein	D11/26
5,412,956	A	*	5/1995	Levy	63/15.65
D371,980	S	*	7/1996	Gardner	D11/4
D392,585	S	*	3/1998	Kohl	D11/26
5,746,067	A	*	5/1998	Leach et al.	63/7
D405,381	S	*	2/1999	Perrin et al.	D11/4
D425,667	S	*	5/2000	Quinn	D28/73
D426,027	S	*	5/2000	Quinn	D28/73
D442,509	S	*	5/2001	Yamanaka	D11/26

(Continued)

Primary Examiner — T. Chase Nelson

Assistant Examiner — Mark Cavanna

(74) *Attorney, Agent, or Firm* — Platinum Patents; Jordan Kuhn

(57) **CLAIM**

The ornamental design for a medallion with illuminating perimeter, as shown and described.

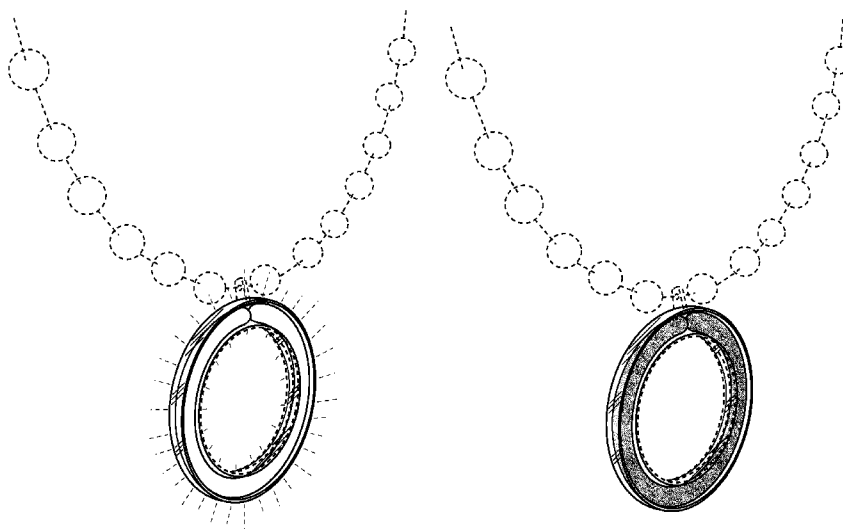
DESCRIPTION

FIG. 1 is a front view of a medallion with illuminating perimeter showing our new design, wherein the medallion's illuminating perimeter is in an illuminating state; FIG. 2 is an perspective view of the medallion thereof; FIG. 3 is a back view of the medallion thereof; FIG. 4 is a right side view of the medallion thereof; FIG. 5 is a left side view of the medallion thereof; FIG. 6 is a top view of the medallion thereof; FIG. 7 is a bottom view of the medallion thereof; FIG. 8 is a front view of a medallion with illuminating perimeter, wherein the medallion's illuminating perimeter is not illuminated;

FIG. 9 is an perspective view of the medallion thereof; FIG. 10 is a back view of the medallion thereof; FIG. 11 is a right side view of the medallion thereof; FIG. 12 is a left side view of the medallion thereof; FIG. 13 is a top view of the medallion thereof; and, FIG. 14 is a bottom view of the medallion thereof.

All broken lines are directed to environment and are for illustrative purposes only. None of the broken lines form any part of the claimed design. The radiating broken lines seen in FIGS. 1-7 indicate illumination. The dark shading in FIGS. 8-14 compared to the same region shown unshaded in FIGS. 1-7 indicates a contrast in appearance between unlit and lit regions, and does not depict any particular color, texture, or material.

1 Claim, 12 Drawing Sheets



(56)


References Cited

U.S. PATENT DOCUMENTS

D444,094	S *	6/2001	Boehm	D11/26
D454,054	S *	3/2002	Kelleghan	D8/356
6,526,779	B2 *	3/2003	Foote	63/15
D515,450	S *	2/2006	Schiesl-Griesinger	D11/4
D520,396	S *	5/2006	Park	D11/4
7,178,930	B2 *	2/2007	Damrau	362/104
D541,690	S *	5/2007	Schrimmer	D11/3
D545,235	S *	6/2007	Carter-Smith et al.	D11/27
7,244,045	B2 *	7/2007	Schrimmer et al.	362/555
D560,134	S *	1/2008	Chen	D11/4
D576,908	S *	9/2008	Gruenke	D11/3
D602,802	S *	10/2009	Papadimitriou	D11/26
D652,337	S *	1/2012	Molik	D11/3
D652,711	S *	1/2012	Lee et al.	D8/367
D668,941	S *	10/2012	Taurins	D8/370
D669,382	S *	10/2012	Alvarez et al.	D11/3
D684,082	S *	6/2013	Alvarez et al.	D11/3
D684,496	S *	6/2013	Haimoff	D11/3
D684,497	S *	6/2013	Cobbett et al.	D11/3
D688,584	S *	8/2013	Cobbett et al.	D11/3
2006/0262531	A1 *	11/2006	Schrimmer et al.	362/240

* cited by examiner

FIG. 1



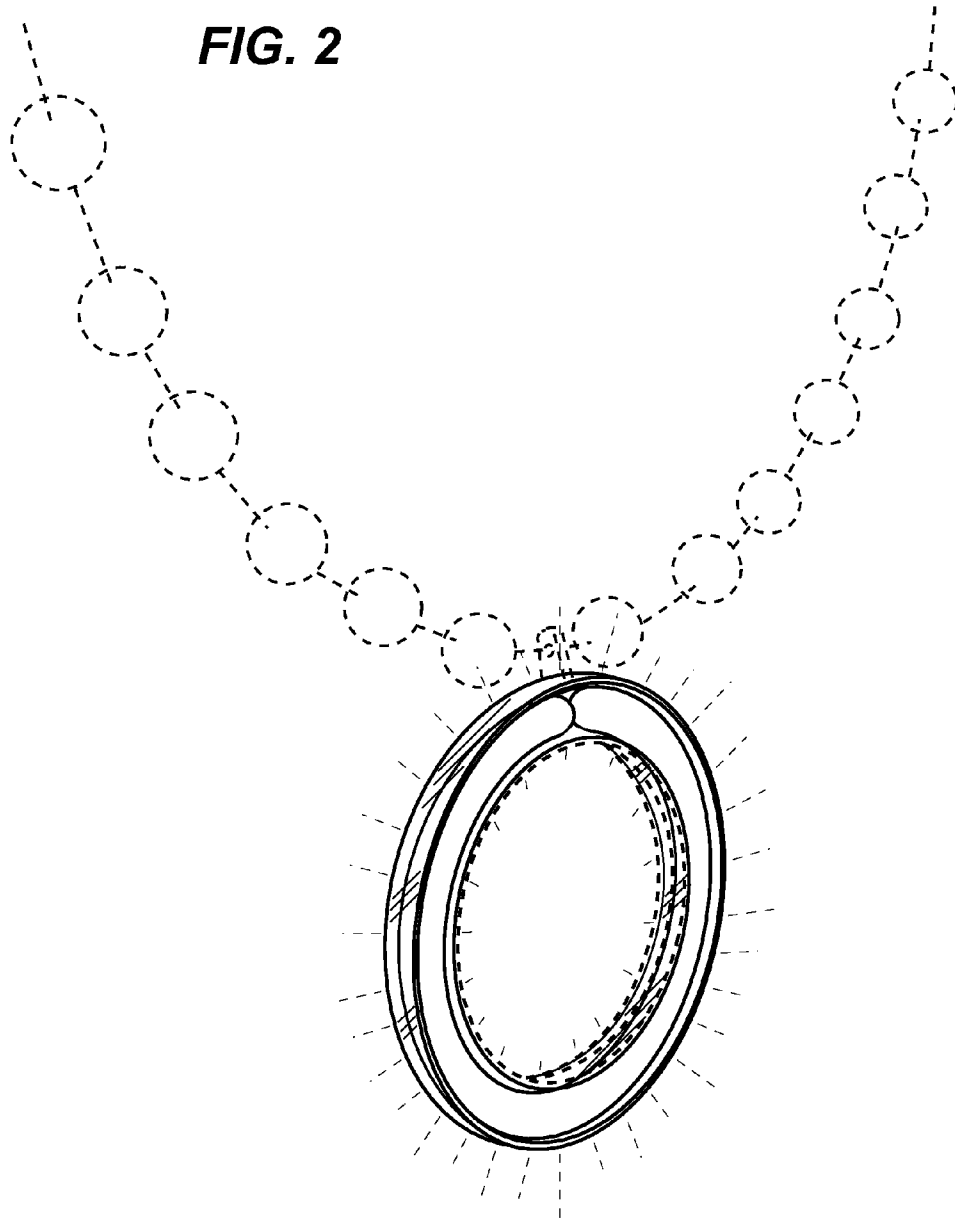


FIG. 3




FIG. 4

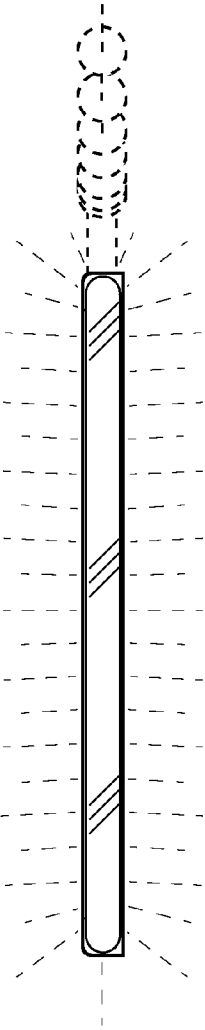


FIG. 5

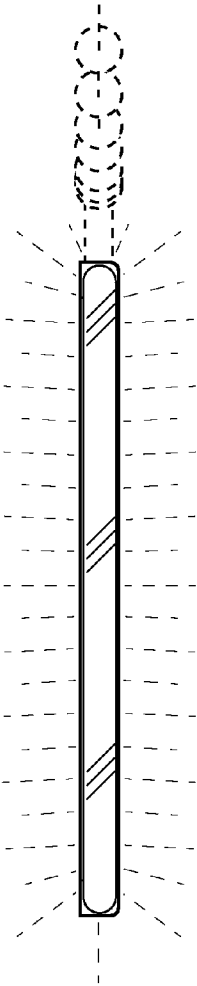


FIG. 6

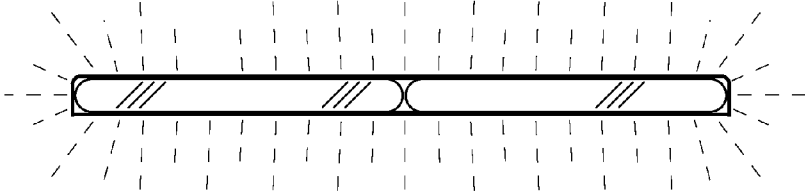


FIG. 7

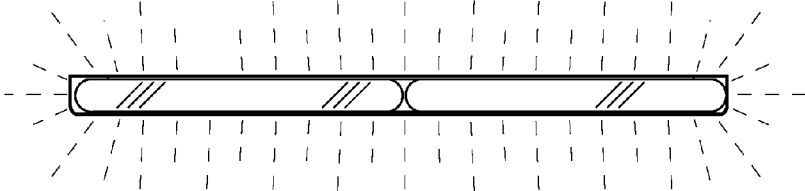



FIG. 8



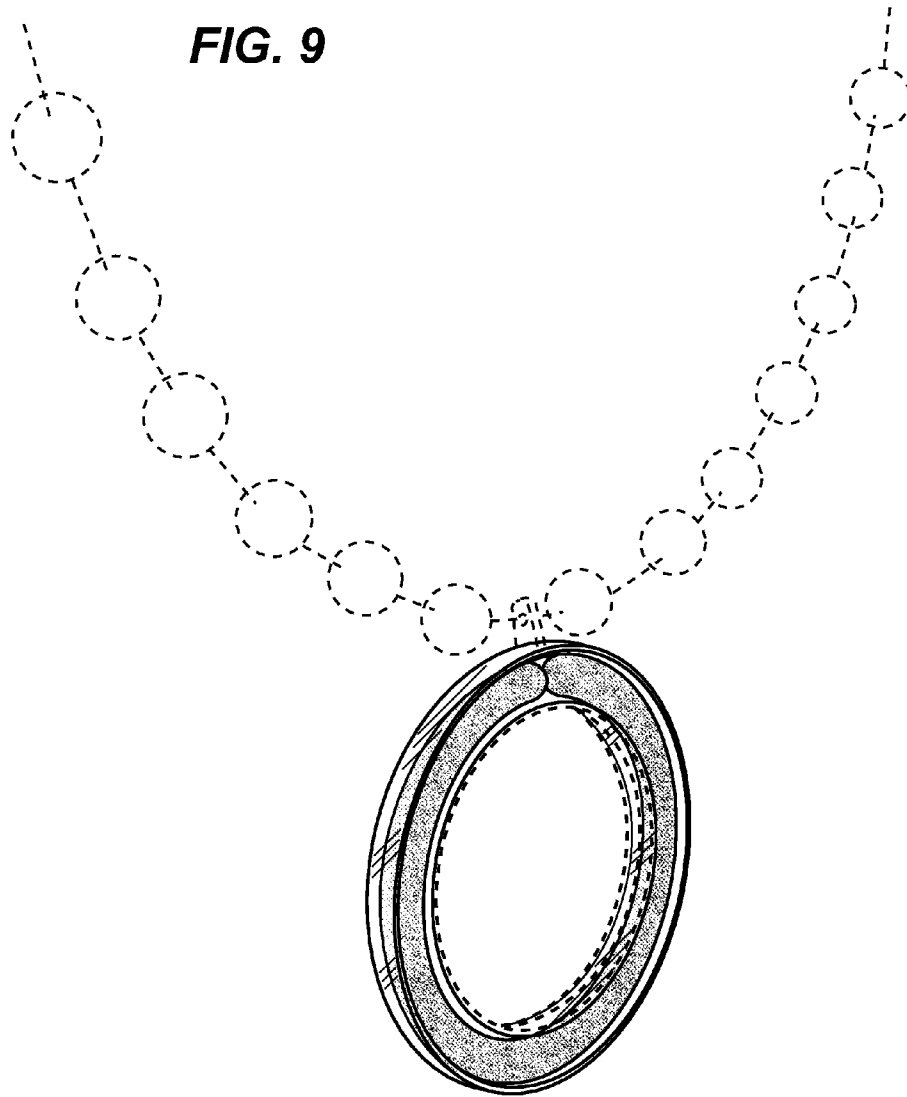


FIG. 10




FIG. 11



FIG. 12



FIG. 13



FIG. 14

