



US00D583736S

(12) **United States Design Patent**
Schiavone et al.

(10) **Patent No.:** **US D583,736 S**

(45) **Date of Patent:** **** Dec. 30, 2008**

(54) **VEHICLE FRONT FENDER**

(75) Inventors: **Patrick J. Schiavone**, Bloomfield, MI (US); **Gordon Platto**, Troy, MI (US); **James E. Grake**, Royal Oak, MI (US); **Shawn Wehrly**, Royal Oak, MI (US)

(73) Assignee: **Ford Motor Company**, Dearborn, MI (US)

(**) Term: **14 Years**

(21) Appl. No.: **29/284,359**

(22) Filed: **Sep. 6, 2007**

(51) **LOC (8) Cl.** **12-16**

(52) **U.S. Cl.** **D12/184**

(58) **Field of Classification Search** D12/184,
D12/196, 90-92; 280/152.1, 847-849, 851;
296/181.1, 181.5

See application file for complete search history.

(56) **References Cited**

U.S. PATENT DOCUMENTS

- D509,778 S * 9/2005 Minami D12/196
- D561,667 S * 2/2008 Platto et al. D12/184
- D568,798 S * 5/2008 Matsumoto et al. D12/184
- D572,182 S * 7/2008 Deane D12/184

OTHER PUBLICATIONS

- Detroit Auto Show: A conversation with Peter Horbury, Detroit 2007, <http://www.autoblog.com> (18 pages).
- Lincoln's Future: MKS coming in 2008 <http://www.egmcartech.com> Aug. 27, 2007 (9 pages).
- Lincoln Concept MKR, Detroit 2007 (4 pages).
- Lincoln Concept MKR, Detroit 2006 (4 pages).
- Popular Mechanics, Lincoln MKS, Town Car Successor, May 21, 2007 <http://www.popularmechanics.com> (1 page).

Winding Road, Spied: Lincoln MKS Sedan, Apr. 18, 2007 <http://news.windingroad.com> (2 pages).

Lincoln Concept Zephyr, Detroit 2005 (4 pages).

* cited by examiner

Primary Examiner—Melody N Brown

(74) *Attorney, Agent, or Firm*—Damian Porcari

(57) **CLAIM**

The ornamental design for a vehicle front fender, as shown and described.

DESCRIPTION

FIG. 1 is a left side elevational view of a left vehicle front fender (the right vehicle front fender being a mirror of the left and is not illustrated);

FIG. 2 is a front elevational view of the front fender;

FIG. 3 is a rear elevational view of the vehicle front fender;

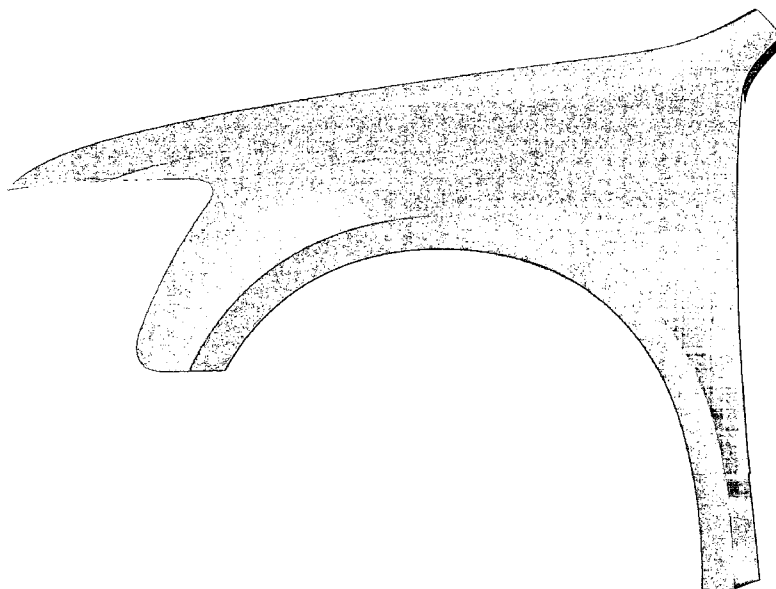
FIG. 4 is a right side elevational view of the vehicle front fender; and,

FIG. 5 is a top plan view of the vehicle front fender; and,

FIG. 6 is a bottom plan view of the vehicle front fender.

The vehicle front fender is styled independently of adjacent vehicle panels. To the extent that any features are illustrated, they are intended to illustrate the crest and valley of the feature and are not necessarily sharp bends in the part. Shading is used to illustrate the curvature of the part and not color. Areas shown in or sounded by broken lines are not claimed. Any functional features of the vehicle front fender are not claimed. Views are orthogonal projections unless otherwise noted. The various views are not necessarily to scale in order to better illustrate the design.

1 Claim, 6 Drawing Sheets



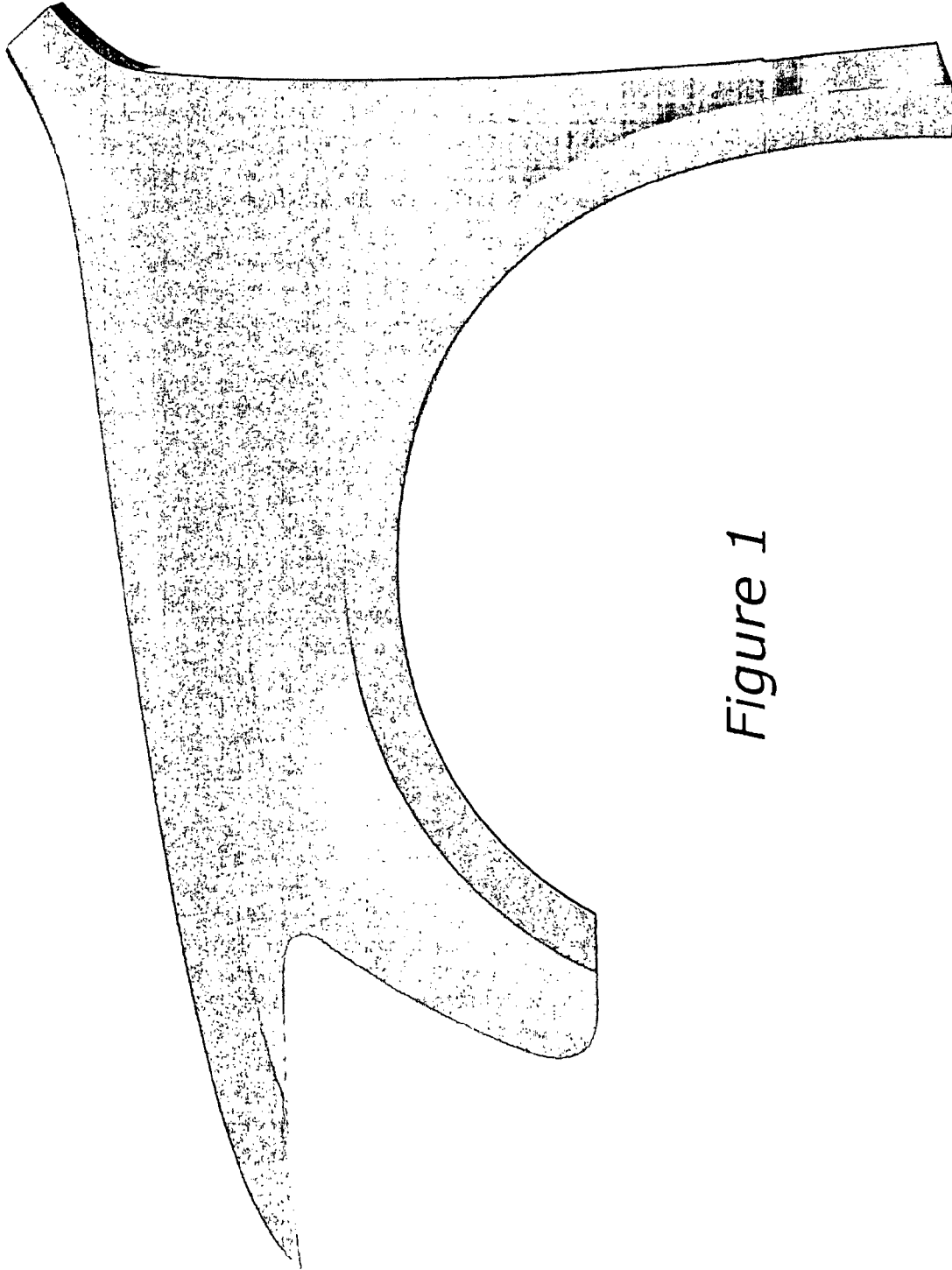


Figure 1

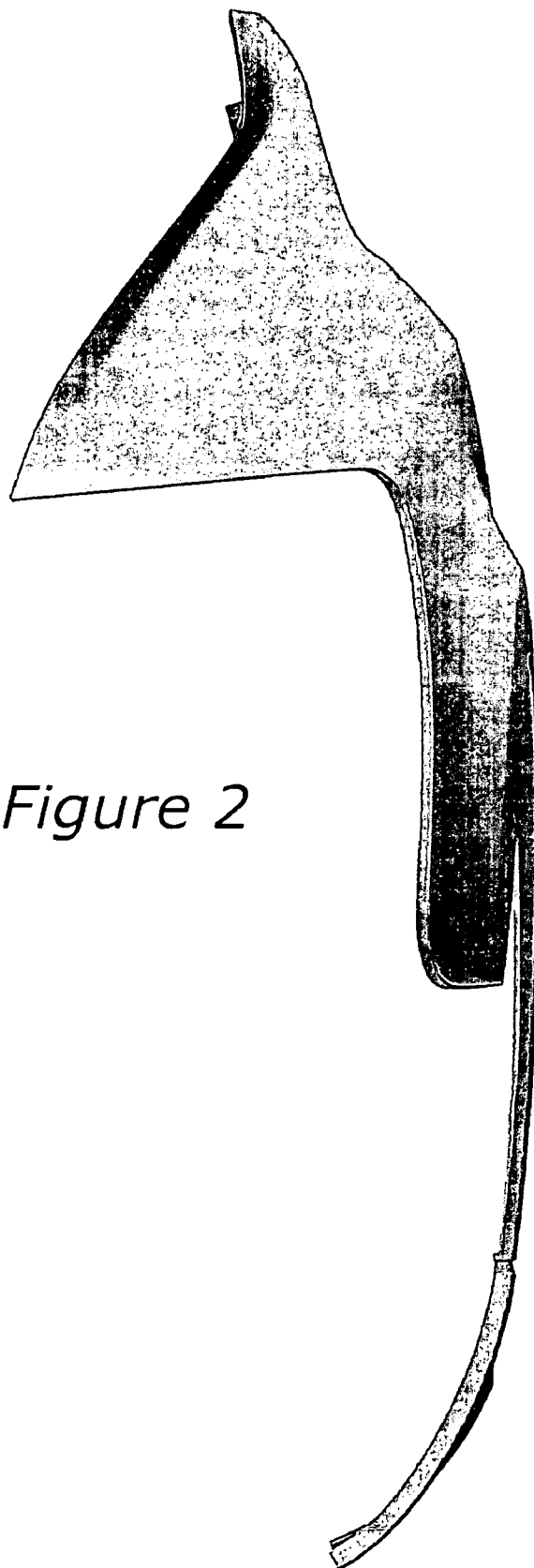


Figure 2

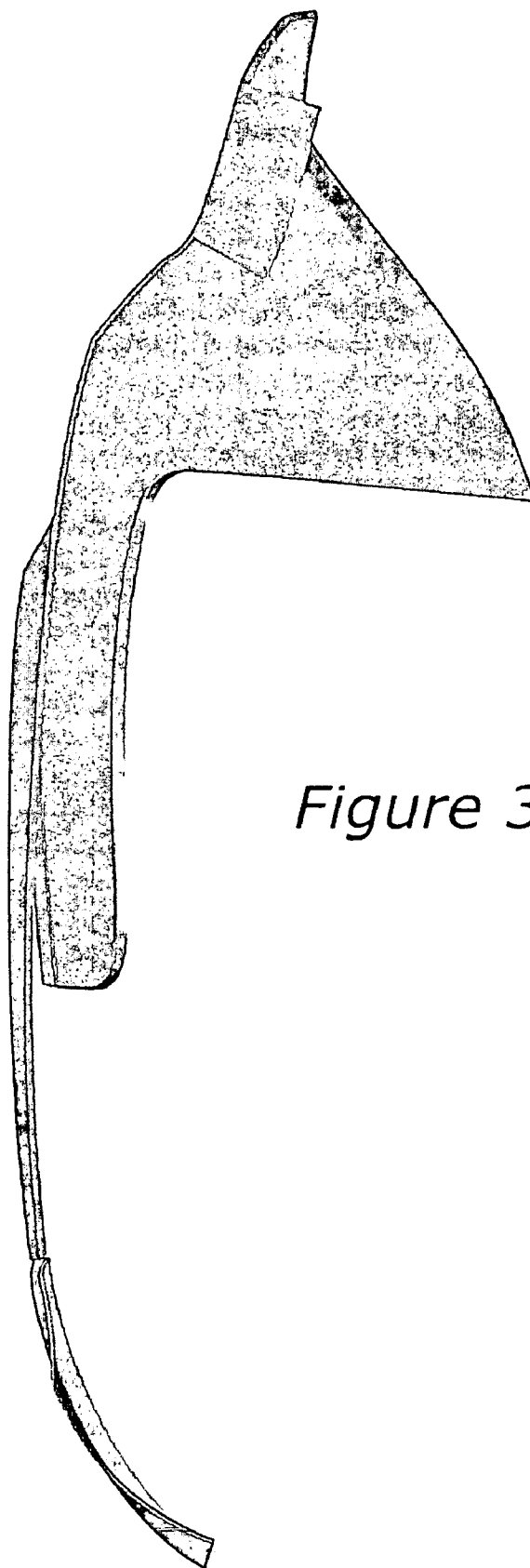


Figure 3

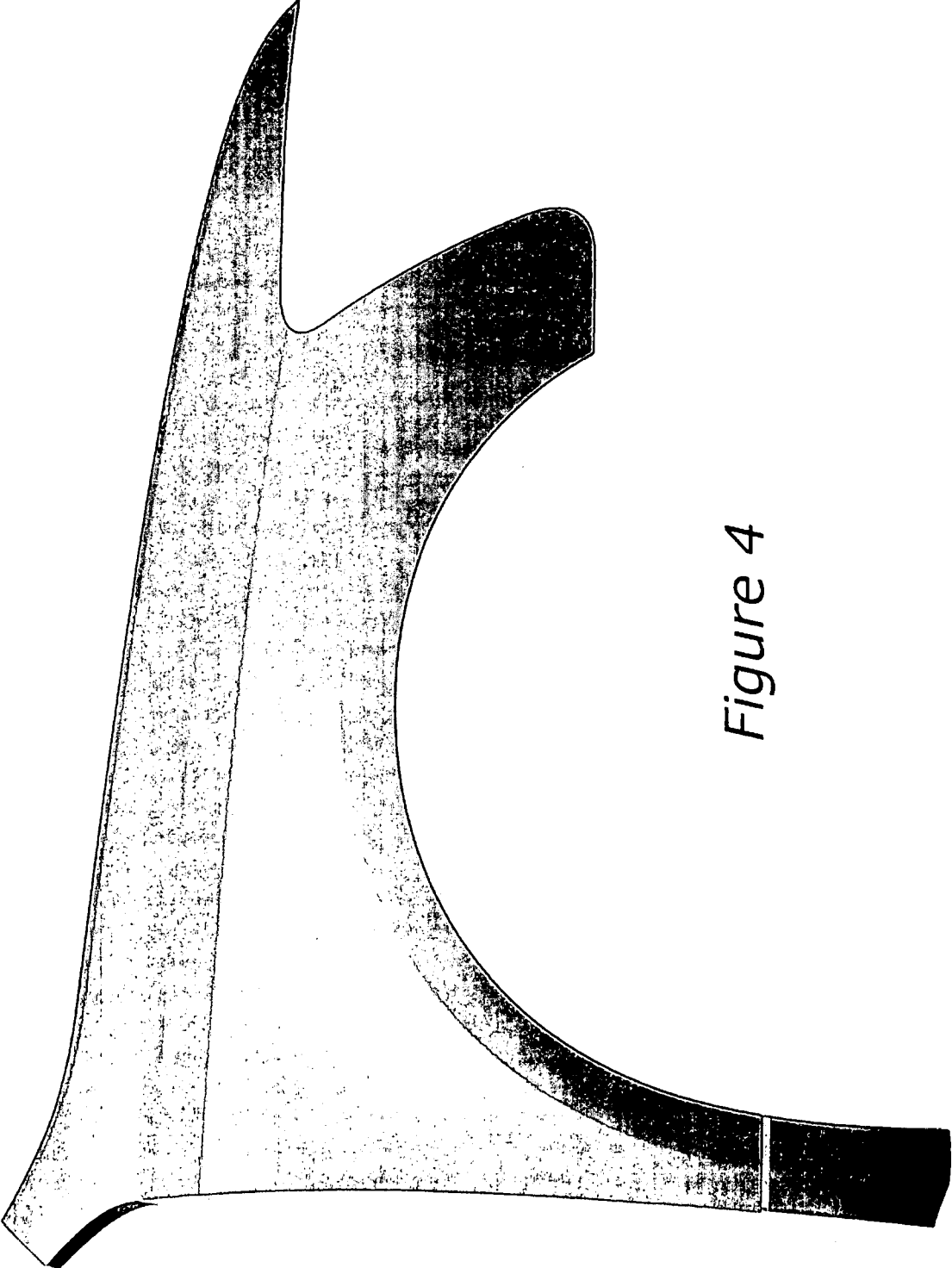


Figure 4




Figure 5




Figure 6