



US 20100243660A1

(19) **United States**

(12) **Patent Application Publication**
MANASAS

(10) **Pub. No.: US 2010/0243660 A1**

(43) **Pub. Date: Sep. 30, 2010**

(54) **BATHROOM ORGANIZER WITH DUAL
PAPER TOILET STORAGE HOLDER**

Publication Classification

(76) Inventor: **RODDY MANASAS**, Kailua-Kona,
HI (US)

(51) **Int. Cl.**
B65D 1/24 (2006.01)

Correspondence Address:
Thien Tran/ Access Patent Group, LLC
7706 Tanner Robert Court
Springfield, VA 22153 (US)

(52) **U.S. Cl.** **220/555**

(21) Appl. No.: **12/748,181**

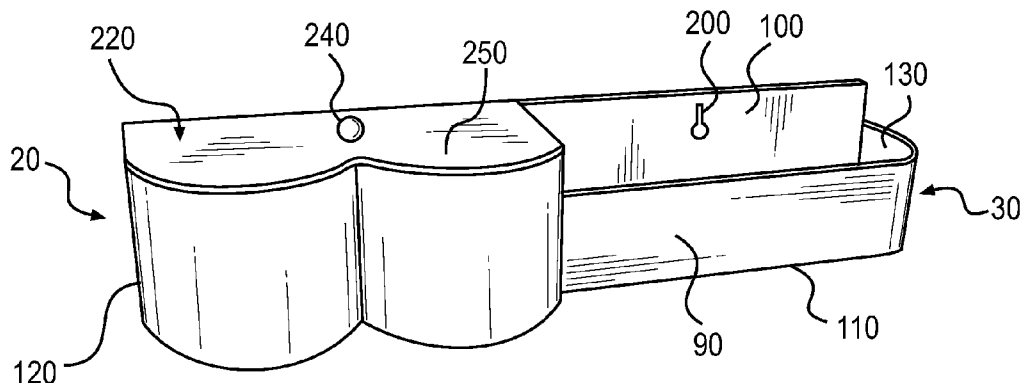
(57) **ABSTRACT**

(22) Filed: **Mar. 26, 2010**

Related U.S. Application Data

(60) Provisional application No. 61/164,398, filed on Mar.
28, 2009.

A bathroom organizer with dual toilet paper storage holder includes a housing having a generally rectangular configuration with an open top and divided into two lid and lidless compartments, wherein the first compartment holds up to two rolls of toilet paper, while the second lidless compartment holds up to three bathroom products, such as anti-bacterial sprays, air fresheners and deodorizing wipes.



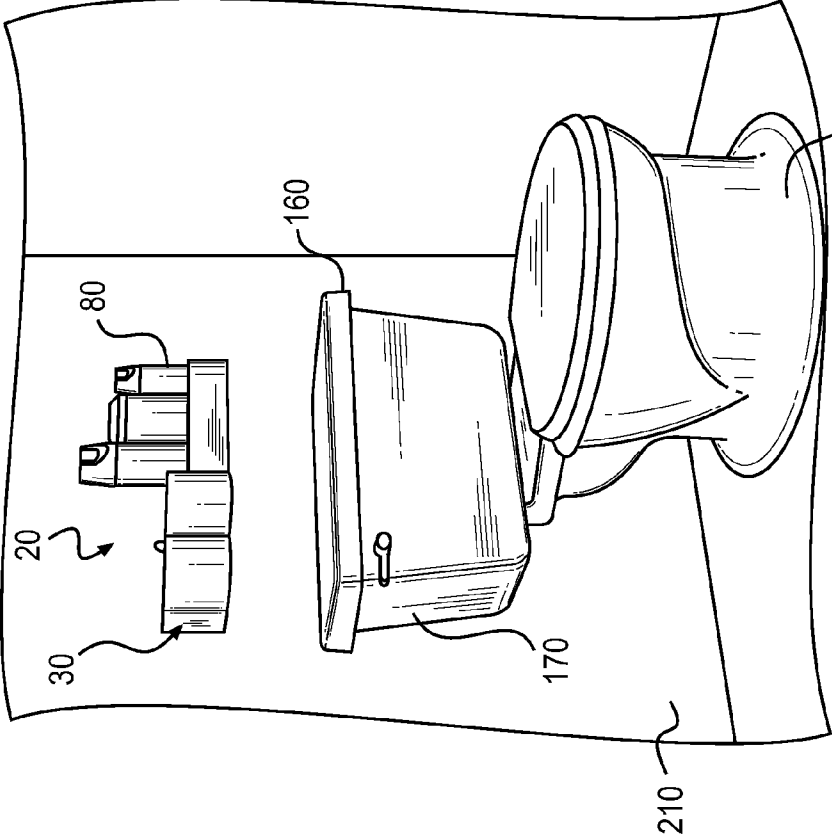


FIG. 2

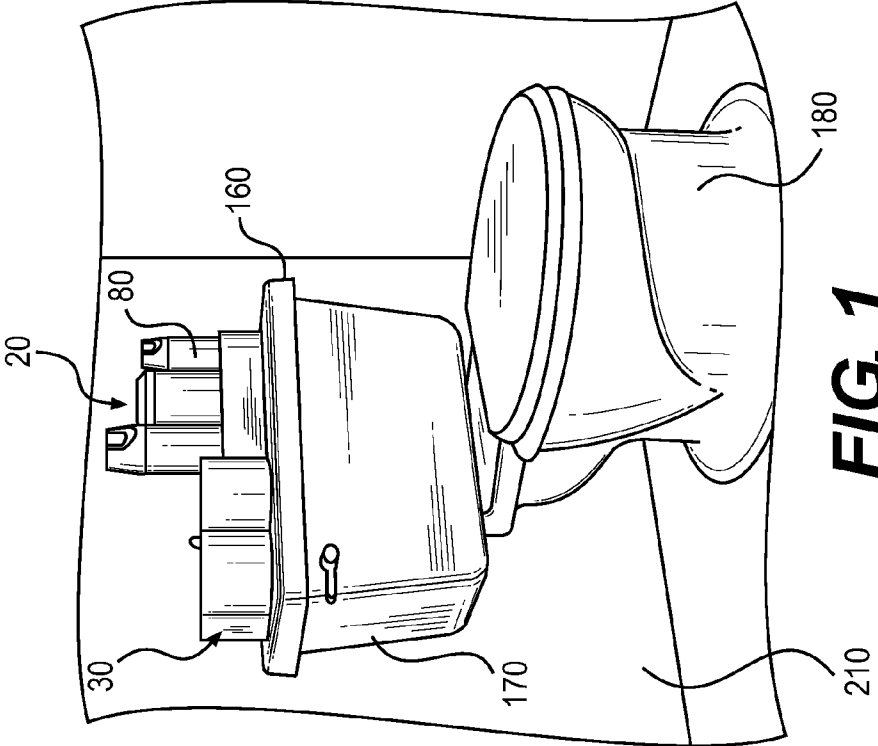


FIG. 1

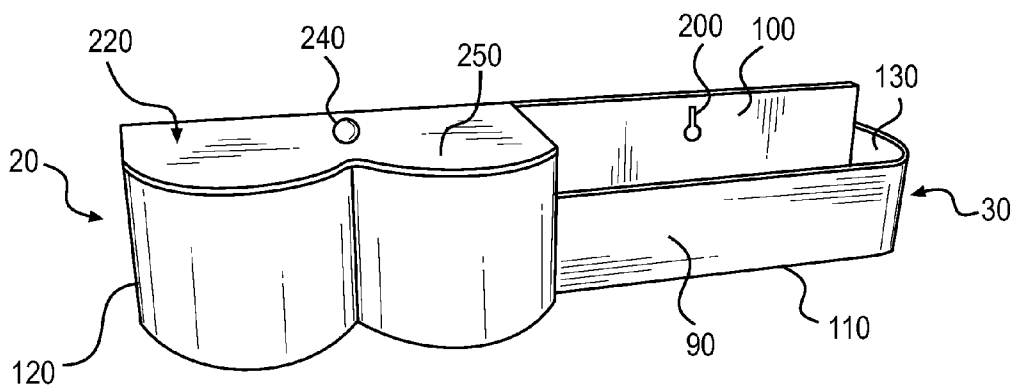


FIG. 3

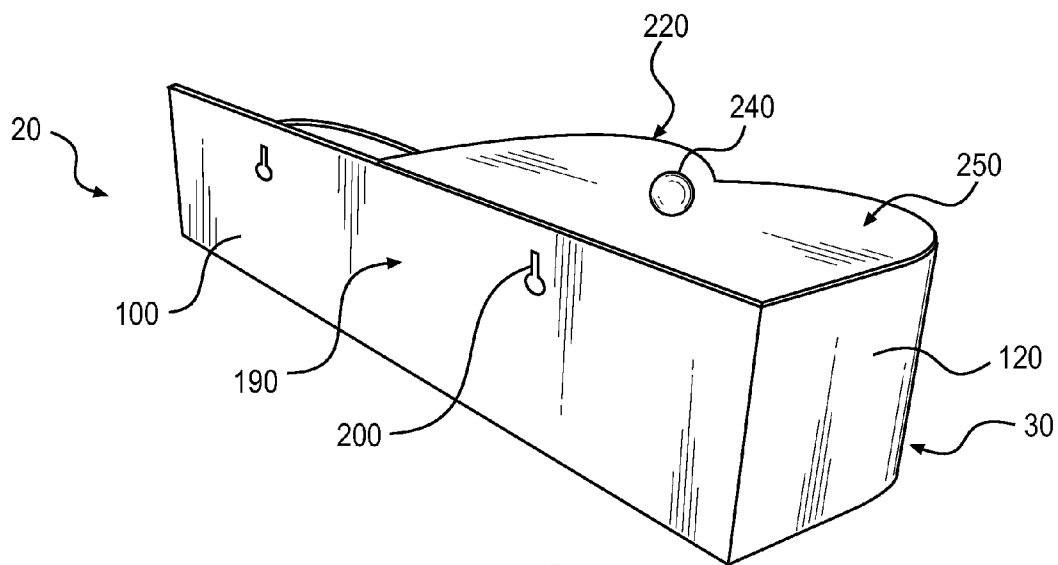


FIG. 4

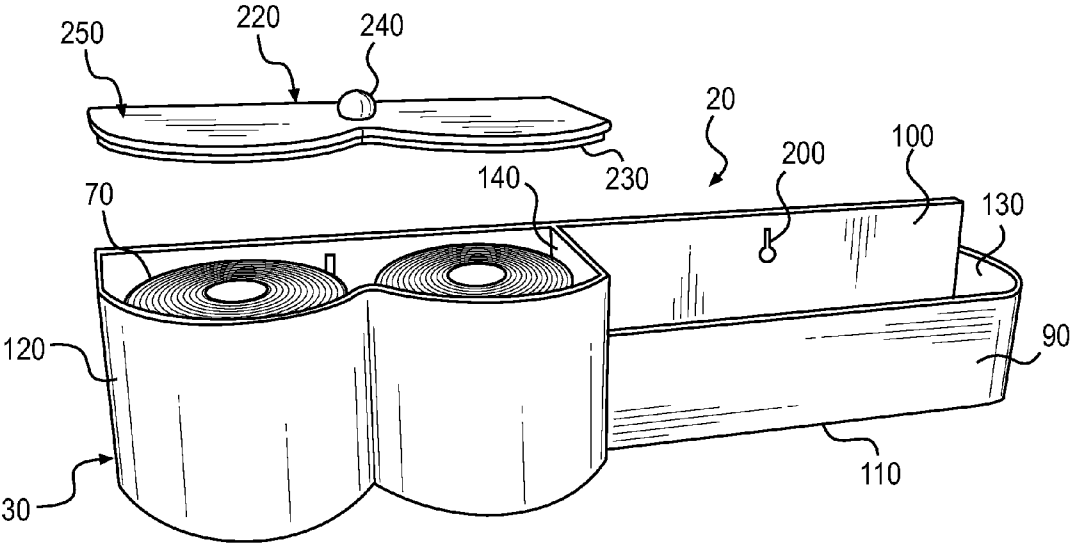


FIG. 5

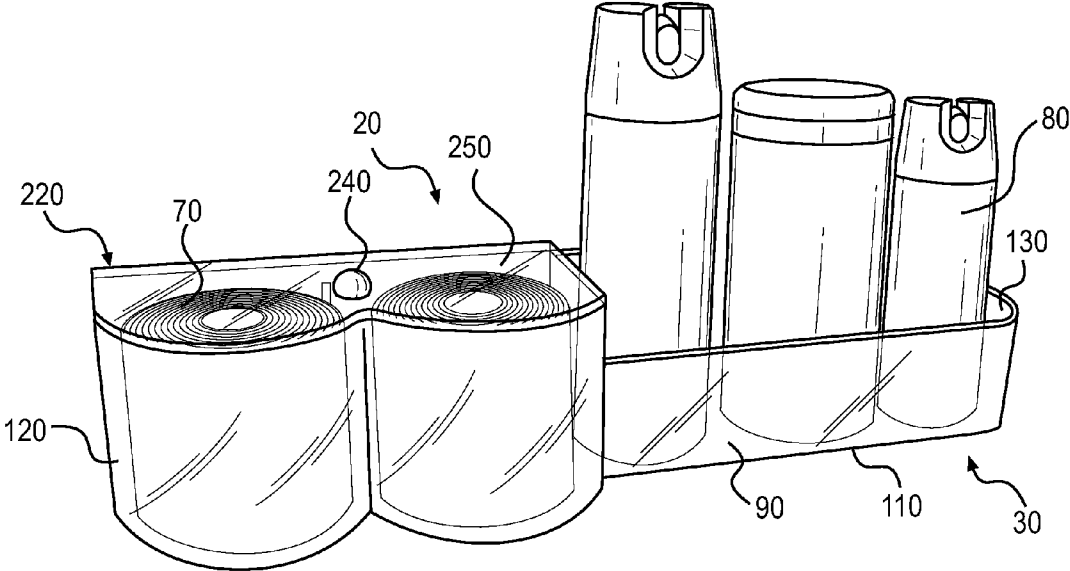


FIG. 6

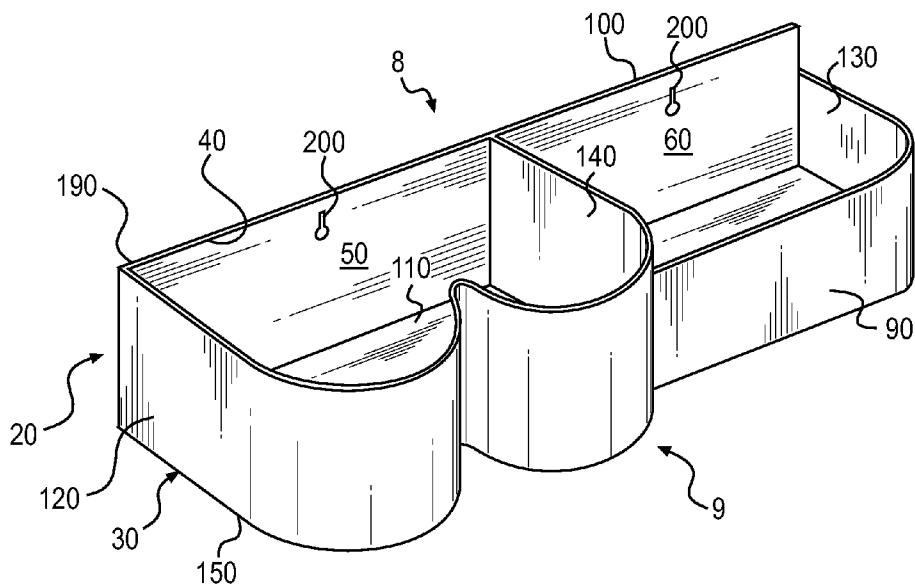


FIG. 7

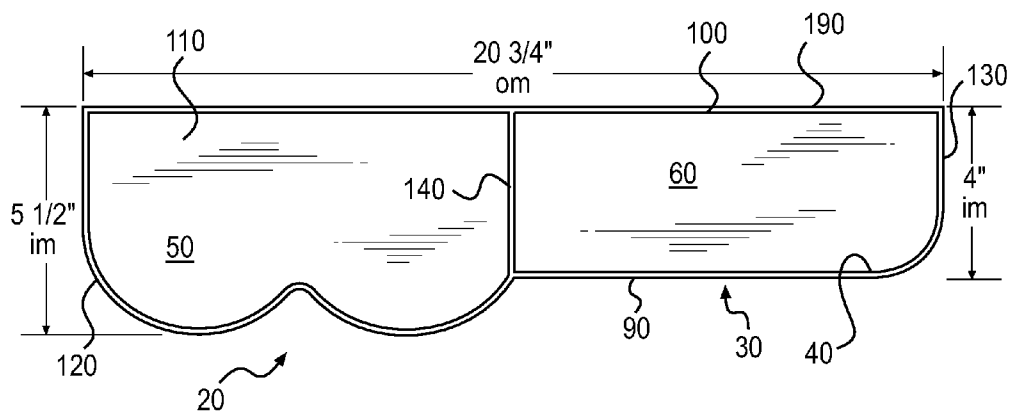


FIG. 8

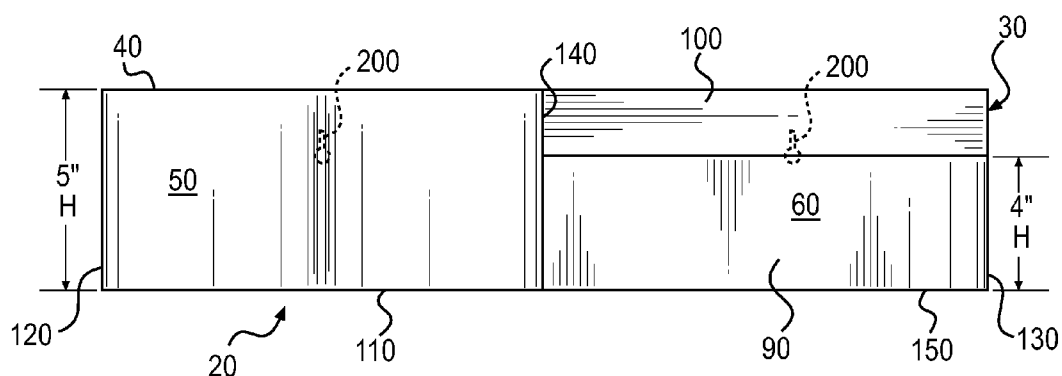


FIG. 9

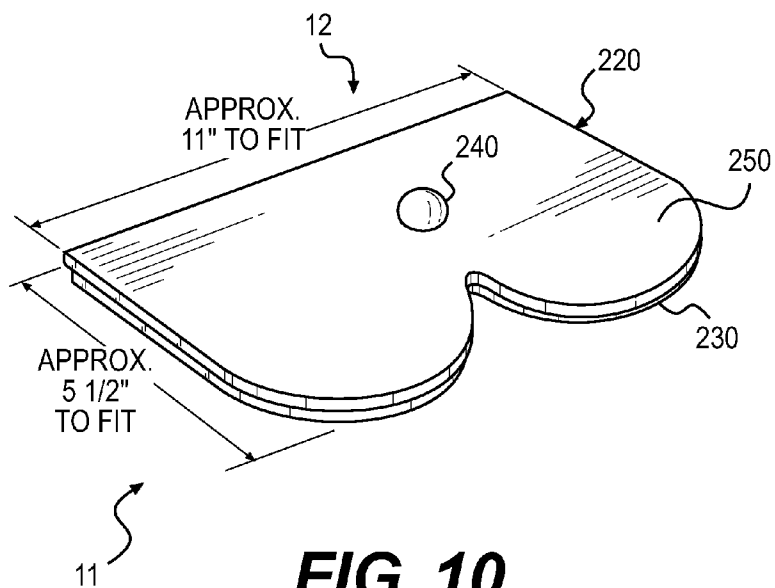


FIG. 10

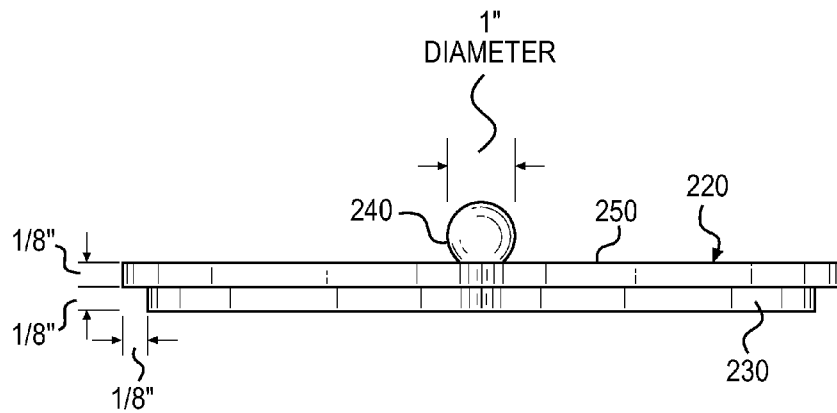


FIG. 11

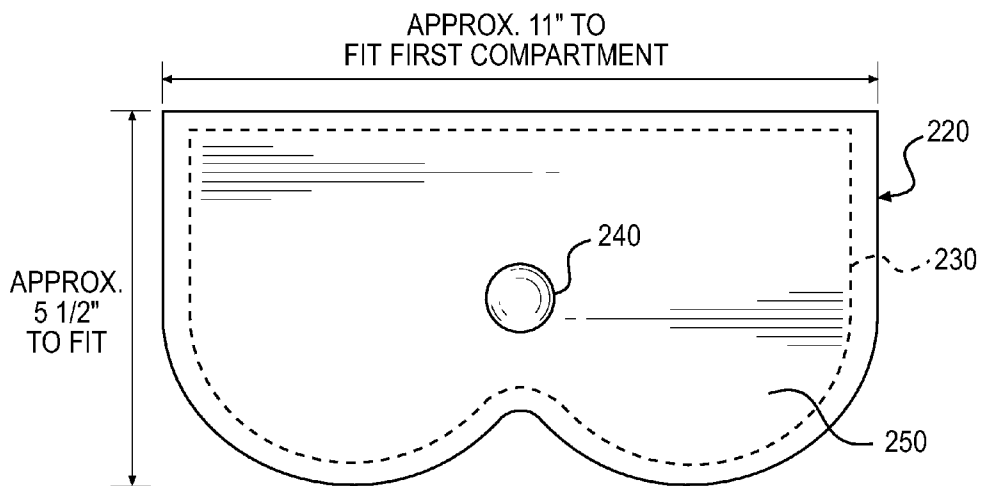


FIG. 12

BATHROOM ORGANIZER WITH DUAL PAPER TOILET STORAGE HOLDER

CROSS-REFERENCE TO RELATED APPLICATION

[0001] This application claims the benefit of Provisional Patent Application No. 61/164,398, filed on Mar. 28, 2009, In the United States Patent & Trademark Office, the disclosure of which is incorporated herein by reference.

BACKGROUND OF THE INVENTION

[0002] 1. Field of the Invention

[0003] The present invention relates to a toilet accessory holder, and more particularly, a bathroom organizer.

[0004] Many times extra toilet paper rolls are stored in cabinets that may not necessarily be near the bathroom. If a roll runs out when one is using the bathroom, it can be inconvenient to go locate a new one. Other products, such as air fresheners and deodorizing wipes, are not usually stored within close proximity of the toilet. An extra trip must be made to retrieve the items. Sometimes the items are simply stacked on the top of the toilet tank or on the floor next to it. Bathrooms tend to contain a fair amount of germs and when these products are left next to the toilet, the germs and bacteria can transfer to these items. A protective measure needs to be taken to ensure that these items remain sanitary.

[0005] 2. Description of the Prior Art

[0006] Numerous innovations for article holders have been provided in the prior art that will be described. Even though these innovations may be suitable for the specific individual purposes to which they address, however, they differ from the present invention.

[0007] A FIRST EXAMPLE, U.S. Pat. No. 2,539,838, Issued on Jan. 30, 1951, to Hurley teaches a rectangular cabinet with an open front and a hinged closing door for the front, which cabinet may be made from wood, metal, glass or plastic material, may be nicely painted and decorated and which is interiorly provided with two or more short vertically disposed shelves for cans and containers, and an elongated space which may be referred to as a brush hanging and accommodating compartment.

[0008] A SECOND EXAMPLE, U.S. Pat. No. 3,429,474, Issued on Jan. 25, 1969, to Cann teaches a container for holding toilet tissue and toilet bowl brushes. The container has two compartments, the first for a toilet bowl brush and the second for toilet tissue. The compartment for the toilet tissue is both higher and of a larger cross section than the compartment for the toilet bowl brush.

[0009] A THIRD EXAMPLE, U.S. Pat. No. 4,008,933, Issued on Feb. 22, 1977, to Wanek teaches a utilitarian and decorative piece of bathroom furniture adapted to provide a plurality of separate storage compartments for materials and devices used within the bathroom. The accessory is characterized by a central housing enclosing a storage compartment for several rolls of toilet tissue flanked on opposite sides by a compartment for storing several bars of soap on one side and for storing a toilet bowl brush on the other. The cover for the toilet tissue storage compartment is in the form of a further storage compartment for bath powder, or the like. According to one form of the invention, a drain cleaning plunger is concealed within the central storage housing.

[0010] A FOURTH EXAMPLE, U.S. Pat. No. 4,887,713, Issued on Dec. 19, 1989, to Tupper teaches a window washer caddy that includes a box having a bottom providing an internal floor, opposed ends and opposed sides and an open top. A partition has a carrying aperture and divides the box

into first and second portions. A spindle has a lower end secured to the floor at a location within the first portion and projects upwardly from the floor to an upper free end for receiving thereon and holding a roll of paper towels. The first portion also provides space for a conventional bottle of window washing liquid, and the second portion provides space for used paper towels. A pair of spaced hooks provide for releasably hanging the caddy from a rung of a ladder.

[0011] A FIFTH EXAMPLE, U.S. Pat. No. 5,035,321, Issued on Jul. 30, 1991, to Denton teaches a cleaning supplies caddy for storing and transporting cleaning supplies. The compact cleaning supplies caddy can hold four bottles of cleaning fluids or the like, a full roll of paper towels, and has enough room remaining to contain a variety of sponges and brushes. The lid or upper housing of the cleaning supplies caddy can be used as a water bucket. A convenient dispenser for the paper towels is also provided. The cleaning supplies caddy comprises a removable upper housing which latches to a lower housing by means of a twist-lock. The twist-lock provides a convenient means of latching the upper housing to the lower housing while maintaining a watertight seal at the latch such that the upper housing may be inverted and used as a water bucket. The twist-lock has a handle which may be used for both actuating the twist-lock and for carrying the cleaning supplies caddy.

[0012] A SIXTH EXAMPLE, U.S. Pat. No. 5,595,303, Issued on Jan. 21, 1997, to Weeks et al. teaches a multi-function toilet accessory which includes a main housing having a top wall having an elongated recess extending inwardly from an open rear thereof. The top wall has a square recess formed therein coextensive with one of a pair of side walls thereof. The open rear has an upwardly extending lip integral with a rear edge of the bottom wall of the main housing. A toilet paper dispensing portion is secured to the top wall of the main housing. A deodorizer portion is dimensioned for securement within the square recess of the main housing.

[0013] A SEVENTH EXAMPLE, U.S. Pat. No. 5,971,141, Issued on Oct. 26, 1999, to Shafik teaches a toilet accessory kit which includes a holder with receptacles at opposite ends receiving and holding a toilet brush and a toilet plunger, respectively. A divider extends across the holder to separate the receptacles from one another, and a handle extends from the divider for lifting and carrying the holder and also for storing extra rolls of toilet paper. The brush includes bristles and an elongate narrow pick, with the pick insertable into the jets beneath the rim of a toilet bowl to clean the jets. The plunger has a spherical member with a concavo-convex open end that fits various sizes of drain openings. A depending cylindrical skirt surrounds the concavo-convex open end and acts as a shield to prevent splashing and also forms a secondary seal.

[0014] It is apparent now that numerous innovations for article holders have been provided in the prior art that adequate for various purposes. Furthermore, even though these innovations may be suitable for the specific individual purposes to which they address, accordingly, they would not be suitable for the purposes of the present invention as heretofore described.

SUMMARY OF THE INVENTION

[0015] AN OBJECT of the present invention is to provide a bathroom organizer that avoids the disadvantages of the prior art.

[0016] ANOTHER OBJECT of the present invention is to provide a bathroom organizer that is simple and inexpensive to manufacture.

[0017] STILL ANOTHER OBJECT of the present invention is to provide a bathroom organizer that is simple to use.

[0018] BRIEFLY STATED, STILL YET ANOTHER OBJECT of the present invention is to provide a bathroom organizer which comprises a housing having a generally rectangular configuration with an open top and divided into two compartments, wherein the first compartment (dual toilet paper storage holder) will hold up to two rolls of toilet paper, while the second compartment will hold up to three bathroom products, such as anti-bacterial sprays, air fresheners and deodorizing wipes.

[0019] The novel features which are considered characteristic of the present invention are set forth in the appended claims. The invention itself, however, both as to its construction and its method of operation, together with additional objects and advantages thereof, will be best understood from the following description of the specific embodiments when read and understood in connection with the accompanying drawing.

BRIEF DESCRIPTION OF THE DRAWING

[0020] The figures of the drawings 1-12 are briefly described as follows:

- [0021] FIG. 1 is a front perspective view of the present invention which holds two rolls of toilet paper and three bathroom products placed upon a top cover on a tank of a toilet;
- [0022] FIG. 2 is a front perspective view similar to FIG. 1, showing the present invention mounted to a wall above the toilet;
- [0023] FIG. 3 is a front perspective view of the present invention per se;
- [0024] FIG. 4 is a rear perspective view of the present invention per se;
- [0025] FIG. 5 is a front perspective view similar to FIG. 3, with the lid exploded therefrom;
- [0026] FIG. 6 is a front perspective view of the present invention fabricated out of transparent material;
- [0027] FIG. 7 is a front perspective view similar to FIG. 5, with the lid removed therefrom;
- [0028] FIG. 8 is a top view taken in the direction of arrow 8 in FIG. 7;
- [0029] FIG. 9 is a front view taken in the direction of arrow 9 in FIG. 7;
- [0030] FIG. 10 is a perspective view of the lid per se;
- [0031] FIG. 11 is a side view taken in the direction of arrow 11 in FIG. 10; and
- [0032] FIG. 12 is a top view taken in the direction of arrow 12 in FIG. 10.

REFERENCE NUMERALS UTILIZED IN THE DRAWINGS

- [0033] 20 bathroom organizer
- [0034] 30 housing of bathroom organizer 20
- [0035] 40 open top of housing 30
- [0036] 50 first compartment of housing 30
- [0037] 60 second compartment of housing 30
- [0038] 70 roll of toilet paper
- [0039] 80 bathroom product
- [0040] 90 front wall of housing 30
- [0041] 100 rear wall of housing 30
- [0042] 110 bottom wall of housing 30
- [0043] 120 first side wall of housing 30
- [0044] 130 second side wall of housing 30
- [0045] 140 dividing center wall of housing 30
- [0046] 150 flat lower surface of bottom wall 110

- [0047] 160 top cover on water tank 170
- [0048] 170 tank of toilet 180
- [0049] 180 toilet
- [0050] 190 back flat surface of rear wall 100
- [0051] 200 keyhole slot in rear wall 100
- [0052] 210 wall
- [0053] 220 lid of bathroom organizer 20
- [0054] 230 rabbet edge of lid 220
- [0055] 240 knob on top surface 250
- [0056] 250 top surface of lid 220

DETAILED DESCRIPTION OF THE PREFERRED EMBODIMENT

[0057] Referring now to the figures, in which like numerals indicate like parts, and particularly to FIGS. 1 through 12, and as such, will be discussed with reference thereto.

[0058] The present invention is a bathroom organizer 20 which comprises a housing 30 having a generally rectangular configuration with an open top 40 and divided into two compartments 50, 60. The first compartment 50 holds up to two rolls of toilet paper 70, while the second compartment 60 (lidless or no lid) holds up to three bathroom products 80, such as anti-bacterial sprays, air fresheners and deodorizing wipes.

[0059] The housing 30 comprises a front wall 90, a rear wall 100, a bottom wall 110, two side walls 120, 130, and a dividing center wall 140 positioned vertically between the two side walls 120, 130 to form the two compartments 50, 60. A portion of the front wall 90 at the first compartment 50 is of a double semi-circular configuration, so that the two rolls of toilet paper 70 can fit neatly inside the first compartment 50.

[0060] The bottom wall 110 of the housing 30 comprises a flat lower surface 150, so that the housing 30 can be placed upon a top cover 160 on a water tank 170 of a toilet 180. The rear wall 100 of the housing 30 comprises a back flat surface 190, having at least two spaced apart keyhole slots 200, so that the housing 30 can be mounted to a wall 210 above the toilet 180.

[0061] The bathroom organizer 20 further comprises a lid 220 shaped to sit on the open top 40 at the first compartment 50 to completely extend over the two rolls of toilet paper 70 therein. The lid 220 is for preventing water moisture entering the first compartment 50. The lid 220 further comprises a rabbet edge 230 thereabout, so that the rabbet edge 230 causes the lid 220 to properly fit on the open top 40 of the first compartment 50. A knob 240 is attached to a top surface 250 of the lid 220, allowing a person to grasp the knob 240 and lift up the lid 220 to remove either of the two rolls of toilet paper 70 from the first compartment 50.

[0062] The first compartment 50 of the bathroom organizer 20 with the lid 220 is sanitary since it neatly encloses the two rolls of toilet paper 70 to keep them clean until needed, so as to prevent germ distribution and keeps the two rolls of toilet paper 70 within arms reach. The bathroom organizer 20 is ideal for any bathroom, while its streamlined design adds to any bathroom's décor, while protecting the bathroom products 80 from bacteria and common bathroom grime.

[0063] The bathroom organizer 20 may be made of a transparent or semi-transparent plastic material. Other models may be made out of wood or with a stainless steel finish to accommodate all types of bathrooms. There is no lid on the second compartment 60, so that products of various heights may be stored therein.

[0064] As shown in FIGS. 7 through 9, the housing 30 is typically twenty three and a quarter inches in length. The first compartment 50 is typically five and a half inches in depth, while its front wall portion is typically five inches in height. The second compartment 60 is typically four inches in depth, while its front wall portion is typically four inches in height.

[0065] As shown in FIGS. 10 through 12, the lid 220 is typically eleven inches in length, five and a half inches in depth and an eighth of an inch in height. The rabbet edge 230 is typically an eighth of an inch in height and set back an eighth of an inch from the edges of the lid 220. The knob 240 is typically one inch in diameter. The exact specification sizes of both the housing 30 and the lid 220 may vary for the needs of the bathroom.

[0066] It will be understood that each of the elements described above, or two or more together, may also find a useful application in other types of constructions differing from the types described above.

[0067] While the invention has been illustrated and described as embodiments of a bathroom organizer, accordingly it is not limited to the details shown, since it will be understood that various omissions, modifications, substitutions and changes in the forms and details of the device illustrated and its operation can be made by those skilled in the art without departing in any way from the spirit of the present invention.

[0068] Without further analysis, the foregoing will so fully reveal the gist of the present invention that others can, by applying current knowledge, readily adapt it for various applications without omitting features that, from the standpoint of prior art, fairly constitute characteristics of the generic or specific aspects of this invention.

The invention claimed is:

1. A bathroom organizer with dual toilet paper storage holder which comprises:

- a housing having a generally rectangular configuration with an open top and divided into two compartments:
 - first compartment holds up to two rolls of toilet paper in a dual toilet paper storage configuration, wherein the first compartment includes a lid for preventing water moisture entering the first compartment and,

second compartment holds up to three bathroom products such as anti-bacterial sprays, air fresheners and deodorizing wipes, wherein the second compartment has no lid or lidless.

2. The bathroom organizer as recited in claim 1, wherein said housing comprises a front wall, a rear wall, a bottom wall, two side walls, and a dividing center wall positioned vertically between said two side walls to form said two compartments.

3. The bathroom organizer as recited in claim 2, wherein a portion of said front wall at said first compartment is of a double semi-circular configuration, so that the two rolls of toilet paper can fit neatly inside said first compartment.

4. The bathroom organizer as recited in claim 2, wherein said bottom wall of said housing comprises a flat lower surface, so that said housing can be placed upon a top cover on a tank of a toilet.

5. The bathroom organizer as recited in claim 2, wherein said rear wall of said housing comprises a back flat surface, having at least two spaced apart keyhole slots, so that said housing can be mounted to a wall above a toilet.

6. The bathroom organizer as recited in claim 3, further comprising said lid shaped to sit on said open top at said first compartment to completely extend over the two rolls of toilet paper therein.

7. The bathroom organizer as recited in claim 6, wherein said lid further comprises:

- a) a rabbet edge thereabout, so that said rabbet edge causes said lid to properly fit on said open top of said first compartment; and
- b) a knob attached to a top surface of said lid, allowing a person to grasp said knob and lift up said lid to remove either of the two rolls of toilet paper from the first compartment.

8. The bathroom organizer as recited in claim 1, wherein the housing is selected from the group consisting of a transparent or semi-transparent plastic material or wood and stainless steel.

* * * * *