



(12) **United States Design Patent**
Hughes et al.

(10) **Patent No.:** **US D926,588 S**
(45) **Date of Patent:** **** Aug. 3, 2021**

(54) **BAG**

(56)

References Cited

(71) Applicant: **EVERY DENNISON RETAIL INFORMATION SERVICES, LLC**, Mentor, OH (US)

U.S. PATENT DOCUMENTS

(72) Inventors: **Caroline Hughes**, Edwalton (GB);
Daniel Kennedy, Northampton (GB)

2,151,472 A	3/1939	Hubbard
D181,917 S	1/1958	Tupper
D132,259 S	3/1958	Tupper
D191,647 S	10/1961	Seeger
3,081,881 A	3/1963	Seeger
3,085,725 A	4/1963	Caparosa
D218,847 S	9/1970	Specht
3,592,343 A	7/1971	Swett et al.
D226,547 S	3/1973	Iso
D226,752 S	4/1973	Iso
D245,748 S	9/1977	Ostroll
D251,891 S	5/1979	Solomon
D255,066 S	5/1980	Hadgis
D272,494 S	2/1984	Mahowald
D278,291 S	4/1985	Gurule
D283,273 S	4/1986	Rhyne
D296,046 S	6/1988	Marshall
4,759,440 A	7/1988	Kolton et al.

(73) Assignee: **Avery Dennison Retail Information Services, LLC**, Mentor, OH (US)

(**) Term: **15 Years**

(21) Appl. No.: **29/697,235**

(22) Filed: **Jul. 5, 2019**

(51) **LOC (13) Cl.** **09-05**

(52) **U.S. Cl.**
USPC **D9/702**

(58) **Field of Classification Search**

FOREIGN PATENT DOCUMENTS

USPC D9/702-714, 720-722, 414, 434-435;
D24/118, 207, 108; 383/6, 9, 22, 96,
383/61.1, 80-81, 104, 901, 63, 203, 107,
383/119-120, 123, 61.2, 44; 220/675,
220/495.03; 215/381-385, 400, 328, 316;
206/484; D3/202; 428/34.3; 222/92,
222/215, 95, 107; 604/408, 403, 415;
229/87.01-87.9

CPC A47K 10/42; B65D 33/00; B65D 33/01;
B65D 33/008; B65D 33/20; B65D 33/24;
B65D 33/165; B65D 33/1608; B65D
81/00; B65D 81/36; B65D 81/24; B65D
81/246; B65D 81/2084; B65D 5/00;
B65D 5/42; B65D 5/4258; B65D 37/00;
B65D 77/00; B65D 77/10; B65D 77/12;
B65D 77/14; A61J 1/10; A47J 36/027

CN	201468896 U	5/2010
GB	2325151	11/1998

(Continued)

Primary Examiner — Abraham Bahta

(57)


CLAIM

The ornamental design for a bag, as shown and described.

DESCRIPTION

FIG. 1 is an isometric view of a bag with a display hook inserted, showing our design; and
FIG. 2 is a front view thereof;
FIG. 3 is a rear view thereof;
FIG. 4 is a left side view thereof;
FIG. 5 is a right side view thereof;
FIG. 6 is a top view thereof; and,
FIG. 7 is a bottom view thereof.

1 Claim, 5 Drawing Sheets



(56)

References Cited

U.S. PATENT DOCUMENTS

4,823,962 A 4/1989 Arias
 4,940,146 A 7/1990 Kolton et al.
 5,005,742 A 4/1991 Smith
 5,027,945 A 7/1991 Wilkins
 D321,288 S 11/1991 Nichol, Jr.
 5,163,590 A 11/1992 Lawler et al.
 D331,425 S 12/1992 Rhyne
 5,505,351 A 4/1996 Najarian
 5,615,810 A 4/1997 Kolton et al.
 D416,487 S 11/1999 Shapiro
 5,988,373 A 11/1999 Yates
 D434,981 S 12/2000 Shapiro
 D440,873 S 4/2001 Van Horn
 D474,353 S 5/2003 Gist Skinner
 7,219,821 B2 5/2007 Weal et al.
 D545,217 S * 6/2007 Jeric D9/709
 D560,372 S 1/2008 Lee
 7,328,821 B2 2/2008 Dedo
 D590,245 S 4/2009 Nanda
 D646,151 S 10/2011 Potts et al.
 D649,365 S 11/2011 Young
 D708,861 S 7/2014 Doenges et al.
 D714,138 S 9/2014 Genender
 D718,962 S 12/2014 Brett
 9,022,235 B2 5/2015 Kalinsky
 D735,027 S 7/2015 Fildan et al.
 D736,619 S 8/2015 Parkes

D747,194 S 1/2016 Melistas
 D770,276 S 11/2016 Bjorsing
 D774,883 S 12/2016 Moskovich et al.
 9,585,496 B2 3/2017 Strassburger et al.
 D786,063 S 5/2017 Choi et al.
 D793,229 S 8/2017 Meneaud
 D793,747 S 8/2017 Taylor
 D799,337 S * 10/2017 Bhati D9/702
 D825,329 S 8/2018 Ross
 D856,144 S 8/2019 Ahearn et al.
 D858,277 S 9/2019 Toms, Jr. et al.
 D859,150 S 9/2019 Hughes
 D863,792 S 10/2019 Ho
 D865,363 S * 11/2019 Liu D3/303
 D878,198 S 3/2020 Hughes
 D885,909 S 6/2020 Franzone, Jr. et al.
 D887,855 S * 6/2020 Miwa D9/703
 D889,955 S 7/2020 Vandebos
 D894,732 S 9/2020 Kennedy et al.
 D896,567 S 10/2020 Kennedy
 D898,566 S 10/2020 Hughes et al.
 2006/0191984 A1 8/2006 Hitosugi
 2008/0230575 A1 9/2008 Nazari
 2011/0042424 A1 2/2011 Green et al.

FOREIGN PATENT DOCUMENTS

JP 3021432 U 2/1996
 JP 8-164053 6/1996

* cited by examiner

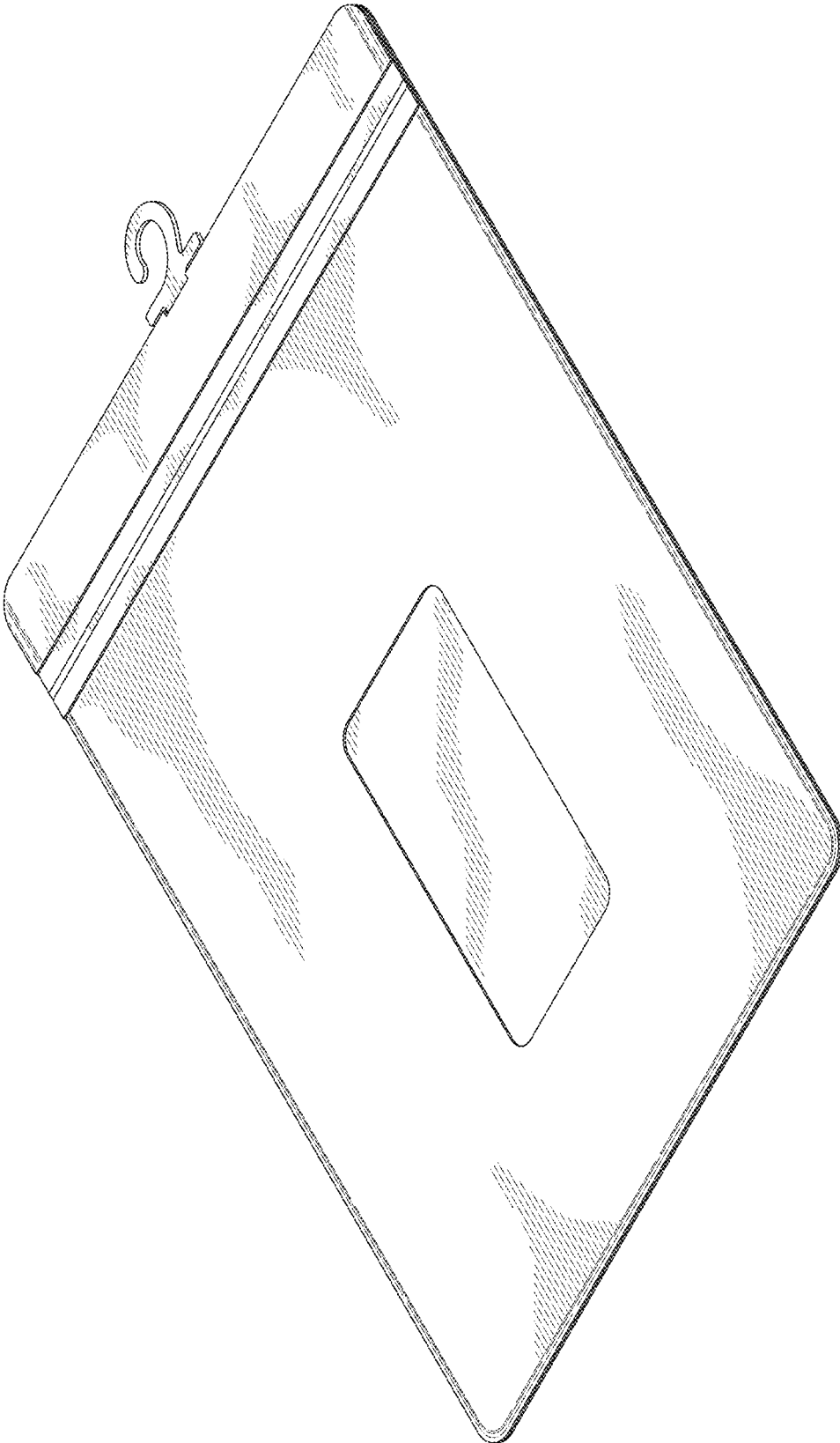


FIG. 1

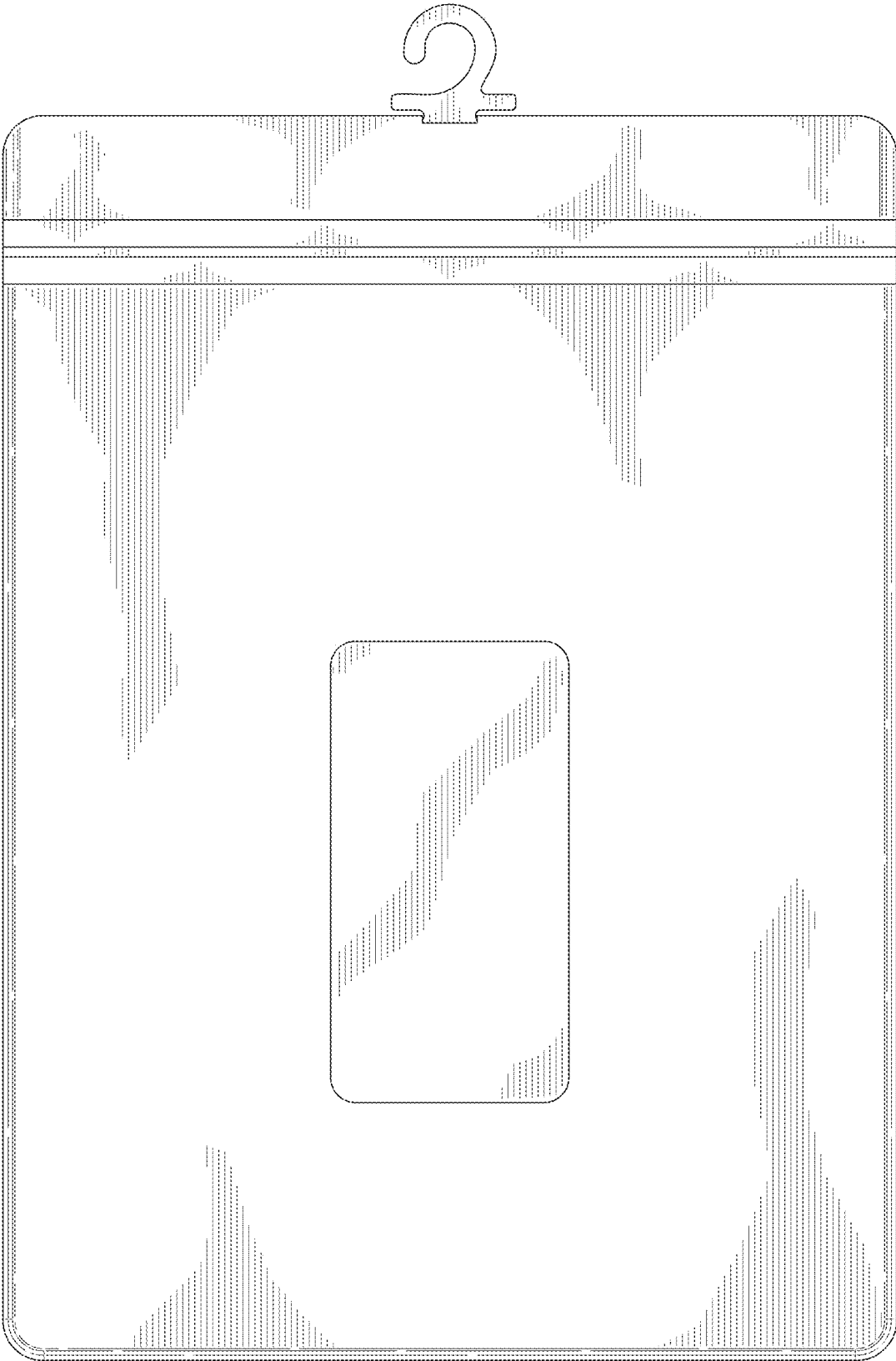


FIG. 2




FIG. 3

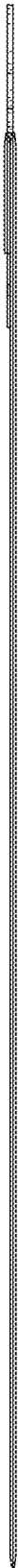


FIG. 4



FIG. 5




FIG. 6



FIG. 7