



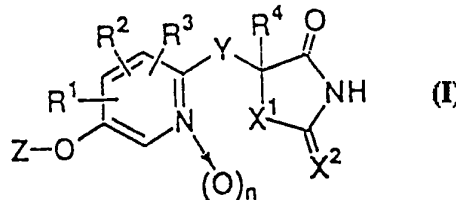
INTERNATIONAL APPLICATION PUBLISHED UNDER THE PATENT COOPERATION TREATY (PCT)

(51) International Patent Classification ⁶ : C07D 417/14, 417/06, 413/14, A61K 31/425, 31/42		A1	(11) International Publication Number: WO 95/26347
			(43) International Publication Date: 5 October 1995 (05.10.95)
(21) International Application Number: PCT/JP95/00560		<p>Chemical Industries, Ltd., Central Research Institute, 722-1, Tsuboi-cho, Funabashi-shi, Chiba 274 (JP). SHIKADA, Ken-ichi [JP/JP]; Nissan Chemical Industries, Ltd., Seibutsukagaku Kenkyusho, No. 1470, Oaza-shiraoka, Shiraokamachi, Minamisaitama-gun, Saitama 349-02 (JP). NAITO, Takeshi [JP/JP]; Nissan Chemical Industries, Ltd., Seibutsukagaku Kenkyusho, No. 1470, Oaza-shiraoka, Shiraokamachi, Minamisaitama-gun, Saitama 349-02 (JP). YOTSUMOTO, Takashi [JP/JP]; Nissan Chemical Industries, Ltd., Seibutsukagaku Kenkyusho, No. 1470, Oaza-shiraoka, Shiraokamachi, Minamisaitama-gun, Saitama 349-02 (JP).</p> <p>(74) Agents: YAMAMOTO, Ryoza et al.; Torimoto Kogyo Building, 38, Kanda-Higashimatsushitacho, Chiyoda-ku, Tokyo 101 (JP).</p> <p>(81) Designated States: AU, CA, CN, CZ, FI, HU, KR, LT, MX, NO, NZ, RO, RU, SI, SK, UA, US, European patent (AT, BE, CH, DE, DK, ES, FR, GB, GR, IE, IT, LU, MC, NL, PT, SE).</p>	
(22) International Filing Date: 27 March 1995 (27.03.95)			
(30) Priority Data:			
6/57192 28 March 1994 (28.03.94) JP			
6/295177 29 November 1994 (29.11.94) JP			
(71) Applicant (for all designated States except US): NISSAN CHEMICAL INDUSTRIES, LTD. [JP/JP]; 7-1, Kanda-Nishiki-cho 3-chome, Chiyoda-ku, Tokyo 101 (JP).			
(72) Inventors; and			
(75) Inventors/Applicants (for US only): OHARA, Yoshio [JP/JP]; Nissan Chemical Industries, Ltd., Central Research Institute, 722-1, Tsuboi-cho, Funabashi-shi, Chiba 274 (JP). SUZUKI, Mikio [JP/JP]; Nissan Chemical Industries, Ltd., Central Research Institute, 722-1, Tsuboi-cho, Funabashi-shi, Chiba 274 (JP). MIYACHI, Nobuhide [JP/JP]; Nissan Chemical Industries, Ltd., Central Research Institute, 722-1, Tsuboi-cho, Funabashi-shi, Chiba 274 (JP). KATO, Katsuhiro [JP/JP]; Nissan Chemical Industries, Ltd., Central Research Institute, 722-1, Tsuboi-cho, Funabashi-shi, Chiba 274 (JP). OHDOI, Keisuke [JP/JP]; Nissan Chemical Industries, Ltd., Central Research Institute, 722-1, Tsuboi-cho, Funabashi-shi, Chiba 274 (JP). KOBAYASHI, Tetsuya [JP/JP]; Nissan			

(54) Title: THIAZOLIDINES AND OXAZOLIDINES SUBSTITUTED BY A PYRIDINE RING AND THEIR USE AS HYPOLYCEMIC AGENTS

(57) Abstract

The present invention provides novel pyridine type thiazolidines and their salts, expressed by formula (I) (wherein X¹ is S or O; X² is S, O or NH; Y is CR⁶R⁷, R⁶ is a hydrogen atom, a C₁-C₇ alkyl group or a C₃-C₇ cycloalkyl group, and R⁷ is a hydrogen atom, a C₁-C₇ alkyl group or a C₃-C₇ cycloalkyl group or forms a bond together with R⁴), or SO₂; Z is a C₁-C₁₀ alkyl group, a C₂-C₁₀ alkenyl group, a C₂-C₁₀ alkynyl group, a C₃-C₇ cycloalkyl group, a C₃-C₇ cycloalkenyl group (each of said alkyl, alkenyl, alkynyl, cycloalkyl and cycloalkenyl groups may be substituted with at most 3 of hydroxyl, oxo, C₁-C₇ alkyl and C₁-C₇ alkoxy groups), a phenyl group, a biphenyl group, an α -naphthyl group, a β -naphthyl group, a benzyl group or a heterocyclic group. The compounds have a hypoglycemic effect.



FOR THE PURPOSES OF INFORMATION ONLY

Codes used to identify States party to the PCT on the front pages of pamphlets publishing international applications under the PCT.

AT	Austria	GB	United Kingdom	MR	Mauritania
AU	Australia	GE	Georgia	MW	Malawi
BB	Barbados	GN	Guinea	NE	Niger
BE	Belgium	GR	Greece	NL	Netherlands
BF	Burkina Faso	HU	Hungary	NO	Norway
BG	Bulgaria	IE	Ireland	NZ	New Zealand
BJ	Benin	IT	Italy	PL	Poland
BR	Brazil	JP	Japan	PT	Portugal
BY	Belarus	KE	Kenya	RO	Romania
CA	Canada	KG	Kyrgyzstan	RU	Russian Federation
CF	Central African Republic	KP	Democratic People's Republic of Korea	SD	Sudan
CG	Congo	KR	Republic of Korea	SE	Sweden
CH	Switzerland	KZ	Kazakhstan	SI	Slovenia
CI	Côte d'Ivoire	LI	Liechtenstein	SK	Slovakia
CM	Cameroon	LK	Sri Lanka	SN	Senegal
CN	China	LU	Luxembourg	TD	Chad
CS	Czechoslovakia	LV	Latvia	TG	Togo
CZ	Czech Republic	MC	Monaco	TJ	Tajikistan
DE	Germany	MD	Republic of Moldova	TT	Trinidad and Tobago
DK	Denmark	MG	Madagascar	UA	Ukraine
ES	Spain	ML	Mali	US	United States of America
FI	Finland	MN	Mongolia	UZ	Uzbekistan
FR	France			VN	Viet Nam
GA	Gabon				

- 1 -

DESCRIPTION

THIAZOLIDINES AND OXAZOLIDINES SUBSTITUTED BY A PYRIDINE RING AND THEIR USE AS HYPOGLYCEMIC AGENTS

5

TECHNICAL FIELD

The present invention relates to novel pyridine type thiazolidines having a hypoglycemic effect and an anti-glycation effect, which are useful in medical and veterinary fields, particularly useful for preventing or
10 treating diabetes mellitus and diabetic complications.

BACKGROUND ART

Heretofore, various sulfonylurea derivatives and biguanide derivatives have been widely used as oral hypoglycemic agents for lowering blood sugar values.
15 However, these agents had disadvantages of causing serious hypoglycemic coma and lactic acidosis revelation, and therefore every possible care must have been taken for practical use. "Chem. Pharm. Bull., vol. 30, p. 3563 (1982)", "J. Med. Chem., vol. 32, p. 421 (1989)", "J.
20 Med. Chem., vol. 34, p. 318 (1991)", "J. Med. Chem., vol. 33, p. 1418 (1990)", Japanese Unexamined Patent Publication No. 64586/1980, and European Laid Open Patent Publications No. 177353, No. 283035, No. 283036, No. 332331, No. 332332 and No. 605228 disclose various
25 thiazolidindiones which achieve a hypoglycemic effect, and these are particularly useful for treating Type II diabetes and are noted as agents for hardly causing such

- 2 -

hypoglycemic symptoms as caused by the above-mentioned oral hypoglycemic agents. However, although these compounds have a function of effectively lowering a blood sugar value, but it is not proved that these compounds have effects for reducing or preventing various chronic symptoms caused by diabetes, such as diabetic nephropathy, diabetic cataract, diabetic retinopathy, diabetic neuropathy and the like.

On the other hand, non-enzymatic glycosylation of vital protein has been recently noted for causing various diseases accompanied by diabetes and arteriosclerosis. Generally, the reaction of reducing sugars with amino acids and proteins caused by heat treatment of foods or during storing foods is known as Maillard reaction. It was recognized in 1970's that the Maillard reaction is actually caused in a living body, and this reaction is recently called as glycation (see "J. Biol. Chem., vol. 252, p. 2998 (1977)"). Also, it has been proved that glycation is exacerbated in such chronic hyperglycemic state as in diabetes, and it is presumed that the glycation becomes a trigger for causing various diabetic complications (see "New Eng. J. Med., vol. 314, p. 403(1986)"). The process of glycation is not completely clear, but it is considered that various vital proteins are reacted with reducing sugars to non-enzymatically form Schiff base, and that this is crosslinked after causing Amadori rearrangement and is converted to

- 3 -

fluorescent browning materials, i.e. AGE (advanced glycosylation end products). It was recognized in rat's diabetic cataract that glycation of crystallin of lens protein is exacerbated. Also, it is presumed that glycation of myelin protein causes diabetic neuropathy and that glycation of collagen and elastin present in connective tissue causes renal dysfunction-inducing thickening of renal glomerular basement membrane and atherosclerosis. Brownlee et al reported that the anti-glycation effect of aminoguanidine prevents formation of AGE protein on arterial walls of a rat suffering from diabetes, and the aminoguanidine becomes remarkable as an agent for preventing diseases including diabetes mellitus (see "Science, vol. 232, p. 1629 (1986)"). However, the above-mentioned function of aminoguanidine is not always sufficient, and an agent achieving an anti-glycation effect satisfactory for practical use has not been found yet.

On the other hand, aldose reductase (AR) is known to be an enzyme for reducing aldoses such as glucose and galactose to polyols such as sorbitol and galactitol in a living body. It is also known that accumulation of the polyols thus produced by the enzyme in organs induces or exacerbates various diabetic complications such as diabetic retinopathy, diabetic neuropathy and diabetic nephropathy, and therefore an inhibitor against this enzyme is useful as an agent for treating these diabetic

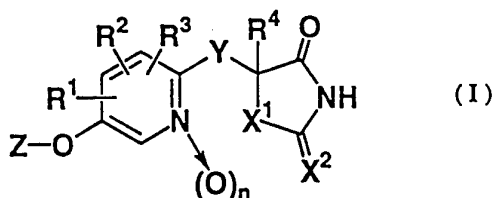
- 4 -

complications.

Under these circumstances, the present inventors have synthesized various thiazolidines which are not disclosed in the above-mentioned literatures, and have studied their properties. As this result, the present inventors have found a compound having an anti-glycation effect and aldose-reductase inhibitory activities which were not exhibited by the above-mentioned known compounds. Thus, the present invention provides pyridine type thiazolidines capable of preventing or treating diabetes mellitus and diabetic complications.

DISCLOSURE OF THE INVENTION

The novel pyridine type thiazolidine derivatives of the present invention are pyridine type thiazolidines and their salts, expressed by the following formula (I).



20

(wherein X^1 is S or O;

X^2 is S, O or NH;

Y is CR^6R^7 (R^6 is a hydrogen atom, a C_1 - C_7 alkyl group or a C_3 - C_7 cycloalkyl group, and R^7 is a hydrogen atom, a C_1 - C_7 alkyl group or a C_3 - C_7 cycloalkyl group or forms a bond together with R^4), or SO_2 ;

Z is a C_1 - C_{10} alkyl group, a C_2 - C_{10} alkenyl group, a

25

- 5 -

C₂-C₁₀ alkynyl group, a C₃-C₇ cycloalkyl group, a C₃-C₇ cycloalkenyl group (each of said alkyl, alkenyl, alkynyl, cycloalkyl and cycloalkenyl groups may be substituted with at most 3 of hydroxyl, oxo, C₁-C₇ alkyl and C₁-C₇ alkoxy groups), a phenyl group, a biphenyl group, an α -naphthyl group, a β -naphthyl group, a benzyl group, a pyridyl group, a pyrimidinyl group, a pyridazinyl group, a furanyl group, a thienyl group, a pyrrolyl group, a pyrazolyl group, an imidazolyl group, a pyranyl group (each of said phenyl, biphenyl, α -naphthyl, β -naphthyl, benzyl, pyridyl, pyrimidinyl, pyridazinyl, furanyl, thienyl, pyrrolyl, pyrazolyl, imidazolyl and pyranyl groups may be substituted with at most 3 of hydroxyl, C₁-C₇ alkyl and C₁-C₇ alkoxy groups and a halogen atom), a substituted silyl group, a C₁-C₁₄ aliphatic acyl group, a C₆-C₁₀ aromatic acyl group or -A-B (A is a divalent C₁-C₆ saturated or C₂-C₆ unsaturated hydrocarbon group which may be substituted with at most 3 of hydroxyl, oxo and C₁-C₇ alkyl groups, and B is C₃-C₁₀ cycloalkyl, C₃-C₇ cycloalkenyl, C₆-C₁₄ aromatic and C₄-C₁₂ heterocyclic aromatic groups, which may have at most 5 substituents in total (said heterocyclic aromatic group may contain at most 5 hetero atoms selected from the group consisting of an oxygen atom, a sulfur atom and a nitrogen atom as constituents for the heterocyclic ring), or a C₄-C₆ hetero-cycloaliphatic group (said hetero-cycloaliphatic group may contain at most 3 hetero atoms selected from

- 6 -

the group consisting of an oxygen atom, a sulfur atom and a nitrogen atom as constituents for the heterocyclic ring));

each of R^1 , R^2 and R^3 is independently a hydrogen atom, a C_1 - C_7 alkyl group (which may be substituted with a hydroxyl group), a C_3 - C_7 cycloalkyl group, a hydroxyl group or a halogen atom;

R^4 is a hydrogen atom or a C_1 - C_7 alkyl group, or forms a bond together with R^7 ; and

10 n is 0 or 1.)

Substituents of the compound having the formula (I) of the present invention are defined by illustrating examples, but the scope of the present invention should not be limited to these examples.

15 Each substituent in the formula (I) is concretely illustrated hereinafter.

Examples of a C_1 - C_{10} alkyl group include methyl, ethyl, n-propyl, i-propyl, n-butyl, i-butyl, s-butyl, t-butyl, 1-pentyl, 2-pentyl, 3-pentyl, i-pentyl, neo-pentyl, t-pentyl, 1-hexyl, 2-hexyl, 3-hexyl, 1-methyl-1-ethyl-n-pentyl, 1,1,2-trimethyl-n-propyl, 1,2,2-trimethyl-n-propyl, 3,3-dimethyl-n-butyl, 1-heptyl, 2-heptyl, 1-ethyl-1,2-dimethyl-n-propyl, 1-ethyl-2,2-dimethyl-n-propyl, 1-octyl, 3-octyl, 4-methyl-3-n-heptyl, 6-methyl-2-n-heptyl, 2-propyl-1-n-heptyl, 2,4,4-trimethyl-1-n-pentyl, 1-nonyl, 2-nonyl, 2,6-dimethyl-4-n-heptyl, 3-ethyl-2,2-dimethyl-3-n-pentyl, 3,5,5-trimethyl-

20

25

- 7 -

1-n-hexyl, 1-decyl, 2-decyl, 4-decyl, 3,7-dimethyl-1-n-octyl, 3,7-dimethyl-3-n-octyl, and the like.

Examples of a C₁-C₇ alkyl group include methyl, ethyl, n-propyl, i-propyl, n-butyl, i-butyl, s-butyl, t-butyl, 1-pentyl, 2-pentyl, 3-pentyl, i-pentyl, neo-pentyl, t-pentyl, 1-hexyl, 2-hexyl, 3-hexyl, 1-methyl-1-ethyl-n-pentyl, 1,1,2-trimethyl-n-propyl, 1,2,2,-trimethyl-n-propyl, 3,3-dimethyl-n-butyl, 1-heptyl, 2-heptyl, 1-ethyl-1,2-dimethyl-n-propyl, 1-ethyl-2,2-dimethyl-n-propyl, and the like.

Examples of a C₁-C₃ alkyl group include methyl, ethyl, n-propyl, i-propyl, and the like.

Examples of a C₂-C₁₀ alkenyl group include ethenyl, 1-methylvinyl, 1-propenyl, 1-methyl-1-propenyl, 1-methyl-2-propenyl, 2-methyl-2-propenyl, 1-ethyl-2-vinyl, 1,2-dimethyl-1-propenyl, 1,2-dimethyl-2-propenyl, 1-ethyl-1-propenyl, 1-ethyl-2-propenyl, 1-methyl-1-butenyl, 1-methyl-2-butenyl, 2-methyl-1-butenyl, 1-i-propylvinyl, 1-methyl-1-pentenyl, allyl, 1-butenyl, 2-butenyl, 3-butenyl, 1-pentenyl, 2-pentenyl, 3-pentenyl, 4-pentenyl, 2,4-pentadienyl, 1-hexenyl, 2-hexenyl, 3-hexenyl, 4-hexenyl, 5-hexenyl, 2,4-hexadienyl, 1-heptenyl, 1-octenyl, 1-nonenyl, 1-decenyl, and the like.

Examples of a C₂-C₁₀ alkynyl group include ethynyl, propargyl, 1-butynyl, 2-butynyl, 3-butynyl, 1-pentynyl, 2-pentynyl, 3-pentynyl, 4-pentynyl, 1-hexynyl, 2-hexynyl, 3-hexynyl, 4-hexynyl, 5-hexynyl, 1-heptynyl, 1-octynyl,

- 8 -

1-nonyl, 1-decyl, and the like.

Examples of a C₃-C₁₀ cycloalkyl group include cyclopropyl, 1-methyl-c-propyl, 2-methyl-c-propyl, c-propylmethyl, 4-methyl-c-hexyl, cyclobutyl, cyclopentyl, 5 cyclohexyl, cycloheptyl, cyclooctyl, cyclononyl, cyclodecyl, bicyclo[2.2.1]heptyl, bicyclo[3.1.1]heptyl, bicyclo[2.2.2]octyl, 1-adamantyl, 2-adamantyl, and the like.

Examples of a C₃-C₇ cycloalkyl group include 10 cyclopropyl, 1-methyl-c-propyl, 2-methyl-c-propyl, c-propylmethyl, 4-methyl-c-hexyl, cyclobutyl, cyclopentyl, cyclohexyl, cycloheptyl, and the like.

Examples of a C₃-C₇ cycloalkenyl group include 1-cyclohexenyl, 2-cyclohexenyl, 3-cyclohexenyl, 15 cyclopentadienyl, 2-bicyclo[2.2.1]heptenyl, 2,5-bicyclo[2.2.1]heptadienyl, and the like.

Examples of a C₁-C₇ alkoxy group include methoxy, ethoxy, n-propoxy, i-propoxy, n-butoxy, i-butoxy, s-butoxy, t-butoxy, pentyloxy, hexyloxy, heptyloxy, and the 20 like.

Examples of a substituted silyl group include trimethylsilyl, triethylsilyl, tri-n-propylsilyl, tri-i-propylsilyl, tri-n-butylsilyl, tri-i-butylsilyl, tri-n-hexylsilyl, dimethylethylsilyl, dimethyl-n-propylsilyl, 25 dimethyl-n-butylsilyl, dimethyl-i-butylsilyl, dimethyl-tert-butylsilyl, dimethyl-n-pentylsilyl, dimethyl-n-octylsilyl, dimethylcyclohexylsilyl, dimethylhexylsilyl,

- 9 -

dimethyl-2,3-dimethylpropylsilyl, dimethyl-2-(bicycloheptyl)silyl, dimethylbenzylsilyl, dimethylphenylsilyl, dimethyl-p-tolylsilyl, dimethylflopheesylysilyl, methyl-diphenylsilyl, triphenylsilyl, diphenyl-t-butylsilyl, tribenzylsilyl, diphenylvinylsilyl, diphenyl-n-butylsilyl, phenylmethylvinylsilyl, and the like.

Examples of a C_1 - C_{14} aliphatic acyl group include formyl, acetyl, propionyl, butyryl, isobutyryl, valeryl, isovaleryl, pivaloyl, lauroyl, myristoyl, acryloyl, propioloyl, methacryloyl, crotonoyl, and the like.

Examples of a C_6 - C_{10} aromatic acyl group include benzoyl, 2-toluoyl, 3-toluoyl, 4-toluoyl, α -naphthoyl, β -naphthoyl, cinnamoyl, and the like.

Examples of a C_6 - C_{14} aromatic group include phenyl, α -naphthyl, β -naphthyl, 1-indenyl, 2-indenyl, 3-indenyl, 4-indenyl, 5-indenyl, 6-indenyl, 7-indenyl, 1-indanyl, 2-indanyl, 4-indanyl, 5-indanyl, 1-fluorenyl, 2-fluorenyl, 3-fluorenyl, 4-fluorenyl, 9-fluorenyl and the like.

Examples of a C_4 - C_{12} heterocyclic aromatic group include 2-furyl, 3-furyl, 2-thienyl, 3-thienyl, 1-pyrrolyl, 2-pyrrolyl, 3-pyrrolyl, 2-oxazolyl, 4-oxazolyl, 5-oxazolyl, 2-thiazolyl, 4-thiazolyl, 5-thiazolyl, 3-isoxazolyl, 4-isoxazolyl, 5-isoxazolyl, 3-isothiazolyl, 4-isothiazolyl, 5-isothiazolyl, 3-furazanyl, 1-pyrazolyl, 3-pyrazolyl, 4-pyrazolyl, 3-oxopyrazol-1-yl, 3-oxopyrazol-2-yl, 3-oxopyrazol-3-yl, 3-oxopyrazol-4-yl, 4-

- 10 -

oxopyrazol-3-yl, 1-imidazolyl, 2-imidazolyl, 4-
imidazolyl, 2-oxoimidazol-1-yl, 2-oxoimidazol-4-yl,
1,2,3-triazol-1-yl, 1,2,3-triazol-2-yl, 1,2,3-triazol-4-
yl, 1,2,4-triazol-1-yl, 1,2,4-triazol-3-yl, 1,2,4-
5 triazol-4-yl, 1,2,4(2H,4H)-triazol-3-on-2-yl, 1,2,4-
(2H,4H)-triazol-3-on-4-yl, 1,2,4(2H,4H)-triazol-3-on-5-
yl, 1,2,4(1H,2H)-triazol-3-on-1-yl, 1,2,4(1H,2H)-triazol-
3-on-2-yl, 1,2,4(1H,2H)-triazol-3-on-5-yl, 1-tetrazolyl,
2-tetrazolyl, 5-tetrazolyl, 2-pyranyl, 3-pyranyl, 4-
10 pyranyl, 2-pyridyl, 3-pyridyl, 4-pyridyl, 2-pyridon-1-yl,
2-pyridon-3-yl, 2-pyridon-4-yl, 2-pyridon-5-yl, 2-
pyridon-6-yl, 4-pyridon-1-yl, 4-pyridon-2-yl, 4-pyridon-
3-yl, 3-pyridazinyl, 4-pyridazinyl, 3(2H)-pyridazinon-2-
yl, 3(2H)-pyridazinon-4-yl, 3(2H)-pyridazinon-5-yl,
15 3(2H)-pyridazinon-6-yl, 4(1H)-pyridazinon-1-yl, 4(1H)-
pyridazinon-3-yl, 4(1H)-pyridazinon-5-yl, 4(1H)-
pyridazinon-6-yl, 2-pyrimidinyl, 4-pyrimidinyl, 5-
pyrimidinyl, 2(1H)-pyrimidinon-1-yl, 2(1H)-pyrimidinon-4-
yl, 2(1H)-pyrimidinon-5-yl, 2(1H)-pyrimidinon-6-yl,
20 4(3H)-pyrimidinon-2-yl, 4(3H)-pyrimidinon-3-yl, 4(3H)-
pyrimidinon-5-yl, 4(3H)-pyrimidinon-6-yl, 4(1H)-
pyrimidinon-1-yl, 4(1H)-pyrimidinon-2-yl, 4(1H)-
pyrimidinon-5-yl, 4(1H)-pyrimidinon-6-yl, 2-pyrazinyl,
2(1H)-pyrazin-1-yl, 2(1H)-pyrazin-3-yl, 2(1H)-pyrazin-5-
25 yl, 2(1H)-pyrazin-6-yl, 1,2,3-triazin-4-yl, 1,2,3-
triazin-5-yl, 1,2,4-triazin-3-yl, 1,2,4-triazin-5-yl,
1,2,4-triazin-6-yl, 1,2,3,4-tetrazin-5-yl, 1,2,4,5-

- 11 -

tetrazin-3-yl, 1-indolyl, 2-indolyl, 3-indolyl, 4-
indolyl, 5-indolyl, 6-indolyl, 7-indolyl, 2-quinolyl, 3-
quinolyl, 4-quinolyl, 5-quinolyl, 6-quinolyl, 7-quinolyl,
8-quinolyl, 2-quinolon-1-yl, 2-quinolon-3-yl, 2-quinolon-
5 4-yl, 2-quinolon-5-yl, 2-quinolon-6-yl, 2-quinolon-7-yl,
2-quinolon-8-yl, 4-quinolon-1-yl, 4-quinolon-2-yl, 4-
quinolon-3-yl, 4-quinolon-5-yl, 4-quinolon-6-yl, 4-
quinolon-7-yl, 4-quinolon-8-yl, 2-benzofuranyl, 3-
benzofuranyl, 4-benzofuranyl, 5-benzofuranyl, 6-
10 benzofuranyl, 7-benzofuranyl, 2-benzothienyl, 3-
benzothienyl, 4-benzothienyl, 5-benzothienyl, 6-
benzothienyl, 7-benzothienyl, 1-isoquinolyl, 3-
isoquinolyl, 4-isoquinolyl, 5-isoquinolyl, 6-isoquinolyl,
7-isoquinolyl, 8-isoquinolyl, 1-isoquinolon-2-yl, 1-
15 isoquinolon-3-yl, 1-isoquinolon-4-yl, 1-isoquinolon-5-yl,
1-isoquinolon-6-yl, 1-isoquinolon-7-yl, 1-isoquinolon-8-
yl, 3-isoquinolon-2-yl, 3-isoquinolon-4-yl, 3-
isoquinolon-5-yl, 3-isoquinolon-6-yl, 3-isoquinolon-7-yl,
3-isoquinolon-8-yl, 2-benzoxazolyl, 4-benzoxazolyl, 5-
20 benzoxazolyl, 6-benzoxazolyl, 7-benzoxazolyl, 2-
benzothiazolyl, 4-benzothiazolyl, 5-benzothiazolyl, 6-
benzothiazolyl, 7-benzothiazolyl, 1-benzopyrazolyl, 2-
benzopyrazolyl, 3-benzopyrazolyl, 4-benzopyrazolyl, 5-
benzopyrazolyl, 6-benzopyrazolyl, 7-benzopyrazolyl, 1-
25 benzimidazolyl, 2-benzimidazolyl, 4-benzimidazolyl, 5-
benzimidazolyl, 1-benzotriazolyl, 4-benzotriazolyl, 5-
benzotriazolyl, 2-benzopyranyl, 3-benzopyranyl, 4-

- 12 -

benzopyranyl, 5-benzopyranyl, 6-benzopyranyl, 7-
benzopyranyl, 8-benzopyranyl, 1-indoliziny, 2-
indoliziny, 3-indoliziny, 5-indoliziny, 6-indoliziny,
7-indoliziny, 8-indoliziny, 2-puriny, 6-puriny, 7-
5 puriny, 8-puriny, 1-phthalaziny, 5-phthalaziny, 6-
phthalaziny, 1-oxophthalazin-2-yl, 1-oxophthalazin-4-yl,
1-oxophthalazin-5-yl, 1-oxophthalazin-6-yl, 1-
oxophthalazin-7-yl, 1-oxophthalazin-8-yl, 2-
naphthyridiny, 3-naphthyridiny, 4-naphthyridiny, 2-
10 quinoxaliny, 5-quinoxaliny, 6-quinoxaliny, 2-
quinazoliny, 4-quinazoliny, 5-quinazoliny, 6-
quinazoliny, 7-quinazoliny, 8-quinazoliny, 3-
cinnoliny, 4-cinnoliny, 5-cinnoliny, 6-cinnoliny, 7-
cinnoliny, 8-cinnoliny, 1,4-benzodioxan-2-yl, 1,4-
15 benzodioxan-5-yl, 1,4-benzodioxan-6-yl, 1,4-
oxonaphthalen-2-yl, 1,4-oxonaphthalen-5-yl, 1,4-
oxonaphthalen-6-yl, 2,3-dihydro-4-benzofurany, 2,3-
dihydro-5-benzofurany, 2,3-dihydro-6-benzofurany, 2,3-
dihydro-7-benzofurany, 1,4-benzothiazin-2-yl, 1,4-
20 benzothiazin-3-yl, 1,4-benzothiazin-4-yl, 1,4-
benzothiazin-5-yl, 1,4-benzothiazin-6-yl, 1,4-
benzothiazin-7-yl, 1,4-benzothiazin-8-yl, 2-pteridiny, 4-
pteridiny, 6-pteridiny, 7-pteridiny, pyrazolo[1,5-
a]pyrimidin-2-yl, pyrazolo[1,5-a]pyrimidin-3-yl,
25 pyrazolo[1,5-a]pyrimidin-5-yl, pyrazolo[1,5-a]pyrimidin-
6-yl, pyrazolo[1,5-a]pyrimidin-7-yl, pyrazolo[5,1-
c][1,2,4]triazin-3-yl, pyrazolo[5,1-c][1,2,4]triazin-4-

yl, pyrazolo[5,1-c][1,2,4]triazin-7-yl, pyrazolo[5,1-c][1,2,4]triazin-8-yl, thiazolo[3,2-b]triazol-2-yl, thiazolo[3,2-b]triazol-5-yl, thiazolo[3,2-b]triazol-6-yl, benzopyrano[2,3-b]pyridin-2-yl, benzopyrano[2,3-b]pyridin-3-yl, benzopyrano[2,3-b]pyridin-4-yl, benzopyrano[2,3-b]pyridin-5-yl, benzopyrano[2,3-b]pyridin-6-yl, benzopyrano[2,3-b]pyridin-7-yl, benzopyrano[2,3-b]pyridin-8-yl, benzopyrano[2,3-b]pyridin-9-yl, 5H-benzopyrano[2,3-b]pyridin-5-on-2-yl, 5H-benzopyrano[2,3-b]pyridin-5-on-3-yl, 5H-benzopyrano[2,3-b]pyridin-5-on-4-yl, 5H-benzopyrano[2,3-b]pyridin-5-on-6-yl, 5H-benzopyrano[2,3-b]pyridin-5-on-7-yl, 5H-benzopyrano[2,3-b]pyridin-5-on-8-yl, 1-xanthenyl, 2-xanthenyl, 3-xanthenyl, 4-xanthenyl, 9-xanthenyl, 1-phenoxathiinyl, 2-phenoxathiinyl, 3-phenoxathiinyl, 4-phenoxathiinyl, 1-carbazolyl, 2-carbazolyl, 3-carbazolyl, 4-carbazolyl, 9-carbazolyl, 1-acridinyl, 2-acridinyl, 3-acridinyl, 4-acridinyl, 9-acridinyl, 1-phenazinyl, 2-phenazinyl, 3-phenazinyl, 4-phenazinyl, 1-phenothiazinyl, 2-phenothiazinyl, 3-phenothiazinyl, 4-phenothiazinyl, 10-phenothiazinyl, 1-phenoxazinyl, 2-phenoxazinyl, 3-phenoxazinyl, 4-phenoxazinyl, 10-phenoxazinyl, 1-thianthrenyl, 2-thianthrenyl, 3-thianthrenyl, 4-thianthrenyl, 6-thianthrenyl, 7-thianthrenyl, 8-thianthrenyl, 9-thianthrenyl, and the like.

Examples of a C₄-C₆ heterocycloaliphatic group include 1-piperidyl, 2-piperidyl, 3-piperidyl, 4-

- 14 -

piperidyl, 1-pyrrolidinyl, 2-pyrrolidinyl, 3-pyrrolidinyl, 1-imidazolidinyl, 2-imidazolidinyl, 4-imidazolidinyl, 1-pyrazolidinyl, 3-pyrazolidinyl, 4-pyrazolidinyl, 2-morpholinyl, 3-morpholinyl, 4-morpholinyl, 2-tetrahydrofuranyl, 3-tetrahydrofuranyl, and the like.

In the present specification, "n" means normal, "i" means iso, "s" means secondary, "t" means tertiary, "c" means cyclo, "Me" means methyl, "Et" means ethyl, "Pr" means propyl, "Bu" means butyl, "Pen" means pentyl, "Hex" means hexyl, "Ph" means phenyl, and "Hal" means halogen.

Among these compounds, there is a compound having an asymmetric carbon atom at the 5-position of thiazolidine ring. The compound having the above formula (I) includes all of these optical isomers and their mixtures.

Preferable Examples (1) to (10) of the compound of the formula (I) of the present invention are further illustrated hereinafter.

(1) A pyridine type thiazolidine compound of the formula (I) and its salt, wherein:

X^2 is S or O;

Y is CR^6R^7 (R^6 is a hydrogen atom or a C_1-C_3 alkyl group and R^7 is a hydrogen atom or a C_1-C_3 alkyl group or forms a bond together with R^4);

Z is -A-B (A is a divalent C_1-C_6 saturated or C_2-C_6 unsaturated hydrocarbon group which may be substituted with at most 3 hydroxy, oxo and C_1-C_7 alkyl groups, and B

- 15 -

is C₃-C₁₀ cycloalkyl, C₃-C₇ cycloalkenyl, C₆-C₁₄ aromatic and C₄-C₁₂ heterocyclic aromatic groups, which may have at most 5 substituents in total (said heterocyclic aromatic group may contain at most 5 hetero atoms selected from the group consisting of an oxygen atom, a sulfur atom and a nitrogen atom as constituents for the heterocyclic ring), or a C₄-C₆ heterocycloaliphatic group (said heterocycloaliphatic group may contain at most 3 hetero atoms selected from the group consisting of an oxygen atom, a sulfur atom and a nitrogen atom as constituents for the heterocyclic ring)),

among groups of B, said C₃-C₁₀ cycloalkyl group being cyclopropyl, cyclobutyl, cyclopentyl, cyclohexyl, cycloheptanyl, cyclooctanyl, cyclononanyl, cyclodecanyl, bicyclo[2.2.1]heptyl, bicyclo[3.1.1]heptyl, bicyclo[2.2.2]octyl, 1-adamantyl or 2-adamantyl, said C₃-C₇ cycloalkenyl group being 1-cyclohexenyl, 2-cyclohexenyl, 3-cyclohexenyl, cyclopentadienyl, 2-bicyclo[2.2.1]heptenyl or 2,5-bicyclo[2.2.1]heptadienyl, said C₆-C₁₄ aromatic group being phenyl, α -naphthyl, β -naphthyl, 1-indenyl, 2-indenyl, 3-indenyl, 4-indenyl, 5-indenyl, 6-indenyl, 7-indenyl, 1-indanyl, 2-indanyl, 4-indanyl, 5-indanyl, 1-fluorenyl, 2-fluorenyl, 3-fluorenyl, 4-fluorenyl or 9-fluorenyl, said C₄-C₁₂ heterocyclic aromatic group being 2-furyl, 3-furyl, 2-thienyl, 3-thienyl, 1-pyrrolyl, 2-pyrrolyl, 3-pyrrolyl, 2-oxazolyl, 4-oxazolyl, 5-oxazolyl, 2-thiazolyl, 4-

thiazolyl, 5-thiazolyl, 3-isoxazolyl, 4-isoxazolyl, 5-
isoxazolyl, 3-isothiazolyl, 4-isothiazolyl, 5-
isothiazolyl, 3-furazanyl, 1-pyrazolyl, 3-pyrazolyl, 4-
pyrazolyl, 3-oxopyrazol-1-yl, 3-oxopyrazol-2-yl, 3-
5 oxopyrazol-3-yl, 3-oxopyrazol-4-yl, 4-oxopyrazol-3-yl, 1-
imidazolyl, 2-imidazolyl, 4-imidazolyl, 2-oxoimidazol-1-
yl, 2-oxoimidazol-4-yl, 1,2,3-triazol-1-yl, 1,2,3-
triazol-2-yl, 1,2,3-triazol-4-yl, 1,2,4-triazol-1-yl,
1,2,4-triazol-3-yl, 1,2,4-triazol-4-yl, 1,2,4(2H,4H)-
10 triazol-3-on-2-yl, 1,2,4-(2H,4H)-triazol-3-on-4-yl,
1,2,4(2H,4H)-triazol-3-on-5-yl, 1,2,4(1H,2H)-triazol-3-
on-1-yl, 1,2,4(1H,2H)-triazol-3-on-2-yl, 1,2,4(1H,2H)-
triazol-3-on-5-yl, 1-tetrazolyl, 2-tetrazolyl, 5-
tetrazolyl, 2-pyranyl, 3-pyranyl, 4-pyranyl, 2-pyridyl,
15 3-pyridyl, 4-pyridyl, 2-pyridon-1-yl, 2-pyridon-3-yl, 2-
pyridon-4-yl, 2-pyridon-5-yl, 2-pyridon-6-yl, 4-pyridon-
1-yl, 4-pyridon-2-yl, 4-pyridon-3-yl, 3-pyridazinyl, 4-
pyridazinyl, 3(2H)-pyridazinon-2-yl, 3(2H)-pyridazinon-4-
yl, 3(2H)-pyridazinon-5-yl, 3(2H)-pyridazinon-6-yl,
20 4(1H)-pyridazinon-1-yl, 4(1H)-pyridazinon-3-yl, 4(1H)-
pyridazinon-5-yl, 4(1H)-pyridazinon-6-yl, 2-pyrimidinyl,
4-pyrimidinyl, 5-pyrimidinyl, 2(1H)-pyrimidinon-1-yl,
2(1H)-pyrimidinon-4-yl, 2(1H)-pyrimidinon-5-yl, 2(1H)-
pyrimidinon-6-yl, 4(3H)-pyrimidinon-2-yl, 4(3H)-
25 pyrimidinon-3-yl, 4(3H)-pyrimidinon-5-yl, 4(3H)-
pyrimidinon-6-yl, 4(1H)-pyrimidinon-1-yl, 4(1H)-
pyrimidinon-2-yl, 4(1H)-pyrimidinon-5-yl, 4(1H)-

- 17 -

pyrimidinon-6-yl, 2-pyrazinyl, 2(1H)-pyrazin-1-yl, 2(1H)-
pyrazin-3-yl, 2(1H)-pyrazin-5-yl, 2(1H)-pyrazin-6-yl,
1,2,3-triazin-4-yl, 1,2,3-triazin-5-yl, 1,2,4-triazin-3-
yl, 1,2,4-triazin-5-yl, 1,2,4-triazin-6-yl, 1,2,3,4-
5 tetrazin-5-yl, 1,2,4,5-tetrazin-3-yl, 1-indolyl, 2-
indolyl, 3-indolyl, 4-indolyl, 5-indolyl, 6-indolyl, 7-
indolyl, 2-quinolyl, 3-quinolyl, 4-quinolyl, 5-quinolyl,
6-quinolyl, 7-quinolyl, 8-quinolyl, 2-quinolon-1-yl, 2-
quinolon-3-yl, 2-quinolon-4-yl, 2-quinolon-5-yl, 2-
10 quinolon-6-yl, 2-quinolon-7-yl, 2-quinolon-8-yl, 4-
quinolon-1-yl, 4-quinolon-2-yl, 4-quinolon-3-yl, 4-
quinolon-5-yl, 4-quinolon-6-yl, 4-quinolon-7-yl, 4-
quinolon-8-yl, 2-benzofuranyl, 3-benzofuranyl, 4-
benzofuranyl, 5-benzofuranyl, 6-benzofuranyl, 7-
15 benzofuranyl, 2-benzothienyl, 3-benzothienyl, 4-
benzothienyl, 5-benzothienyl, 6-benzothienyl, 7-
benzothienyl, 1-isoquinolyl, 3-isoquinolyl, 4-
isoquinolyl, 5-isoquinolyl, 6-isoquinolyl, 7-isoquinolyl,
8-isoquinolyl, 1-isoquinolon-2-yl, 1-isoquinolon-3-yl, 1-
20 isoquinolon-4-yl, 1-isoquinolon-5-yl, 1-isoquinolon-6-yl,
1-isoquinolon-7-yl, 1-isoquinolon-8-yl, 3-isoquinolon-2-
yl, 3-isoquinolon-4-yl, 3-isoquinolon-5-yl, 3-
isoquinolon-6-yl, 3-isoquinolon-7-yl, 3-isoquinolon-8-yl,
2-benzoxazolyl, 4-benzoxazolyl, 5-benzoxazolyl, 6-
25 benzoxazolyl, 7-benzoxazolyl, 2-benzothiazolyl, 4-
benzothiazolyl, 5-benzothiazolyl, 6-benzothiazolyl, 7-
benzothiazolyl, 1-benzopyrazolyl, 2-benzopyrazolyl, 3-

benzopyrazolyl, 4-benzopyrazolyl, 5-benzopyrazolyl, 6-
benzopyrazolyl, 7-benzopyrazolyl, 1-benzimidazolyl, 2-
benzimidazolyl, 4-benzimidazolyl, 5-benzimidazolyl, 1-
benzotriazolyl, 4-benzotriazolyl, 5-benzotriazolyl, 2-
5 benzopyranyl, 3-benzopyranyl, 4-benzopyranyl, 5-
benzopyranyl, 6-benzopyranyl, 7-benzopyranyl, 8-
benzopyranyl, 1-indolizinylyl, 2-indolizinylyl, 3-
indolizinylyl, 5-indolizinylyl, 6-indolizinylyl, 7-indolizinylyl,
8-indolizinylyl, 2-purinylyl, 6-purinylyl, 7-purinylyl, 8-
10 purinylyl, 1-phthalazinyl, 5-phthalazinyl, 6-phthalazinyl,
1-oxophthalazin-2-yl, 1-oxophthalazin-4-yl, 1-
oxophthalazin-5-yl, 1-oxophthalazin-6-yl, 1-
oxophthalazin-7-yl, 1-oxophthalazin-8-yl, 2-
naphthyridinylyl, 3-naphthyridinylyl, 4-naphthyridinylyl, 2-
15 quinoxalinylyl, 5-quinoxalinylyl, 6-quinoxalinylyl, 2-
quinazolinylyl, 4-quinazolinylyl, 5-quinazolinylyl, 6-
quinazolinylyl, 7-quinazolinylyl, 8-quinazolinylyl, 3-
cinnolinylyl, 4-cinnolinylyl, 5-cinnolinylyl, 6-cinnolinylyl, 7-
cinnolinylyl, 8-cinnolinylyl, 1,4-benzodioxan-2-yl, 1,4-
20 benzodioxan-5-yl, 1,4-benzodioxan-6-yl, 1,4-
oxonaphthalen-2-yl, 1,4-oxonaphthalen-5-yl, 1,4-
oxonaphthalen-6-yl, 2,3-dihydro-4-benzofuranylyl, 2,3-
dihydro-5-benzofuranylyl, 2,3-dihydro-6-benzofuranylyl, 2,3-
dihydro-7-benzofuranylyl, 1,4-benzothiazin-2-yl, 1,4-
25 benzothiazin-3-yl, 1,4-benzothiazin-4-yl, 1,4-
benzothiazin-5-yl, 1,4-benzothiazin-6-yl, 1,4-
benzothiazin-7-yl, 1,4-benzothiazin-8-yl, 2-pteridinylyl,

4-pteridinyl, 6-pteridinyl, 7-pteridinyl, pyrazolo[1,5-a]pyrimidin-2-yl, pyrazolo[1,5-a]pyrimidin-3-yl, pyrazolo[1,5-a]pyrimidin-5-yl, pyrazolo[1,5-a]pyrimidin-6-yl, pyrazolo[1,5-a]pyrimidin-7-yl, pyrazolo[5,1-c][1,2,4]triazin-3-yl, pyrazolo[5,1-c][1,2,4]triazin-4-yl, pyrazolo[5,1-c][1,2,4]triazin-7-yl, pyrazolo[5,1-c][1,2,4]triazin-8-yl, thiazolo[3,2-b]triazol-2-yl, thiazolo[3,2-b]triazol-5-yl, thiazolo[3,2-b]triazol-6-yl, benzopyrano[2,3-b]pyridin-2-yl, benzopyrano[2,3-b]pyridin-3-yl, benzopyrano[2,3-b]pyridin-4-yl, benzopyrano[2,3-b]pyridin-5-yl, benzopyrano[2,3-b]pyridin-6-yl, benzopyrano[2,3-b]pyridin-7-yl, benzopyrano[2,3-b]pyridin-8-yl, benzopyrano[2,3-b]pyridin-9-yl, 5H-benzopyrano[2,3-b]pyridin-5-on-2-yl, 5H-benzopyrano[2,3-b]pyridin-5-on-3-yl, 5H-benzopyrano[2,3-b]pyridin-5-on-4-yl, 5H-benzopyrano[2,3-b]pyridin-5-on-6-yl, 5H-benzopyrano[2,3-b]pyridin-5-on-7-yl, 5H-benzopyrano[2,3-b]pyridin-5-on-8-yl, 1-xanthenyl, 2-xanthenyl, 3-xanthenyl, 4-xanthenyl, 9-xanthenyl, 1-phenoxathiinyl, 2-phenoxathiinyl, 3-phenoxathiinyl, 4-phenoxathiinyl, 1-carbazolyl, 2-carbazolyl, 3-carbazolyl, 4-carbazolyl, 9-carbazolyl, 1-acridinyl, 2-acridinyl, 3-acridinyl, 4-acridinyl, 9-acridinyl, 1-phenazinyl, 2-phenazinyl, 3-phenazinyl, 4-phenazinyl, 1-phenothiazinyl, 2-phenothiazinyl, 3-phenothiazinyl, 4-phenothiazinyl, 10-phenothiazinyl, 1-phenoxazinyl, 2-phenoxazinyl, 3-phenoxazinyl, 4-phenoxazinyl, 10-phenoxazinyl, 1-

- 20 -

thianthrenyl, 2-thianthrenyl, 3-thianthrenyl, 4-
thianthrenyl, 6-thianthrenyl, 7-thianthrenyl, 8-
thianthrenyl, or 9-thianthrenyl, and said C₄-C₆
heterocycloaliphatic group being 1-piperidyl, 2-
5 piperidyl, 3-piperidyl, 4-piperidyl, 1-pyrrolidinyl, 2-
pyrrolidinyl, 3-pyrrolidinyl, 1-imidazolidinyl, 2-
imidazolidinyl, 4-imidazolidinyl, 1-pyrazolidinyl, 3-
pyrazolidinyl, 4-pyrazolidinyl, 2-morpholinyl, 3-
morpholinyl, 4-morpholinyl, 2-tetrahydrofuranyl, or 3-
10 tetrahydrofuranyl;

each of R¹, R² and R³ is independently a hydrogen
atom, a C₁-C₃ alkyl group (which may be substituted with
a hydroxyl group), a hydroxyl group or a halogen atom;

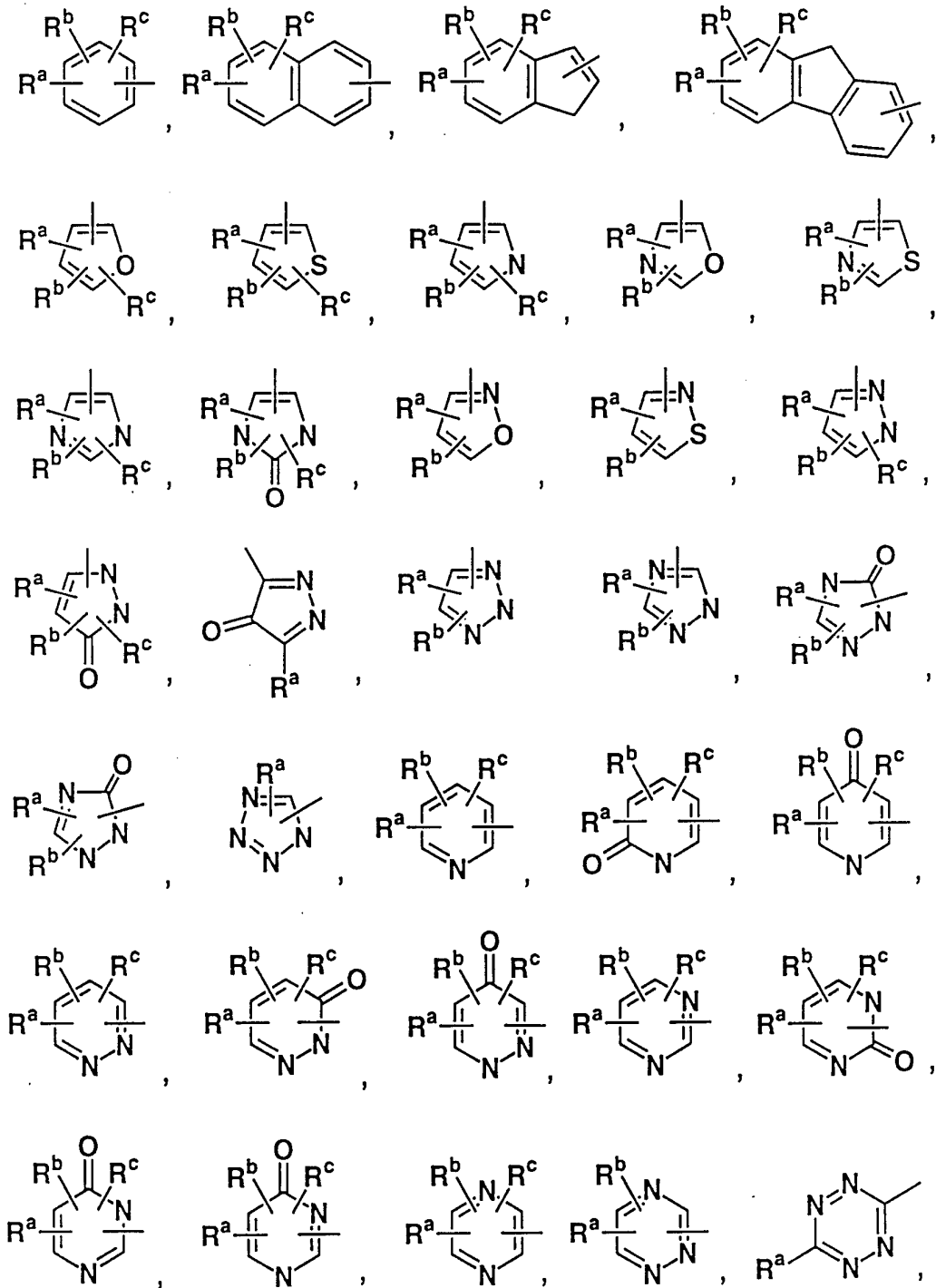
R⁴ is a hydrogen atom or a C₁-C₃ alkyl group, or
15 forms a bond together with R⁷; and

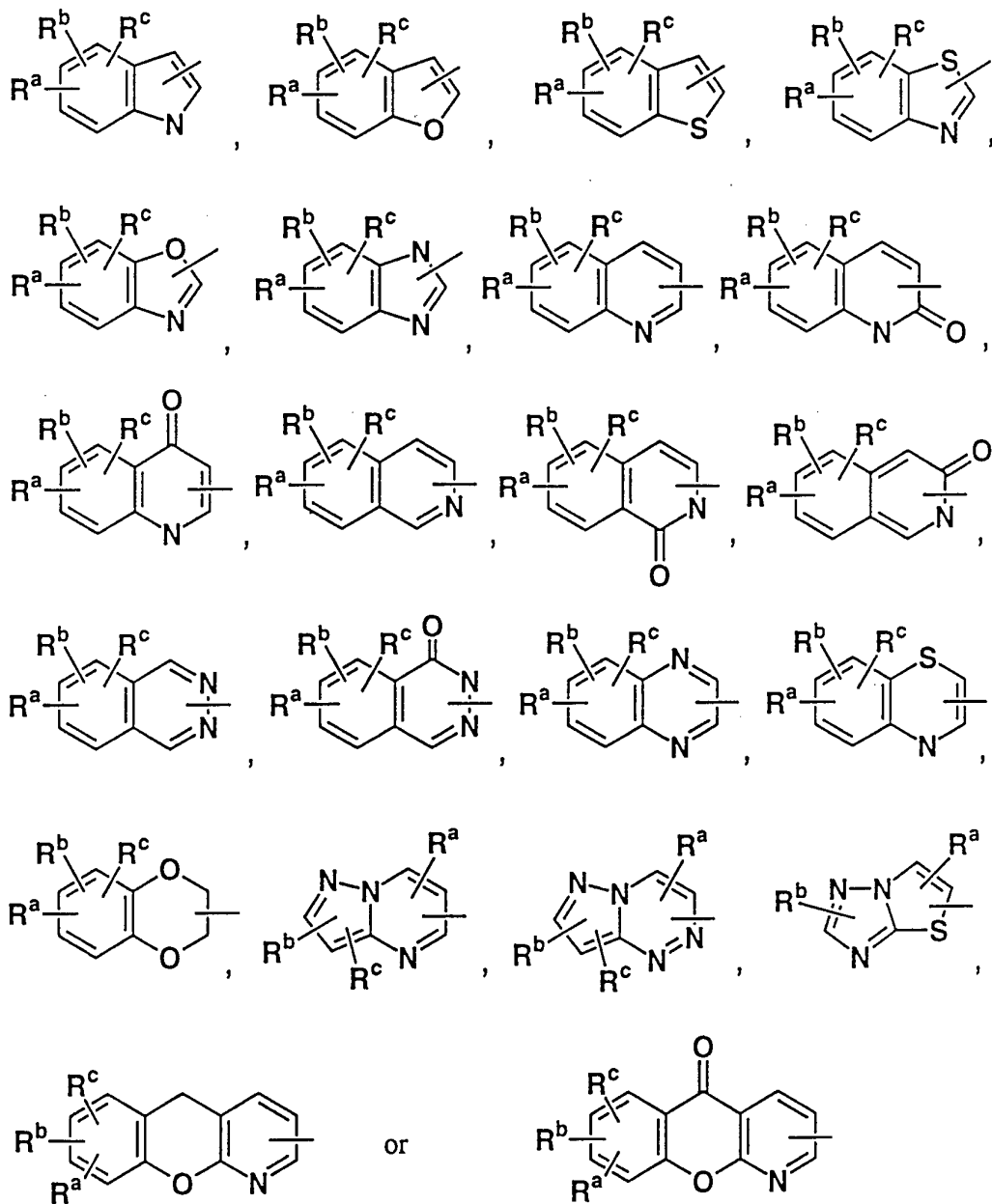
n is 0.

(2) A pyridine type thiazolidine compound of the
formula (I) and its salt, wherein:

each of R¹, R² and R³ is independently a hydrogen
20 atom, a methyl group, a hydroxy group or a chlorine atom;
and

B is





- 23 -

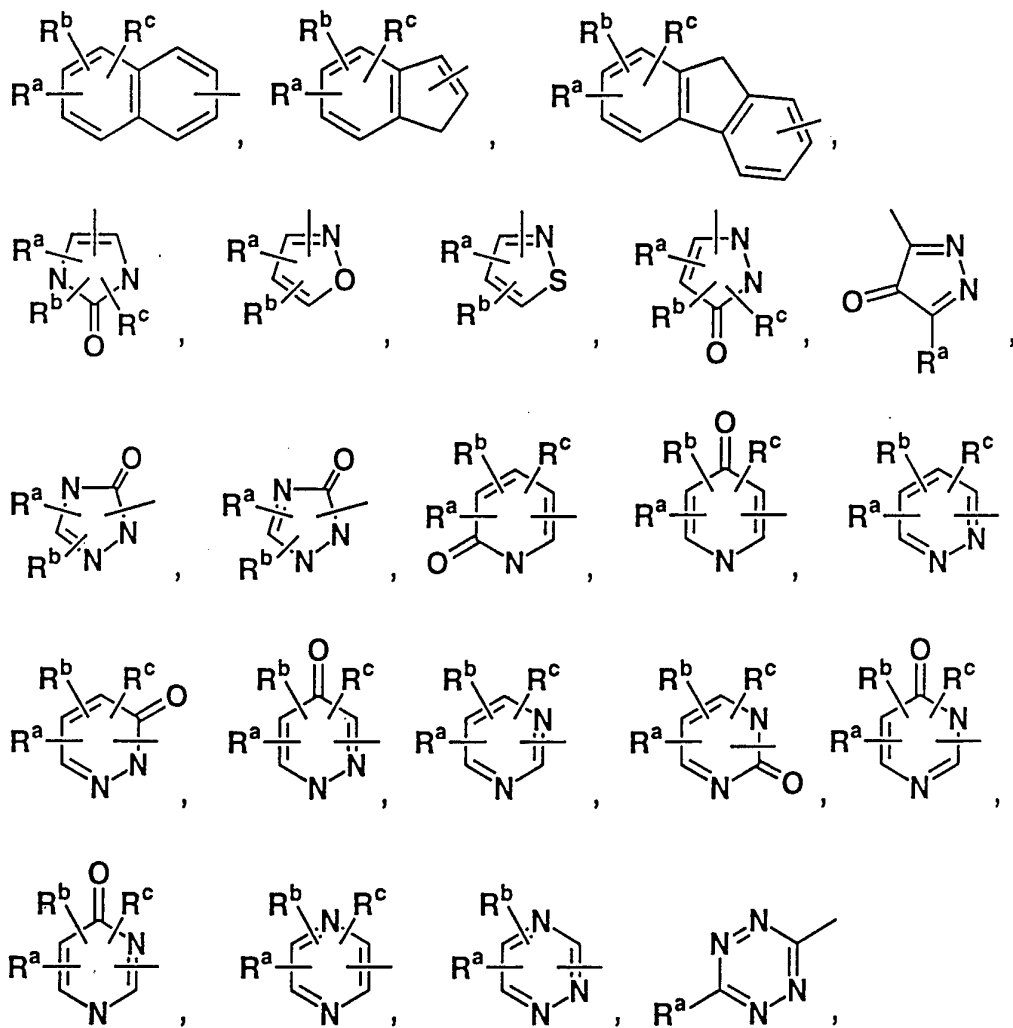
(wherein each R^a and R^b is independently a hydrogen atom, a C₁-C₇ alkyl group, a C₃-C₇ cycloalkyl group, a C₃-C₇ cycloalkenyl group (said alkyl, cycloalkyl and cycloalkenyl groups may be substituted with a hydroxyl group), a hydroxy group, a C₁-C₇ alkoxy group, a C₁-C₇ alkylthio group, a fluorine atom, a chlorine atom, a bromine atom, a trifluoromethyl group, a nitro group, an amino group, a methylamino group, a dimethylamino group, an acetamide group, a methanesulfonylamide group, a carboxyl group, a C₁-C₃ alkoxycarbonyl group, a nitrile group, a carbamoyl group, a sulfamoyl group, a phenoxy group, a benzyloxy group, a phenyl, α -naphthyl, β -naphthyl, furanyl, thienyl, imidazolyl, pyridyl or benzyl group (each of said phenyl, α -naphthyl, β -naphthyl, furanyl, thienyl, imidazolyl, pyridyl and benzyl groups may be substituted with at most 5 substituents selected from the group consisting of methyl, ethyl, n-propyl, isopropyl, cyclopropyl, n-butyl, isobutyl, s-butyl, t-butyl, n-hexyl, cyclohexyl, methoxy, ethoxy, n-propoxy, isopropoxy, methylthio, ethylthio, n-propylthio, isopropylthio, hydroxy, fluorine, chlorine, bromine, nitro and dimethylamino groups), a 1-tetrazolyl group, a 3-tetrazolyl group, a 5-tetrazolyl group, a thiazolidindion-5-yl group or a thiazolidindion-5-yl methyl group, and

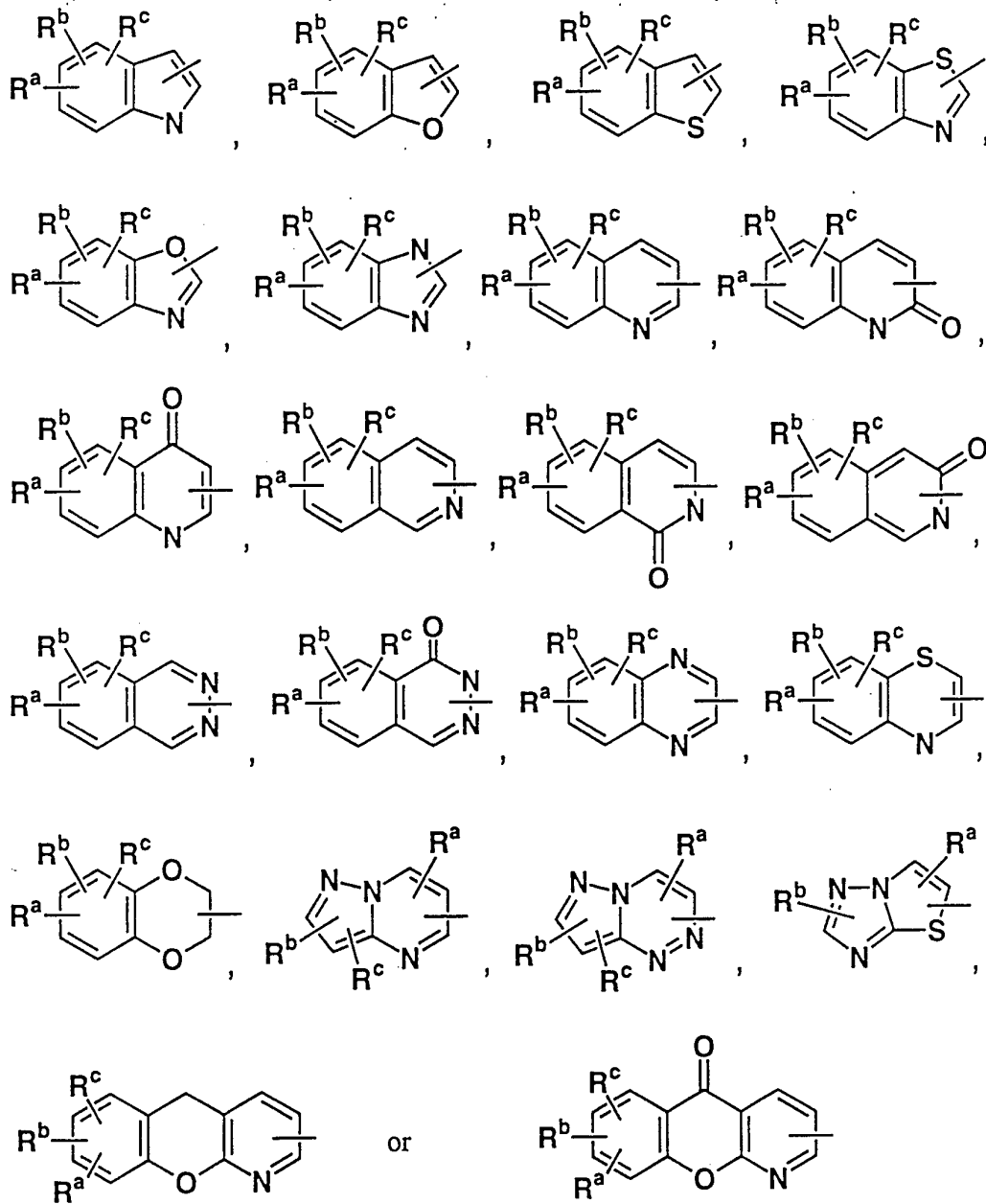
R^c is a hydrogen atom, a C₁-C₇ alkyl group, a C₃-C₇ cycloalkyl group or a hydroxymethyl group).

(3) A pyridine type thiazolidine compound of the formula (I) and its salt, wherein:

each of R¹, R², and R³ is independently a hydrogen atom, a methyl group, a hydroxyl group or a chlorine atom; and

B is





- 26 -

(wherein each of R^a and R^b is independently a hydrogen atom, a C₁-C₇ alkyl group, a C₃-C₇ cycloalkyl group, a C₃-C₇ cycloalkenyl group (said alkyl, cycloalkyl and cycloalkenyl group may be substituted with a hydroxy group), a hydroxy group, a C₁-C₇ alkoxy group, a C₁-C₇ alkylthio group, a fluorine atom, a chlorine atom, a bromine atom, a trifluoromethyl group, a nitro group, an amino group, a methylamino group, a dimethylamino group, an acetamide group, a methanesulfonylamide group, a carboxyl group, a C₁-C₃ alkoxy carbonyl group, a nitrile group, a carbamoyl group, a sulfamoyl group, a phenoxy group, a benzyloxy group, a phenyl, α -naphthyl, β -naphthyl, furanyl, thienyl, imidazolyl, pyridyl or benzyl group (said phenyl, α -naphthyl, β -naphthyl, furanyl, thienyl, imidazolyl, pyridyl and benzyl groups may be substituted with at most 5 substituents selected from the group consisting of methyl, ethyl, n-propyl, isopropyl, cyclopropyl, n-butyl, isobutyl, s-butyl, t-butyl, n-hexyl, cyclohexyl, methoxy, ethoxy, n-propoxy, isopropoxy, methylthio, ethylthio, n-propylthio, isopropylthio, hydroxy, fluorine, chlorine, bromine, nitro and dimethylamino groups), a 1-tetrazolyl group, a 3-tetrazolyl group, a 5-tetrazolyl group, a thiazolidindion-5-yl group or a thiazolidindion-5-yl methyl group, and

R^c is a hydrogen atom, a C₁-C₇ alkyl group, a C₃-C₇ cycloalkyl group or a hydroxymethyl group).

- 27 -

(4) A pyridine type thiazolidine compound of the formula (I) and its salt, wherein:

X¹ is S:

R¹, R² and R³ are a hydrogen atom;

5 Y is CR⁶R⁷ (R⁶ is a hydrogen atom or a methyl group, and R⁷ is a hydrogen atom or forms a bond together with R⁴);

R⁴ is a hydrogen atom or a methyl group, or forms a bond together with R⁷; and

10 A is a divalent C₁-C₆ saturated or C₂-C₆ unsaturated hydrocarbon group which may be substituted with at most 2 hydroxy, oxo and C₁-C₇ alkyl groups (provided that the first carbon atom bonded with the oxygen atom at the 5-position of the pyridine ring of the compound of the
15 formula (I) is not substituted with a hydroxy group or an oxo group).

(5) A pyridine type thiazolidine compound of the formula (I) and its salt, wherein:

Y is -CH₂-; and

20 R⁴ is a hydrogen atom.

(6) A pyridine type thiazolidine compound of the formula (I) and its salt, wherein:

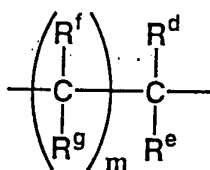
Y is CHR⁷ (R⁷ forms a bond together with R⁴); and

R⁴ forms a bond together with R⁷.

25 (7) A pyridine type thiazolidine compound of the formula (I) and its salt, wherein:

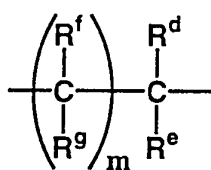
A is

- 28 -



- 5 (wherein m is from 0 to 5,
 each of R^d and R^e is independently a hydrogen atom or
 a methyl group, and
 each of R^f and R^g is independently a hydrogen atom, a
 methyl group or a hydroxyl group, or R^f and R^g together
 10 form an oxo group, or adjacent R^d and R^f together form a
 double bond, or adjacent R^d, R^f, R^e and R^g together form
 a triple bond, or adjacent R^f's together form a double
 bond when m is 2 to 5, or adjacent R^f and R^g together
 form a triple bond).
- 15 (8) A pyridine type thiazolidine compound of the
 formula (I) and its salt, wherein:

A is



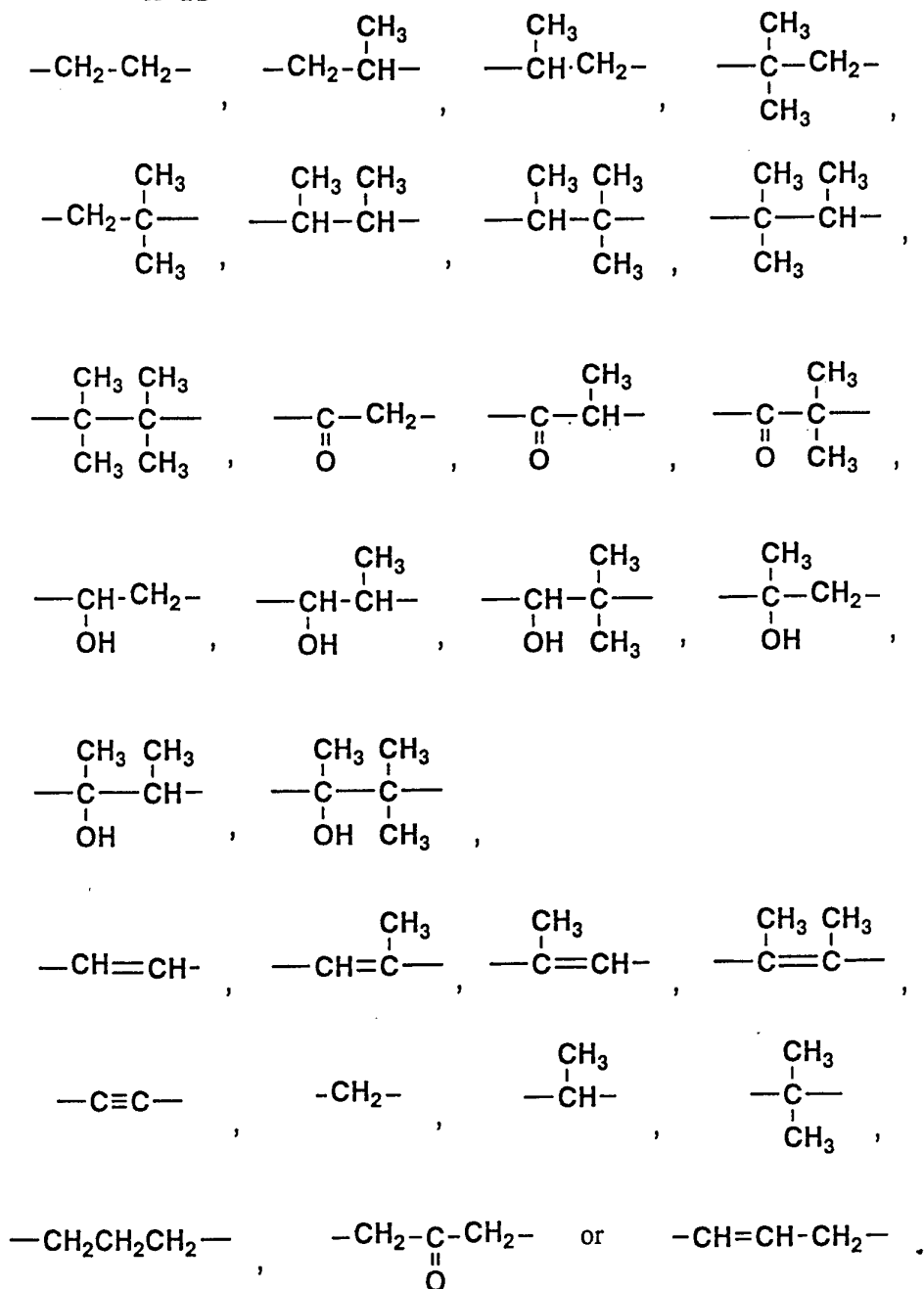
20

- (wherein m is from 0 to 2,
 each of R^d and R^e is independently a hydrogen atom or
 a methyl group, and
 25 each of R^f and R^g is independently a hydrogen atom, a
 methyl group or a hydroxyl group, or R^f and R^g together
 form an oxo group, or adjacent R^d and R^f together form a

double bond, or adjacent R^d, R^f, R^e and R^g together form a triple bond, or adjacent R^f's together form a double bond when m is 2, or adjacent R^f and R^g together form a triple bond).

5 (9) A pyridine type thiazolidine compound of the formula (I) and its salt, wherein:

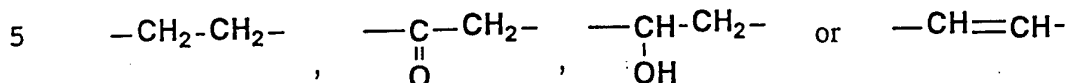
A is



- 30 -

(10) A pyridine type thiazolidine compound of the formula (I) and its salt, wherein:

A is



Since the compound having the above formula (I) of the present invention includes both acidic hydrogen on a thiazolidine ring and basic nitrogen on a pyridine ring in a molecule, it can form a pharmaceutically acceptable non-toxic salt with an appropriate base or acid if desired. The compound of the formula (I) can be used for the purpose of the present invention either in the free form or in the form of a pharmaceutically acceptable salt. Examples of the basic salt include an alkali metal salt (lithium salt, sodium salt, potassium salt and the like), an alkali earth metal salt (calcium salt, magnesium salt and the like), an aluminum salt, an ammonium salt which may be unsubstituted or substituted with a methyl, ethyl or benzyl group, an organic amine salt (methylamine salt, ethylamine salt, dimethylamine salt, diethylamine salt, trimethylamine salt, triethylamine salt, cyclohexylamine salt, ethylenediamine salt, bicyclohexylamine salt, ethanolamine salt, diethanolamine salt, triethanolamine salt, piperazine salt, dibenzylpiperidine salt, dehydroabietilamine salt, N,N'-bisdehydroabietilamine salt, benzathine(N,N'-

- 31 -

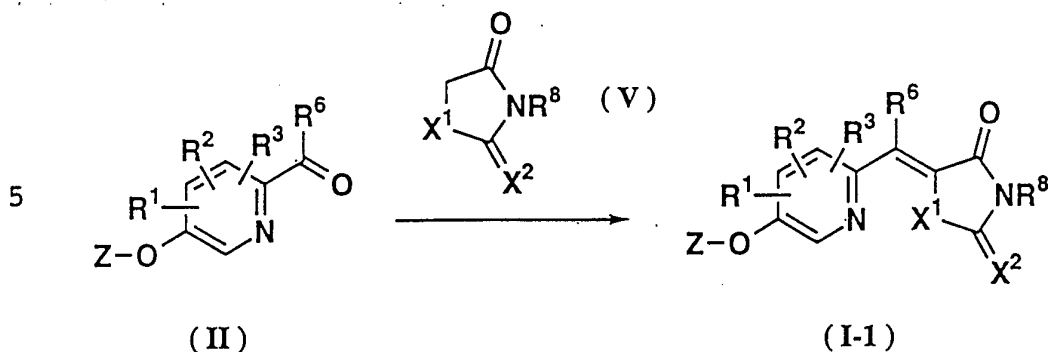
dibenzylethylenediamine) salt, glucamine salt,
meglumine(N-methylglucamine) salt, benetamine(N-
benzylphenethylamine)salt, trometamine(2-amino-2-
hydroxymethyl-1,3-propanediol)salt, choline salt,
5 procaine salt), a basic amino acid salt (lysine salt,
ornithine salt, arginine salt and the like), a pyridine
salt, a collidine salt, a quinoline salt, and the like.
Examples of an acid-addition salt include a mineral acid
salt (hydrochloride, hydrobromide, sulfate,
10 hydrogensulfate, nitrate, phosphate, hydrogenphosphate,
dihydrogenphosphate and the like), an organic acid salt
(formate, acetate, propionate, succinate, malonate,
oxalate, maleate, fumarate, malate, citrate, tartrate,
lactate, glutamate, asparate, picrate, carbonate and the
15 like), a sulfonic acid salt (methanesulfonate,
benzenesulfonate, toluenesulfonate and the like), and the
like. Each of these salts can be prepared by a known
method.

The compound having the formula (I), i.e. pyridine
20 type thiazolidines, can be prepared by the following
synthetic methods.

A reaction solvent used in the preparation is stable
under the reaction conditions, and is preferably so inert
as not to inhibit the reaction. Examples of the reaction
25 solvent include water, alcohols (such as methanol,
ethanol, propanol, butanol and octanol), cellosolves
(such as methoxyethanol and ethoxyethanol), aprotic polar

- 32 -

organic solvents (such as dimethylformamide, dimethylsulfoxide, dimethylacetamide, tetramethylurea, sulfolane and N,N-dimethylimidazolidinone), ethers (such as diethyl ether, diisopropyl ether, tetrahydrofuran and dioxane), aliphatic hydrocarbons (such as pentane, n-hexane, c-hexane, octane, decaline and petroleum ether), aromatic hydrocarbons (such as benzene, chlorobenzene, nitrobenzene, toluene, xylene and tetralin), halogenated hydrocarbons (such as chloroform, dichloromethane and dichloroethane), ketones (such as acetone, methyl ethyl ketone and methyl butyl ketone), lower aliphatic acid esters (such as methyl acetate, ethyl acetate and methyl propionate), alkoxy alkanes (such as dimethoxyethane and diethoxyethane), acetonitrile, and the like. These solvents are optionally selected depending on the reactivity of the aimed reaction, and are respectively used alone or in a mixture. In some cases, there are used as a non-aqueous solvent by using a dehydrating agent or a drying agent. The above-mentioned solvents are merely examples which can be used in the reaction of the present invention, and the present invention is not limited to these conditions.

Process 1

(wherein R^1 , R^2 , R^3 , R^6 , X^1 , X^2 and Z are as defined
 10 above, and R^8 is a hydrogen atom or a protecting group of
 amide (such as Tr: trityl)).

A compound wherein R^4 and R^7 are bonded together in
 the formula (I), i.e. a compound of the formula (I-1),
 can be obtained by dehydration-condensation of a compound
 15 of the formula (II) and a compound of the formula (V).
 The compound of the formula (V) is a well known compound
 or can be synthesized by the method disclosed in "J.
 Prakt. Chem." (vol. 2, p. 253, 1909), "J. Prakt. Chem."
 (vol. 3, p. 45, 1919), "Chem. Ber." (vol. 118, p. 774,
 20 1985), and German Laid Open Patent Publication No. DE-
 3045059. The compound of the formula (V) wherein R^8 is
 hydrogen, can be used in this reaction after protecting
 its basic amideproton with an appropriate substituent
 (such as TR: trityl) by a well known method.

25 This reaction is conducted usually in an appropriate
 organic solvent in the presence of base or acid.
 Examples of such a solvent include alcohols, cellosolves,

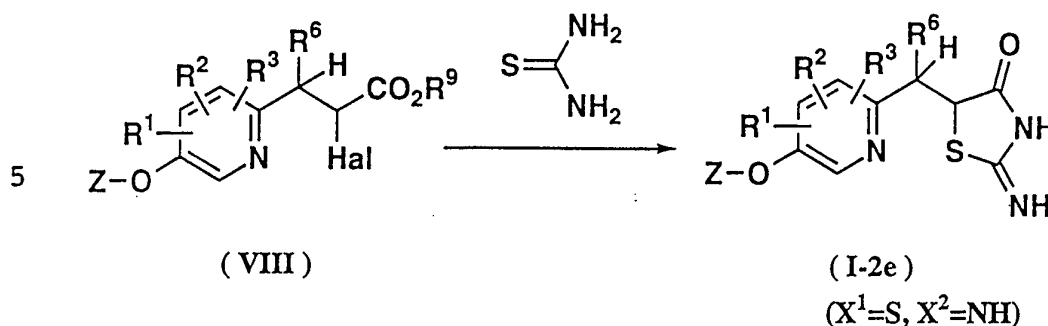
- 34 -

aprotic polar organic solvents, ethers, aromatic hydrocarbons, halogenated hydrocarbons, alkoxyalkanes and acetonitrile.

Examples of the base and the acid include organic
5 amines (such as dimethylamine, diethylamine, diisopropylamine, diisopropylethylamine, trimethylamine, triethylamine, piperidine, piperazine, pyrrolidine, morpholine, pyridine, methanolamine and ethanolamine),
metal alkoxides (such as sodium methoxide, sodium
10 ethoxide and lithium isopropoxide), inorganic alkali metal salts (such as potassium carbonate, sodium carbonate, sodium hydrogencarbonate, potassium hydrogencarbonate, sodium hydride, sodium acetate and potassium acetate), organic acids (such as acetic acid,
15 trichloroacetic acid and trifluoroacetic acid), inorganic acids (such as phosphoric acid), and the like. These materials are selected appropriately depending on the reactivity of the aimed reaction.

This reaction can be accelerated by removing water
20 formed during reaction out of the system by using an appropriate dehydrating agent such as molecular sieves and anhydrous sodium sulfate or by azeotropic distillation using Dean-Stark tube.

This reaction is conducted usually at a temperature
25 ranging from 0°C to a boiling point of a solvent used, preferably from 20°C to 120°C, for from 0.5 to 30 hours.

Process 2

(wherein R¹, R², R³, R⁶ and Z are as defined above, R⁹ is
 10 C₁-C₄ alkyl such as methyl, ethyl, n-propyl, i-propyl, n-butyl and t-butyl, and Hal is a chlorine atom, a bromine atom or an iodine atom).

A compound of the formula (I) wherein R⁴ and R⁷ are hydrogen, X¹ is S and X² is NH, i.e. a compound of the
 15 formula (I-2e) (R⁴, R⁷=H, X¹=S, X²=NH), can be obtained by reacting thiourea with a halocarboxylic acid ester of the formula (VIII).

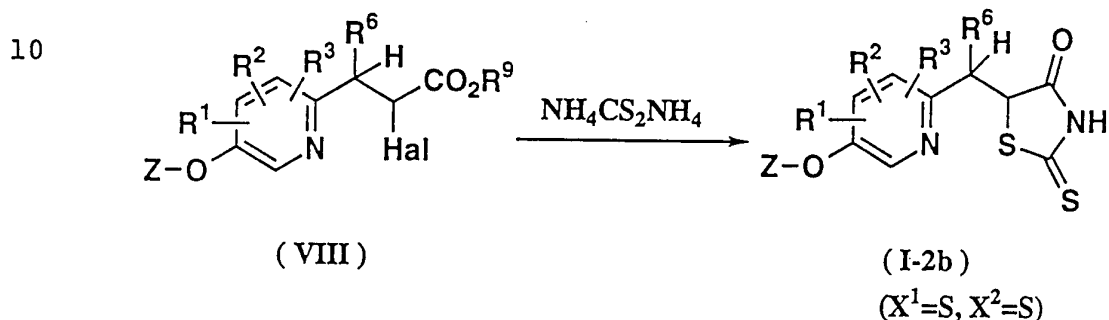
This reaction is conducted usually in an appropriate organic solvent in the presence of base or acid.
 20 Examples of the solvent used include alcohols, cellosolves and aprotic polar organic solvents, and preferably sulfolane is used.

This reaction is conducted usually at a temperature ranging from 0°C to a boiling point of a solvent used,
 25 preferably from 50°C to 150°C, for 0.5 to 10 hours.

During the reaction, hydrogen halide is by-produced, but can be captured with an appropriate base to

- 36 -

accelerate the reaction. Examples of the base thus used include organic amines (such as dimethylamine, diethylamine, diisopropylamine, diisopropylethylamine, trimethylamine, triethylamine, piperidine, piperazine, pyrrolidine, morpholine, pyridine, methanolamine and ethanolamine), inorganic alkali metal salts (such as sodium acetate and potassium acetate), and the like.

Process 3

15

(wherein R¹, R², R³, R⁶, R⁹, Z and Hal are as defined above).

A compound of the formula (I) wherein R⁴ and R⁷ are H, and X¹ and X² are S, i.e. a compound of the formula (I-2b) (R⁴, R⁷=H, X¹, X²=S), can be obtained by reacting ammonium dithiocarbamate with a halocarboxylic acid ester of the formula (VIII).

This reaction is conducted usually in water or an appropriate organic solvent, or in a mixture thereof. Examples of the solvent thus used include alcohols, cellosolves and aprotic polar organic solvents.

This reaction is conducted usually at a temperature

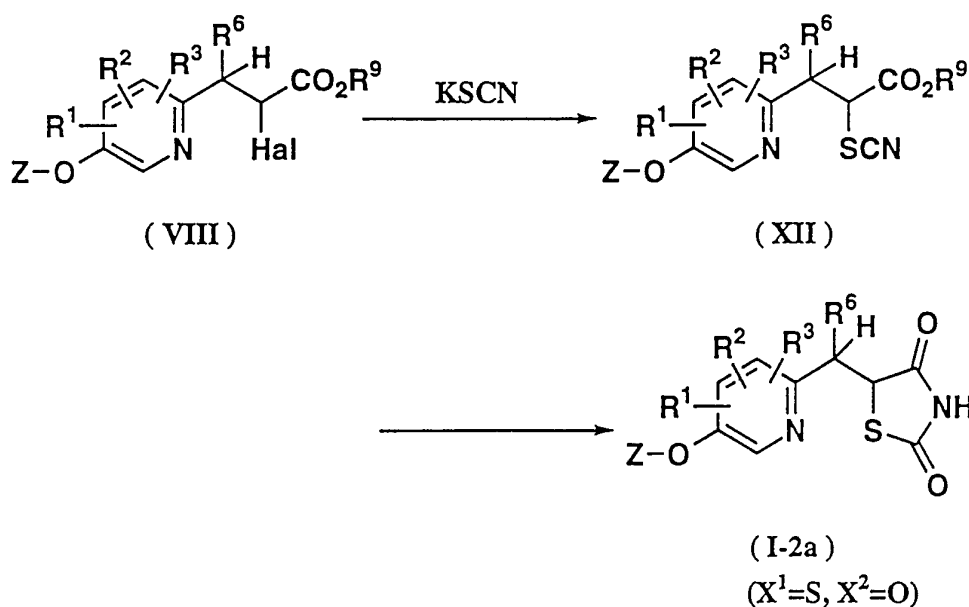
- 37 -

ranging from -10°C to 50°C , preferably from 0°C to 30°C , for 0.5 to 50 hours.

During this reaction, hydrogen halide is by-produced, but can be captured with an appropriate base to
 5 accelerate the reaction. Examples of the base thus used include organic amines (such as dimethylamine, diethylamine, diisopropylamine, diisopropylethylamine, trimethylamine, triethylamine, piperidine, piperazine, pyrrolidine, morpholine, pyridine, methanolamine and
 10 ethanolamine), inorganic alkali metal salts (such as potassium carbonate, sodium carbonate, sodium acetate and potassium acetate), and the like.

The addition product thus obtained is treated with an acid (such as hydrochloric acid) to obtain a compound of
 15 the formula (I-2b).

Process 4



- 38 -

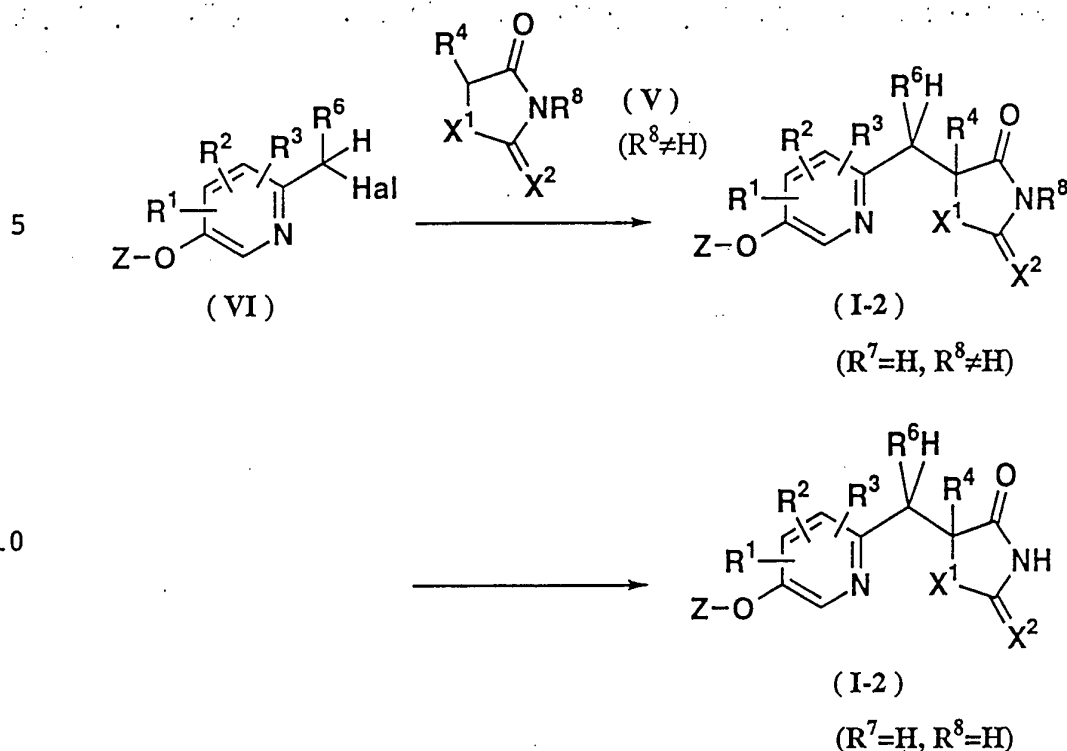
(wherein R^1 , R^2 , R^3 , R^6 , R^9 , Z and Hal are as defined above).

A compound of the formula (I) wherein R^4 and R^7 are H, X^1 is S and X^2 is O, i.e. a compound of the formula
5 (I-2a) (R^4 , $R^7=H$, $X^1=O$, $X^2=S$), can be obtained by reacting an alkalithiocyanate (such as potassium thiocyanate or sodium thiocyanate) with a halocarboxylic acid ester of the formula (VIII) to prepare a compound of the formula (XII) and by treating the compound with an
10 acid.

This reaction is conducted usually in an appropriate organic solvent. Examples of the solvent thus used include aprotic polar organic solvents.

This reaction is conducted usually at a temperature
15 ranging from 50°C to 150°C, preferably from 80°C to 120°C, for 0.5 to 10 hours.

A compound of the formula (XII) is isolated, or it is further subjected to acid treatment in the reaction system without being isolated therefrom to obtain the
20 aimed compound of the formula (I-2a). Examples of the acid thus used include hydrochloric acid, and the acid treatment is conducted in an alcohol or an aprotic polar organic solvent. This reaction is conducted at a temperature of from 50°C to 150°C, preferably from 70°C
25 to 100°C, for 5 to 50 hours.

Process 5

15 (wherein R¹, R², R³, R⁴, R⁶, R⁸, X¹, X², Z and Hal are as defined above).

A compound of the formula (I) wherein R⁷ is hydrogen, i.e. a compound of the formula (I-2), can be obtained by reacting a compound of the formula (V) with a

20 halopyridine of the formula (VI). The compound of the formula (V) used herein is a well known compound or can be synthesized by a method disclosed in "Ukr. Khim. Zr." (vol. 16, p. 545, 1950), "J. Med. Chem." (vol. 34, p. 1538, 1991), "J. Prakt. Chem." (vol. 2, 79, P. 253

25 (1909), "J. Prakt. Chem." (vol. 2, 99, P. 56 (1919) or Japanese Unexamined Patent Publication No. 216882/1984. The compound of the formula (V) wherein R⁸ is hydrogen,

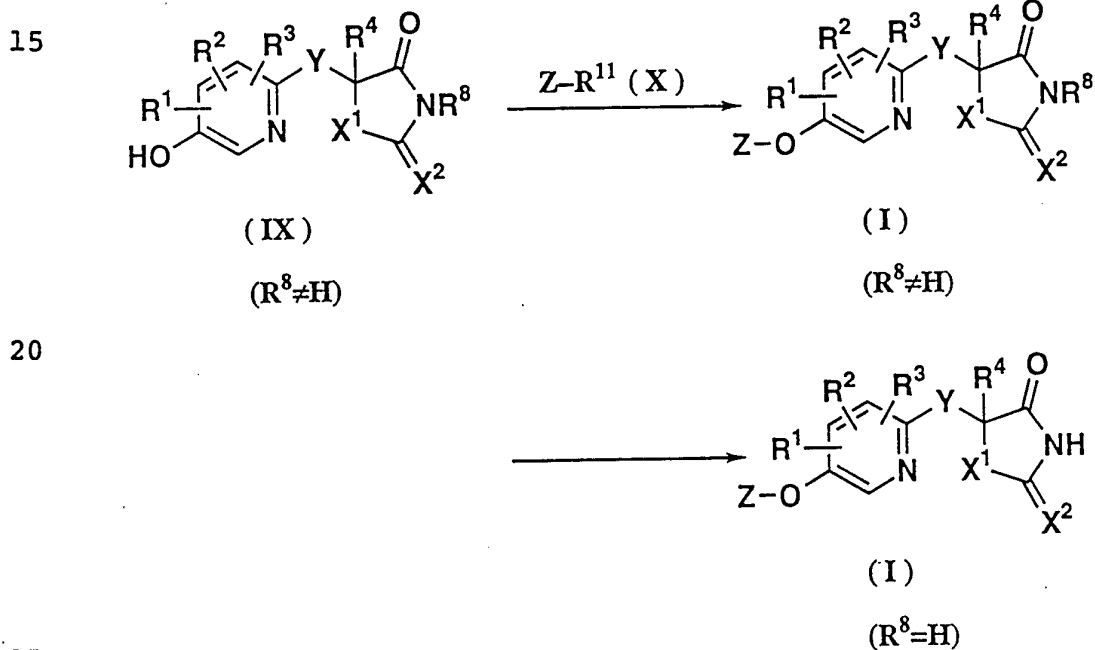
- 40 -

is used in this reaction preferably after protecting its basic amide proton with an appropriate substituent (such as Tr: trityl) by a known method.

This reaction is conducted usually in an appropriate organic solvent in the presence of base. Examples of the solvent thus used include aprotic polar organic solvents, ethers and alkoxyalkanes. Examples of the base thus used include a strong base such as alkali metal amides (e.g. sodium amide and potassium amide). These materials are selected optionally depending on the reactivity of the aimed reaction.

Also, this reaction can be conducted in accordance with a method disclosed in "J. Amer. Chem. Soc." (vol. 87, p. 4588, 1965) or "J. Med. Chem." (vol. 34, p. 1538, 1991). In such a case, a compound of the formula (V) is reacted with magnesium methylcarbonate in an inert gas atmosphere such as nitrogen and in an aprotic polar organic solvent such as dimethylformamide to form a chelate compound, and the chelate compound thus formed is further reacted with a halopyridine of the formula (VI) to obtain a compound of the formula (I-2). This reaction is conducted usually at a temperature ranging from 20°C to 150°C, preferably from 70°C to 100°C. The reaction time varies depending on the materials used, but the formation of the chelate compound takes from 0.5 to 2 hours and the reaction with the halopyridine takes from 0.5 to 5 hours.

In some cases, an amide group at the 3-position of thiazolidine of the compound of the formula (I-2) thus obtained may be deprotected by a well-known method. When R^8 is Tr (trityl), this method is conducted by using an organic acid such as trifluoroacetic acid and trichloroacetic acid or an inorganic acid such as hydrochloric acid and sulfuric acid. This reaction is conducted in the absence of a solvent or in the presence of a solvent such as ethers including tetrahydrofuran and dioxane and halogenated solvents including chloroform and dichloromethane, at a temperature ranging from 0°C to 100°C, preferably from 10°C to 50°C, for 0.1 to 5 hours.

Process 6

- 42 -

(wherein R^1 , R^2 , R^3 , R^4 , R^8 , X^1 , X^2 , Y and Z are as defined above, and R^{11} is an appropriate leaving group in nucleophilic substitution reaction, examples of which include a halogen such as chlorine, bromine and iodine, and an aromatic or aliphatic sulfonyloxy group such as p-toluenesulfonyloxy, benzenesulfonyloxy and methanesulfonyloxy).

Among compounds of formula (I), a compound wherein A is $COCH_2$ ($m=1$, R^d , $R^e=H$, R^f and R^g together represent oxo) can be obtained by using a compound of the formula (X) such as $B-COCH_2-Hal$ ($Z=B-COCH_2$, $R^{11}=Hal$, B and Hal are substituents explained above). Such a compound is well known and is commercially available, or can be obtained by a well known method (for example, British Laid Open Patent Publication No. 1107677 discloses a compound wherein B is pyrrole, Japanese Unexamined Patent Publication No. 85372/1986 discloses a compound wherein B is oxazole or thiazole and U.S. Patent No. 4,167,626 discloses a compound wherein B is triazole). Also, such a compound can be obtained by halogenating $B-COCH_3$ (for example, "Bull. Soc. Chim. Fr., p. 1760 (1973)" discloses a compound wherein B is furan, "Tetrahedron, 29(2), p. 413 (1973)" discloses a compound wherein B is thiophene, "J. Heterocyclic Chem., 27(5), p. 1209 (1990)" discloses a compound wherein B is pyrrole, "Bull. Soc. Chim. Fr., p. 540 (1988)", "Bull. Soc. Chim. Fr., p. 318 (1987)", "J. Heterocyclic Chem., 23(1), P. 275 (1986)", "Arch.

- 43 -

Pharm., 316(7), p. 608 (1983)" and "Synlett., (7), p. 483 (1991)" disclose a compound wherein B is pyrazole, "J. Heterocyclic Chem., 17(8), p. 1723 (1980)" discloses a compound wherein B is imidazole, and "J. Chem. Soc. C(20), p. 2005 (1976)" and "Heterocycles, 26(3), p. 745 (1987)" disclose a compound wherein B is triazole) as a starting material by means of an appropriate well known halogenation method (e.g. a method disclosed in Japanese Unexamined Patent Publication No. 85372/1986). Also, such a compound can be obtained by subjecting B-CO₂R' (R'=lower alkyl or substituted or unsubstituted benzyl) (for example, "Z. Chem., 9(1), p. 22 (1969)" and "Synth. Commun., 20(16), p. 2537 (1990)" disclose a compound wherein B is thiophene, "J. Org. Chem., 55(15), p. 4735 (1990)" and "Chem. Pharm. Bull., 17(3), p. 582 (1969)" disclose a compound wherein B is pyrrole, European Laid Open Patent Publication No. 506194 discloses a compound wherein B is imidazole, and "Chem. Ber., 117(3), p. 1194 (1984)" discloses a compound wherein B is pyrazole or triazole) as a starting material to an appropriate well known reduction-oxidation reaction (for example, reduction by diisobutyl aluminum hydride and then oxidation by manganese dioxide) to obtain B-CHO, and further by converting the product thus obtained to B-COCH₂-hal by an appropriate method (e.g. a method disclosed in "Tetrahedron Letters, p. 4661 (1972)").

A compound of the formula (I) can also be obtained by

- 44 -

reacting a compound of the formula (X) with a hydroxy group at the 5-position of a compound of the formula (IX) by nucleophilic substitution reaction. The compound of the formula (IX) is preferably protected by substituting hydrogen of R⁸ with an appropriate substituent (e.g. Tr: trityl).

This reaction is usually conducted in an appropriate organic solvent in the presence of base. Examples of the solvent used include aprotic polar organic solvents, ethers, aromatic hydrocarbons, hydrogenated hydrocarbons, alkoxyalkanes, acetonitrile, and the like.

Examples of the base thus used include organic amines (such as dimethylamine, diethylamine, diisopropylamine, diisopropylethylamine, trimethylamine, triethylamine, piperidine, piperazine, pyrrolidine, morpholine, pyridine, methanolamine and ethanolamine), metal alkoxides (such as sodium methoxide, sodium ethoxide, lithium isopropoxide and potassium t-butoxide), inorganic alkali metal salts (such as sodium hydroxide, potassium hydroxide, lithium hydroxide, potassium carbonate, sodium carbonate, sodium hydrogencarbonate, potassium hydrogencarbonate, sodium hydride, sodium acetate and potassium acetate), and alkali metal amides (such as sodium amide). These materials are selected appropriately depending on the reactivity of the aimed reaction.

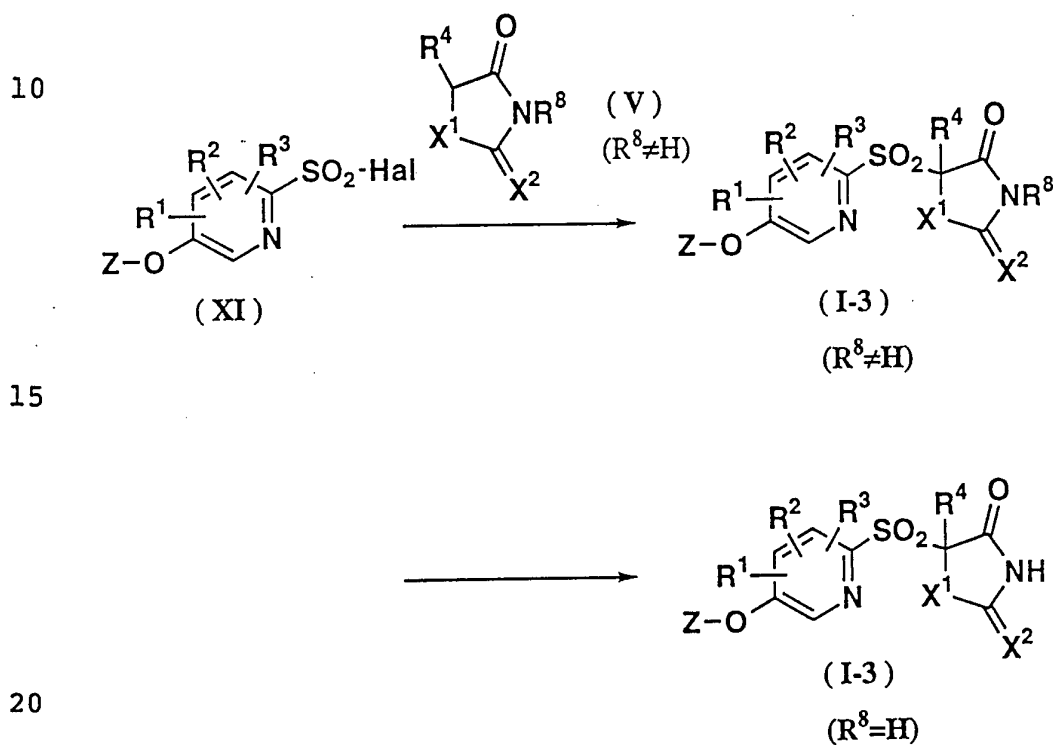
This reaction is conducted usually at a temperature

- 45 -

ranging from -20°C to a boiling point of the solvent used, preferably from 20°C to 150°C , for from 0.5 to 30 hours.

An amino group at the 3-position of thiazolidine of the compound of the formula (I) thus obtained may be deprotected by the method described in the above Process 5.

Process 7



(wherein R^1 , R^2 , R^3 , R^4 , R^8 , X^1 , X^2 , Z and Hal are as defined above).

Among compounds having the formula (I), a compound wherein Y is SO_2 , i.e. a compound of the formula (I-3) ($\text{Y}=\text{SO}_2$), can be obtained by reacting a compound of the formula (V) with a compound of the formula (XI). A

25

- 46 -

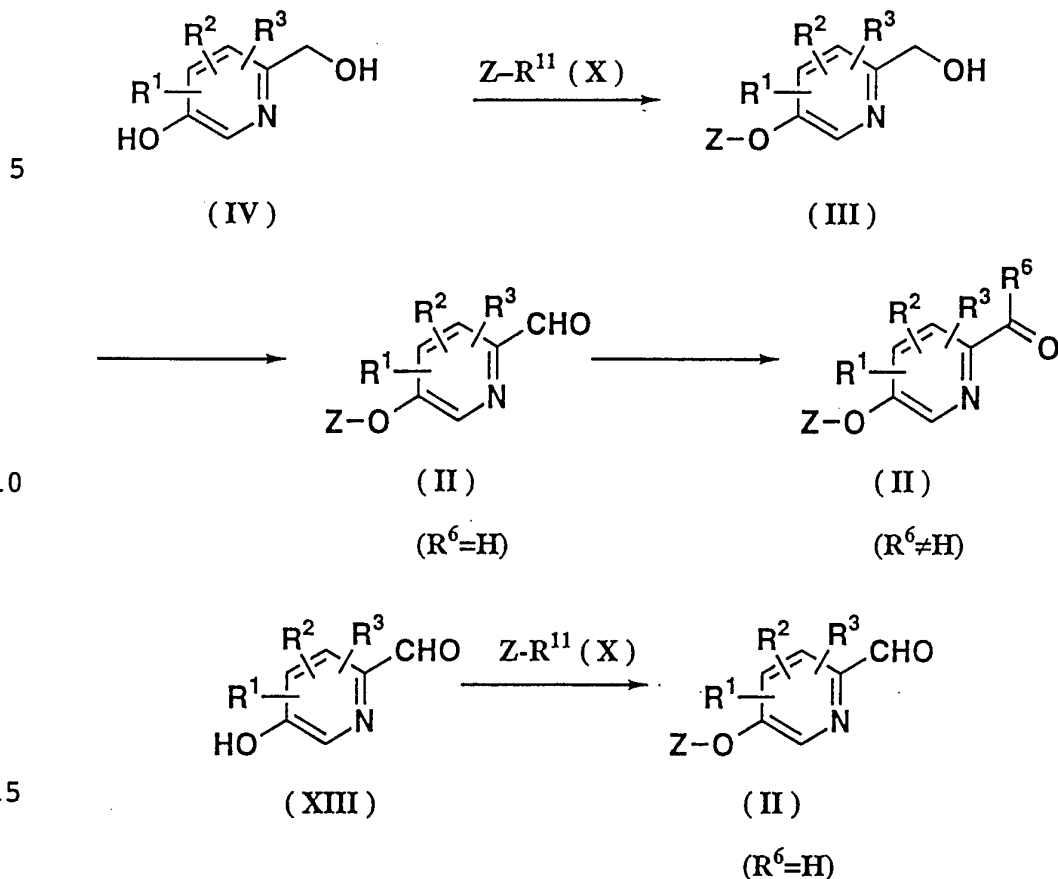
pyridinesulfonyl halide of the formula (XI) can be obtained by alkylating a hydroxy group at the 5-position of 5-hydroxy-2-pyridinesulfonic acid (as disclosed in "J. Chim. Phys. Phys. -Chim. Biol., vol. 79(3), p. 265 (1982)") as a starting material by means of an appropriate well known method, and further by halogenating the alkylated product with an appropriate halogenating agent (for example, PCl_5 as disclosed in "Org. Synth. Coll. vol. I, p. 84 (1941)" and "J. Amer. Chem. Soc., vol. 69, p. 1170 (1947)" and $SOCl_2/DMF$ as disclosed in "Helv. Chim. Acta., vol. 42, p. 1653 (1959)").

This reaction is conducted usually under an inert gas atmosphere such as nitrogen gas in an appropriate organic solvent in the presence of a strong base. Examples of the solvent thus used include ethers, preferably tetrahydrofuran. Examples of the base thus used include alkali metal amides (such as LDA: lithium diisopropylamide), aliphatic or aromatic lithium compounds (such as n-butyl lithium, t-butyl lithium and phenyl lithium). These materials are selected appropriately depending on the reactivity of the aimed reaction.

This reaction is conducted usually at a temperature ranging from -100°C to 50°C , preferably from -78°C to 20°C , for from 0.1 to 10 hours.

An intermediate used in the synthesis of the compound

of the present invention is prepared as illustrated hereinafter.



(wherein R^1 , R^2 , R^3 , R^6 , R^{11} and Z are as defined above).

Among compounds having the formula (II), a compound wherein R^6 is hydrogen can be obtained by reacting a
 20 compound of the formula (X) with a hydroxy group at the 5-position of 5-hydroxypyridinemethanol of the formula (IV) by nucleophilic substitution reaction to produce a compound of the formula (III), and by oxidizing a hydroxymethyl group at the 2-position of the compound of
 25 the formula (III) thus prepared.

5-Hydroxypyridine methanols of the formula (IV) can be synthesized by such a method as disclosed in U.S.

- 48 -

Patent No. 4,202,901. In this method, 5-hydroxypyridine methanol can be obtained by oxidizing 5-hydroxy-2-picoline with an appropriate oxidizing agent (such as hydrogen peroxide in acetic acid) to form pyridine-N-oxide, transforming the pyridine-N-oxide into acyloxy methylpyridine by an appropriate organic acid anhydride (such as acetic anhydride), and hydrolyzing the acyloxy methylpyridine with an appropriate acid or base to form 5-hydroxypyridine methanol. Also, a methyl-substituted product can be obtained by such a method as disclosed in "J. Med. Chem., vol. 20(10), p. 1528 (1977)" and "J. Med. Chem., vol. 35(20), p. 3667 (1992)", a hydroxy-substituted product can be obtained by such a method as disclosed in "Bull. Chem. Sci. Jpn., vol. 52(1), p. 107 (1979)", and a bromo- or chloro-substituted product can be obtained by such a method as disclosed in U.S. Patent No. 4,025,333 and "J. Med. Chem., vol. 17(2), p. 172 (1974)".

The step of preparing the compound of the formula (III) can be conducted under the same conditions as described with regard to the process 6.

The step of preparing the compound of the formula (II) can be conducted by using an appropriate oxidizing agent (such as manganese dioxide, PCC: pyridinium chlorochromate, PDC: pyridinium dichromate, DDQ: dichlorodicyanobenzoquinone, chloranil, Swern oxidation: oxalylchloride-dimethylsulfoxide-tertiary amine, and

- 49 -

sulfur trioxide-pyridine complex).

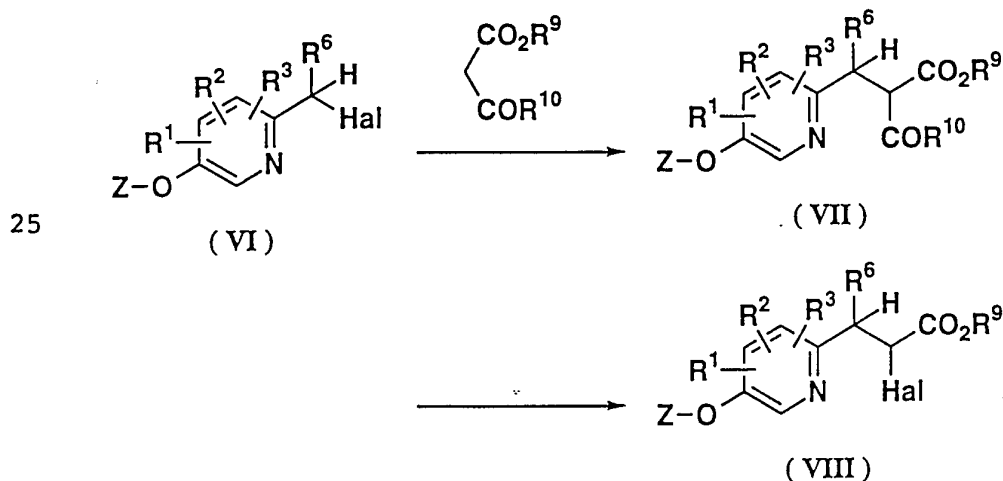
Also, the compound of the formula (II) can be obtained by reacting a compound of the formula (X) with a hydroxy group at the 5-position of hydroxypyridine aldehyde of the formula (XIII) by nucleophilic substitution reaction. The hydroxypyridine aldehyde of the formula (XIII) can be prepared by such a method as disclosed in Japanese Unexamined Patent Publication No. 273659/1990, or by oxidizing a hydroxymethyl group of the compound of the formula (IV) with an appropriate well known oxidizing agent such as PCC (pyridinium chlorochromate). The step of preparing the compound of the formula (II) is conducted by reacting the material in an appropriate organic solvent or in the presence of base. Examples of the solvent thus used include aprotic polar organic solvents, ethers, aromatic hydrocarbons, halogenated hydrocarbons, alkoxyalkanes and acetonitrile, and among them, dimethylformamide (DMF) is preferably used. Examples of the base thus used include organic amines (such as dimethylamine, diethylamine, diisopropylamine, diisopropylethylamine, trimethylamine, triethylamine, piperidine, piperazine, pyrrolidine, morpholine, pyridine, methanolamine, ethanolamine, Acid Captor H: 3,4-dihydro-2H-pyrido[1,2-a]pyrimidin-2-one and Acid Captor 9M: 9-methyl-3,4-dihydro-2H-pyrido[1,2-a]pyrimidin-2-one), and inorganic alkali metal salts (such as sodium hydroxide, potassium hydroxide, lithium

- 50 -

hydroxide, potassium carbonate, sodium carbonate, sodium hydrogencarbonate, potassium hydrogencarbonate, sodium hydride, sodium acetate and potassium acetate), and among them, diisopropyl ethylamine, Acid Captor 9M and sodium hydrogencarbonate are preferably used. These materials are selected appropriately depending on the reactivity of the aimed reaction. This reaction is conducted usually at a temperature ranging from -10°C to 100°C , preferably from 0°C to 50°C , for from 0.5 to 5 hours.

10 The compound of the formula (II) ($\text{R}^6=\text{H}$) obtained by the above-mentioned method, can be further modified into a compound of the formula (II) ($\text{R}^6\neq\text{H}$) by alkylating a formyl group with an appropriate alkylating agent by means of a well known method.

15 This step can be conducted by a method using diazomethane as described in "Tetrahedron Letters, p. 955 (1963)" and "Chem. Ber. vol. 40, p 479 (1907)", a method using halogenated alkyl as described in "Synth. Commun., vol. 14(8), p. 743 (1984)" or a method using alkyl lithium as described in "J. Org. Chem., vol. 30, p. 226 (1965)".



- 51 -

(wherein R^1 , R^2 , R^3 , R^6 , R^9 , Z and Hal are as defined above, and R^{10} represents OR^9 (R^9 is as defined above) or C_1-C_3 alkyl such as methyl, ethyl, n-propyl and i-propyl).

5 A halocarboxylic acid ester of the formula (VIII) can be obtained by reacting a halomethylpyridine with a malonic acid ester or a lower acylacetic acid ester by a known method to form a compound of the formula (VII), and by halogenating the compound thus formed.

10 A halomethylpyridine of the formula (VI) can be synthesized by such a method as described in "Bull. Pol. Acad. Sci. Chem., vol. 38, No. 1-12, p.17 (1990)". Thus, the halomethylpyridine of the formula (VI) can be obtained by halogenating acyloxy methylpyridine described
15 in the synthesis of the compounds of the formula (III) or (IV), with an appropriate halogenating agent (such as thionyl halide, phosphorus oxyhalide, phosphorus trihalide, phosphorus pentahalide, hydrochloric acid and hydrobromic acid). Also, it can be obtained by
20 halogenating a pyridine-N-oxide as a starting material with phosphorus oxyhalide, benzenesulfonyl halide or p-toluenesulfonyl halide by means of a method as described in U.S. Patent No. 5,202,321, "J. Org. Chem., vol. 27, p. 3856 (1962)" or "J. Org. Chem., vol. 38, p. 927 (1973)".

25 Among the compounds having the formula (VII), a compound wherein R^{10} is C_1-C_3 alkyl, can be obtained by reacting a halomethylpyridine of the formula (VI) with a

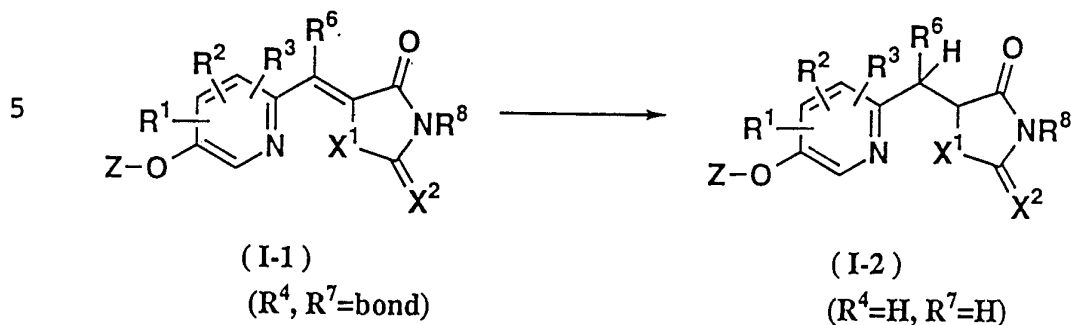
lower acylacetic acid ester such as methyl acetoacetate and ethyl acetoacetate in the presence of an appropriate base (such as sodium hydroxide, potassium hydroxide, sodium methoxide, sodium ethoxide, sodium amide, potassium amide, diisopropyl amide, butyl lithium, metal sodium and potassium carbonate) in accordance with such a method as described in "J. Amer. Chem. Soc., vol. 64, p. 435 (1942)".

Among the compounds having the formula (VII), a compound wherein R^{10} is OR^9 , can be obtained by reacting a halomethylpyridine of the formula (VI) with a malonic acid ester such as diethyl malonate and di-t-butyl malonate in the presence of an appropriate base as mentioned above, in accordance with such a method as described in "J. Amer. Chem. Soc., vol. 74, p. 831 (1952)" and "Org. Synth. Coll. vol. 3, p. 705 (1955)".

The step of synthesizing a compound of the formula (VIII) can be conducted by using an appropriate halogenating agent (such as bromine and N-chlorosuccinimide) in the presence of an appropriate base (such as sodium hydroxide, sodium methoxide and potassium carbonate) in accordance with such a method as described in "J. Amer. Chem. Soc., vol. 71, p. 3107 (1949)" and "Tetrahedron Letters, vol. 28, p. 5505 (1987)".

Also, a compound of the formula (VIII) can be obtained by reacting a halomethylpyridine of the formula (VI) with a diazoacetic ester in the presence of a copper

catalyst in accordance with such a method as described in
 "Zur. Russ. Fiz-Chim., vol. 21, p. 851 (1951)".



10 (wherein $R^1, R^2, R^3, R^6, R^8, X^1, X^2$ and Z are as defined above).

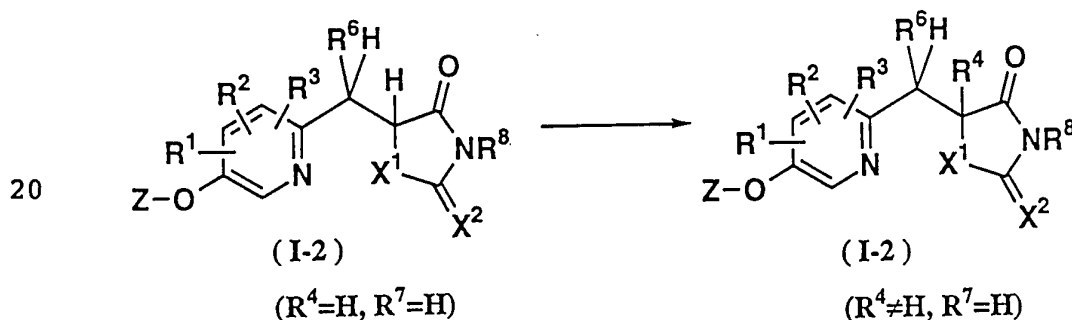
A compound of the formula (I-1) (wherein R^4 and R^7 are bonded together) obtained by the above method can be modified into a compound of the formula (I-2) ($R^4, R^7 = \text{H}$)
 15 by appropriately reducing a double bond between a pyridine ring and a thiazolidine ring (for example by catalytic hydrogenation in the presence of an appropriate catalyst, by using an appropriate metal-hydrogen complex compound, or by using magnesium or sodium amalgam in
 20 methanol).

The catalytic hydrogenation is conducted usually in alcohols, cellosolves, aprotic polar organic solvents, ethers, alkoxyalkanes, lower aliphatic acid esters or lower aliphatic acids, and particularly methanol,
 25 ethanol, methoxyethanol, dimethylformamide, tetrahydrofuran, dioxane, dimethoxyethane, ethyl acetate or acetic acid is preferably used alone or in a mixture.

- 54 -

Examples of the catalyst used include palladium black, palladium carbon and platinum oxide. This reaction can proceed at normal temperature under normal pressure, but it is preferable to conduct the reaction at an elevated
 5 temperature under a increased pressure depending on the reactivity of the aimed reaction.

The reduction by a metal-hydrogen complex compound is conducted by using sodium borohydride, potassium borohydride, lithium borohydride, tetramethyl ammonium
 10 borohydride or zinc borohydride in an aprotic polar organic solvent at a temperature ranging from 0°C to 150°C, preferably from 0°C to 30°C. In this reduction, undesired side-reaction can be inhibited by using a Co reagent such as CoCl_2 , CoCl_3 or $\text{Co}(\text{OAc})_2$ in the presence
 15 of a ligand such as dimethyl glyoxime, 2,2'-bipyridyl or 1,10-phenanthroline (see WO93/13095).



(wherein R^1 , R^2 , R^3 , R^4 , R^6 , R^8 , X^1 , X^2 and Z are as
 25 defined above).

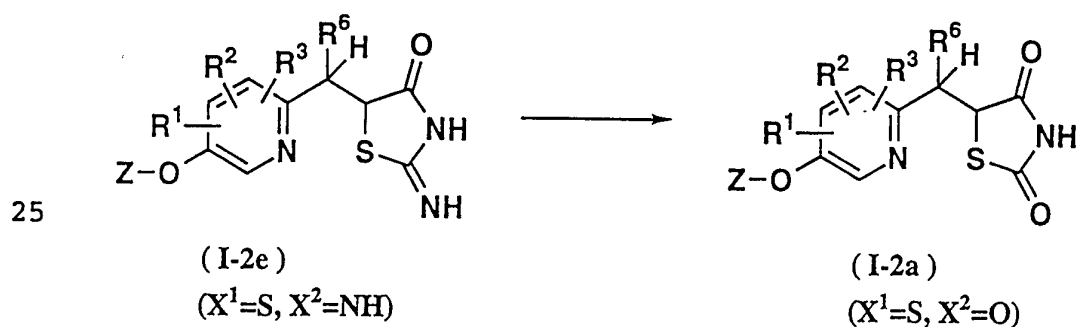
A compound of the formula (I-2) ($R^4, R^7=H$) can be modified into a compound of the formula (I-2) ($R^4\neq H$,

- 55 -

R⁷=H) by alkylating hydrogen at the 5-position of thiazolidine with an appropriate alkylating agent (such as halogenated alkyl including methyl iodide or ethyl iodide, alkyl sulfate including dimethyl sulfate or diethyl sulfate, and aliphatic or aromatic sulfonic acid esters including methyl tosylate or methyl mesylate) in accordance with a well known method.

This reaction is conducted usually in an appropriate organic solvent in the presence of base. Examples of the solvent thus used include aprotic polar organic solvents, ethers, alkoxyalkanes and the like, and among them, tetrahydrofuran and dimethoxyethane are particularly preferable. Examples of the base include alkali metal amides (such as lithium diisopropylamide (LDA) and potassium amide) and aliphatic or aromatic lithium compounds (such as n-butyl lithium, t-butyl lithium and phenyl lithium). These materials selected appropriately depending on the reactivity of the aimed reaction.

This reaction is conducted usually at a temperature ranging from -20°C to 100°C, preferably from -10°C to 30°C, for from 0.1 to 10 hours.



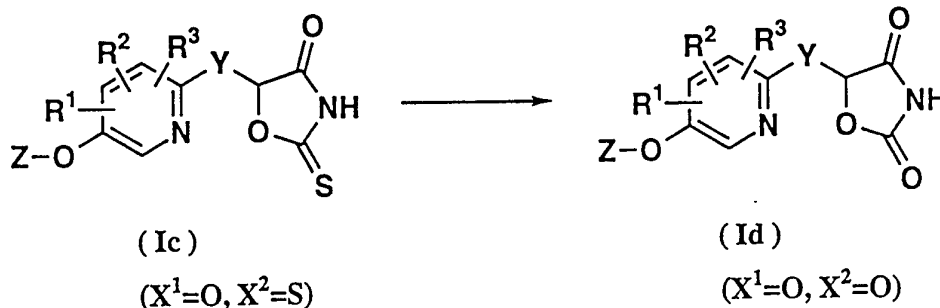
- 56 -

(wherein R^1 , R^2 , R^3 , R^6 and Z are as defined above).

A compound of the formula (I-2e) ($X^1=S$, $X^2=NH$) can be modified into a compound of the formula (I-2a) ($X^1=S$, $X^2=O$) by hydrolyzing an imino group at the 2-position of the thiazolidine in accordance with a well known method.

This reaction is conducted usually in an appropriate organic solvent in the presence of water or acid. Examples of the solvent thus used include alcohols, cellosolves, aprotic polar organic solvents, ethers, alkoxyalkanes, and the like, and particularly methanol, ethanol, methoxyethanol, sulfolane, dioxane and dimethoxyethane are preferably used. Examples of the acid thus used include inorganic acids (such as hydrochloric acid, sulfuric acid and hydrobromic acid). These materials are selected appropriately depending on the reactivity of the aimed reaction.

This reaction is conducted usually at a temperature of from 50°C to a boiling point of a solvent used, preferably from 80°C to 150°C, for from 0.5 to 30 hours.



(wherein R^1 , R^2 , R^3 , Y and Z are as defined above).

- 57 -

A compound of the formula (Ic) ($X^1=O$, $X^2=S$) can be modified into a compound of the formula (Id) ($X^1=O$, $X^2=O$) by oxidizing a thioxo group at the 2-position of thiazolidine in accordance with a well known method.

5 This reaction is conducted by using an appropriate oxidizing agent (such as hydrogen peroxide, an organic peroxide including peracetic acid, perbenzoic acid, methachloroperbenzoic acid, monopermaleic acid, monoperphthalic acid and the like, mercury ion, bromine,
10 chlorine and meta-periodic acid) generally in water or in a solvent such as aprotic polar organic solvents (e.g. dimethylformamide, dimethylsulfoxide, dimethylacetamide, tetramethylurea, sulfolane and N,N-
15 dimethylimidazolidinone), ethers (e.g. tetrahydrofuran and dioxane), and alkoxyalkanes (e.g. dimethoxyethane and diethoxyethane). These materials are selected appropriately depending on the reactivity of the aimed reaction, and are used respectively alone or in combination.

20 This reaction is conducted generally at a temperature ranging from 0°C to a boiling point of a solvent used, preferably from 20°C to 100°C, for from 0.5 to 30 hours.

A compound of the formula (I) can be converted into the corresponding N-oxide form by oxidizing a nitrogen
25 atom on a pyridine ring with an appropriate oxidizing agent in accordance with a well known method. Examples of the oxidizing agent used in this method include

- 58 -

hydrogen peroxide (used in acetic acid or trifluoroacetic acid at a temperature of from 0°C to 100°C, preferably from 50°C to 80°C, for from 1 to 20 hours, preferably from 3 to 10 hours, optionally in the presence of a catalytic amount of sulfuric acid to accelerate the reaction), peracetic acid (used in water or acetic acid, optionally in an organic solvent such as tetrahydrofuran or ethyl acetate, at a temperature of from 0°C to 100°C, preferably from 40°C to 80°C, for from 1 to 10 hours, preferably from 3 to 5 hours), perbenzoic acid or methachloroperbenzoic acid (used in an organic solvent such as chloroform or benzene, at a temperature of from 0°C to 50°C, preferably from 10°C to 30°C, for from 0.1 to 3 hours, optionally more than 2 weeks), and monopermaleic acid or monoperphthalic acid (used in an organic solvent such as chloroform or ethanol, at a temperature of from -10°C to 50°C, preferably from 0°C to 30°C, for from 0.5 to 50 hours, preferably from 1 to 10 hours). These oxidizing agents can be used in combination. Also, these N-oxide products can be converted into the corresponding pyridine products by reducing a nitrogen atom on a pyridine ring with an appropriate reducing agent in accordance with a well known method. Examples of the reducing agent used in this method include catalytic hydrogenation (used in an organic solvent such as acetic acid, acetic anhydride, methanol or ethanol, optionally a mixture thereof, at a

- 59 -

temperature of from 0°C to 100°C, preferably from 10°C to 70°C, under from atmospheric pressure to 30 atoms, preferably from normal pressure to 10 atoms, in the presence of a catalyst such as Raney nickel, Urushibara nickel, palladium carbon or platinum oxide), iron (used in acetic acid at a temperature of from 50°C to 100°C, preferably from 70°C to 80°C, for from 0.5 to 5 hours, preferably from 1 to 2 hours), zinc (used in acetic acid, optionally in the presence of a catalytic amount of sulfuric acid), phosphorus trichloride, phosphorus pentachloride and phosphorus tribromide (used in an organic solvent such as chloroform or ethyl acetate, at a temperature of from 0°C to 100°C, preferably from 20°C to 80°C, for from 0.5 to 5 hours, preferably from 1 to 3 hours), triethylphosphine, triphenylphosphine and triethyl phosphite (used in an organic solvent such as ethyl acetate, at a temperature of from 150°C to 300°C for from 0.5 to 10 hours), and sulfur and sulfur dioxide (used in an organic solvent such as benzene or chlorobenzene, at a temperature of from 150°C to 200°C for from 0.5 to 30 hours).

The above-mentioned compounds (II), (III), (IV), (VI), (VII), (VIII), (IX) and (X) are novel compounds, and are useful as intermediate products for preparing the compound of the formula (I) of the present invention.

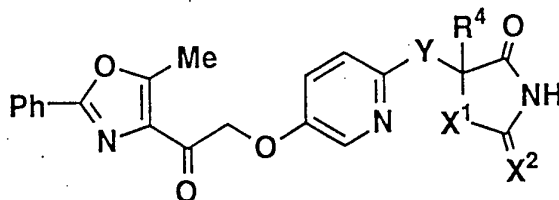
The following Tables 1 to 16 illustrate examples of the compounds having the formulas (I-1), (I-2) and (I-3)

- 60 -

of the present invention. Furthermore, the pyridine-N-oxides obtained by oxidizing a nitrogen atom on a pyridine ring and the salts derived by treating a basic nitrogen on a thiazolidine ring by means of a well known method are also the compounds of the present invention.

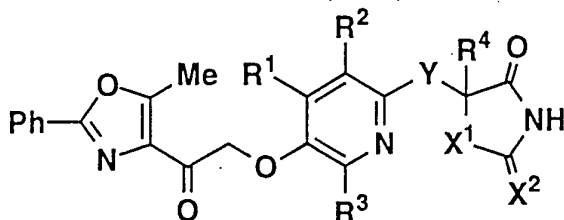
- 61 -

Table 1



Y	R ⁴	X ¹	X ²
-C(Me)=	bond with R ⁷	S	O
-CH ₂ -	Me	S	O
-CH(Me)-	H	S	O
-CH(Me)-	Me	S	O
-SO ₂ -	H	S	O
-SO ₂ -	Me	S	O
-CH=	bond with R ⁷	S	O
-CH=	bond with R ⁷	S	S
-CH=	bond with R ⁷	O	S
-CH=	bond with R ⁷	O	O
-CH=	bond with R ⁷	S	NH
-CH ₂ -	H	S	O
-CH ₂ -	H	S	S
-CH ₂ -	H	O	S
-CH ₂ -	H	O	O
-CH ₂ -	H	S	NH

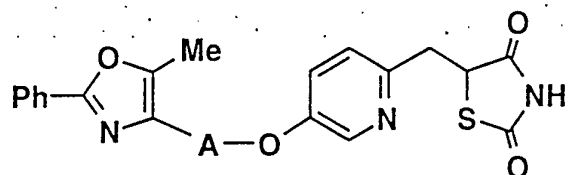
Table 2



R ¹	R ²	R ³	Y	R ⁴	X ¹	X ²
H	Cl	H	-CH=	bond with R ⁷	S	O
Br	H	Br	-CH=	bond with R ⁷	S	O
I	H	H	-CH=	bond with R ⁷	S	O
H	OMe	H	-CH=	bond with R ⁷	S	O
OMe	H	H	-CH=	bond with R ⁷	S	O
H	Me	H	-CH=	bond with R ⁷	S	O
Me	H	H	-CH=	bond with R ⁷	S	O
H	H	Me	-CH=	bond with R ⁷	S	O
H	OH	H	-CH=	bond with R ⁷	S	O
OH	H	H	-CH=	bond with R ⁷	S	O
H	Cl	H	-CH ₂ -	H	S	O
Br	H	Br	-CH ₂ -	H	S	O
H	OMe	H	-CH ₂ -	H	S	O
OMe	H	H	-CH ₂ -	H	S	O
H	Me	H	-CH ₂ -	H	S	O
Me	H	H	-CH ₂ -	H	S	O
H	H	Me	-CH ₂ -	H	S	O
H	OH	H	-CH ₂ -	H	S	O
OH	H	H	-CH ₂ -	H	S	O

- 63 -

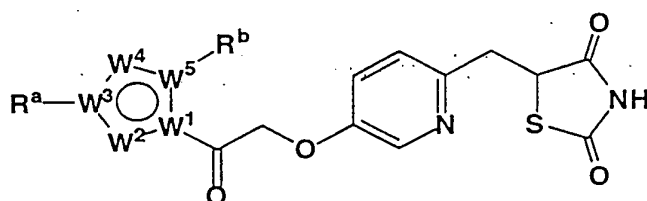
Table 3



 A

- CH₂-
 - CH(Me)-
 - C(Me)₂-
 - CH₂CH₂-
 - CH₂CH(Me)-
 - CH₂C(Me)₂-
 - COCH₂-
 - COCH(Me)-
 - COC(Me)₂-
 - CH(OH)CH₂-
 - CH(OH)CH(Me)-
 - CH(OH)C(Me)₂-
 - CH=CH-
 - CH=CH(Me)-
 - C≡C-
-

Table 4



W ¹	W ²	W ³	W ⁴	W ⁵	R ^a	R ^b
C	N	C	O	C	Ph	H
C	N	C	O	C	Ph	Me
C	N	C	O	C	Ph	Et
C	N	C	O	C	Ph	n-Hex
C	N	C	O	C	Ph	c-Pr
C	N	C	O	C	Ph	c-Hex
C	N	C	O	C	Ph	OH
C	N	C	O	C	Ph	CH ₂ OH
C	N	C	O	C	Ph	OMe
C	N	C	O	C	Ph	SMe
C	N	C	O	C	Ph	Cl
C	N	C	O	C	Ph	CF ₃
C	N	C	O	C	Ph	Ph
C	N	C	O	C	H	H
C	N	C	O	C	H	Me
C	N	C	O	C	H	Et
C	N	C	O	C	H	n-Hex
C	N	C	O	C	H	c-Pr
C	N	C	O	C	H	c-Hex
C	N	C	O	C	H	OH
C	N	C	O	C	H	CH ₂ OH
C	N	C	O	C	H	OMe
C	N	C	O	C	H	SMe
C	N	C	O	C	H	Cl
C	N	C	O	C	H	CF ₃
C	N	C	O	C	H	Ph
C	N	C	O	C	Me	H
C	N	C	O	C	Me	Me
C	N	C	O	C	Me	Et
C	N	C	O	C	Me	n-Hex
C	N	C	O	C	Me	c-Pr
C	N	C	O	C	Me	c-Hex
C	N	C	O	C	Me	OH
C	N	C	O	C	Me	CH ₂ OH
C	N	C	O	C	Me	OMe

W ¹	W ²	W ³	W ⁴	W ⁵	R ^a	R ^b
C	N	C	O	C	Me	SMe
C	N	C	O	C	Me	Cl
C	N	C	O	C	Me	CF ₃
C	N	C	O	C	Me	Ph
C	N	C	O	C	Et	H
C	N	C	O	C	Et	Me
C	N	C	O	C	Et	Et
C	N	C	O	C	Et	n-Hex
C	N	C	O	C	Et	c-Pr
C	N	C	O	C	Et	c-Hex
C	N	C	O	C	Et	OH
C	N	C	O	C	Et	CH ₂ OH
C	N	C	O	C	Et	OMe
C	N	C	O	C	Et	SMe
C	N	C	O	C	Et	Cl
C	N	C	O	C	Et	CF ₃
C	N	C	O	C	Et	Ph
C	N	C	O	C	n-Pr	H
C	N	C	O	C	n-Pr	Me
C	N	C	O	C	n-Pr	Et
C	N	C	O	C	n-Pr	n-Hex
C	N	C	O	C	n-Pr	c-Pr
C	N	C	O	C	n-Pr	c-Hex
C	N	C	O	C	n-Pr	OH
C	N	C	O	C	n-Pr	CH ₂ OH
C	N	C	O	C	n-Pr	OMe
C	N	C	O	C	n-Pr	SMe
C	N	C	O	C	n-Pr	Cl
C	N	C	O	C	n-Pr	CF ₃
C	N	C	O	C	n-Pr	Ph
C	N	C	O	C	n-Hex	H
C	N	C	O	C	n-Hex	Me
C	N	C	O	C	n-Hex	Et
C	N	C	O	C	n-Hex	n-Hex
C	N	C	O	C	n-Hex	c-Pr
C	N	C	O	C	n-Hex	c-Hex
C	N	C	O	C	n-Hex	OH
C	N	C	O	C	n-Hex	CH ₂ OH
C	N	C	O	C	n-Hex	OMe
C	N	C	O	C	n-Hex	SMe
C	N	C	O	C	n-Hex	Cl
C	N	C	O	C	n-Hex	CF ₃
C	N	C	O	C	n-Hex	Ph
C	N	C	O	C	i-Pr	H

W ¹	W ²	W ³	W ⁴	W ⁵	R ^a	R ^b
C	N	C	O	C	i-Pr	Me
C	N	C	O	C	i-Pr	Et
C	N	C	O	C	i-Pr	n-Hex
C	N	C	O	C	i-Pr	c-Pr
C	N	C	O	C	i-Pr	c-Hex
C	N	C	O	C	i-Pr	OH
C	N	C	O	C	i-Pr	CH ₂ OH
C	N	C	O	C	i-Pr	OMe
C	N	C	O	C	i-Pr	SMe
C	N	C	O	C	i-Pr	Cl
C	N	C	O	C	i-Pr	CF ₃
C	N	C	O	C	i-Pr	Ph
C	N	C	O	C	t-Bu	H
C	N	C	O	C	t-Bu	Me
C	N	C	O	C	t-Bu	Et
C	N	C	O	C	t-Bu	n-Hex
C	N	C	O	C	t-Bu	c-Pr
C	N	C	O	C	t-Bu	c-Hex
C	N	C	O	C	t-Bu	OH
C	N	C	O	C	t-Bu	CH ₂ OH
C	N	C	O	C	t-Bu	OMe
C	N	C	O	C	t-Bu	SMe
C	N	C	O	C	t-Bu	Cl
C	N	C	O	C	t-Bu	CF ₃
C	N	C	O	C	t-Bu	Ph
C	N	C	O	C	c-Hex	H
C	N	C	O	C	c-Hex	Me
C	N	C	O	C	c-Hex	Et
C	N	C	O	C	c-Hex	n-Hex
C	N	C	O	C	c-Hex	c-Pr
C	N	C	O	C	c-Hex	c-Hex
C	N	C	O	C	c-Hex	OH
C	N	C	O	C	c-Hex	CH ₂ OH
C	N	C	O	C	c-Hex	OMe
C	N	C	O	C	c-Hex	SMe
C	N	C	O	C	c-Hex	Cl
C	N	C	O	C	c-Hex	CF ₃
C	N	C	O	C	c-Hex	Ph
C	N	C	O	C	3-c-hexenyl	H
C	N	C	O	C	3-c-hexenyl	Me
C	N	C	O	C	3-c-hexenyl	Et
C	N	C	O	C	3-c-hexenyl	n-Hex
C	N	C	O	C	3-c-hexenyl	c-Pr
C	N	C	O	C	3-c-hexenyl	c-Hex

W ¹	W ²	W ³	W ⁴	W ⁵	R ^a	R ^b
C	N	C	O	C	3-c-hexenyl	OH
C	N	C	O	C	3-c-hexenyl	CH ₂ OH
C	N	C	O	C	3-c-hexenyl	OMe
C	N	C	O	C	3-c-hexenyl	SMe
C	N	C	O	C	3-c-hexenyl	Cl
C	N	C	O	C	3-c-hexenyl	CF ₃
C	N	C	O	C	3-c-hexenyl	Ph
C	N	C	O	C	CH ₂ OH	H
C	N	C	O	C	CH ₂ OH	Me
C	N	C	O	C	CH ₂ OH	Et
C	N	C	O	C	CH ₂ OH	n-Hex
C	N	C	O	C	CH ₂ OH	c-Pr
C	N	C	O	C	CH ₂ OH	c-Hex
C	N	C	O	C	CH ₂ OH	OH
C	N	C	O	C	CH ₂ OH	CH ₂ OH
C	N	C	O	C	CH ₂ OH	OMe
C	N	C	O	C	CH ₂ OH	SMe
C	N	C	O	C	CH ₂ OH	Cl
C	N	C	O	C	CH ₂ OH	CF ₃
C	N	C	O	C	CH ₂ OH	Ph
C	N	C	O	C	CH ₂ Ph	H
C	N	C	O	C	CH ₂ Ph	Me
C	N	C	O	C	CH ₂ Ph	Et
C	N	C	O	C	CH ₂ Ph	n-Hex
C	N	C	O	C	CH ₂ Ph	c-Pr
C	N	C	O	C	CH ₂ Ph	c-Hex
C	N	C	O	C	CH ₂ Ph	OH
C	N	C	O	C	CH ₂ Ph	CH ₂ OH
C	N	C	O	C	CH ₂ Ph	OMe
C	N	C	O	C	CH ₂ Ph	SMe
C	N	C	O	C	CH ₂ Ph	Cl
C	N	C	O	C	CH ₂ Ph	CF ₃
C	N	C	O	C	CH ₂ Ph	Ph
C	N	C	O	C	α -naphthyl	H
C	N	C	O	C	α -naphthyl	Me
C	N	C	O	C	α -naphthyl	Et
C	N	C	O	C	α -naphthyl	n-Hex
C	N	C	O	C	α -naphthyl	c-Pr
C	N	C	O	C	α -naphthyl	c-Hex
C	N	C	O	C	α -naphthyl	OH
C	N	C	O	C	α -naphthyl	CH ₂ OH
C	N	C	O	C	α -naphthyl	OMe
C	N	C	O	C	α -naphthyl	SMe
C	N	C	O	C	α -naphthyl	Cl

W ¹	W ²	W ³	W ⁴	W ⁵	R ^a	R ^b
C	N	C	O	C	α -naphthyl	CF ₃
C	N	C	O	C	α -naphthyl	Ph
C	N	C	O	C	β -naphthyl	H
C	N	C	O	C	β -naphthyl	Me
C	N	C	O	C	β -naphthyl	Et
C	N	C	O	C	β -naphthyl	n-Hex
C	N	C	O	C	β -naphthyl	c-Pr
C	N	C	O	C	β -naphthyl	c-Hex
C	N	C	O	C	β -naphthyl	OH
C	N	C	O	C	β -naphthyl	CH ₂ OH
C	N	C	O	C	β -naphthyl	OMe
C	N	C	O	C	β -naphthyl	SMe
C	N	C	O	C	β -naphthyl	Cl
C	N	C	O	C	β -naphthyl	CF ₃
C	N	C	O	C	β -naphthyl	Ph
C	N	C	O	C	2-pyridyl	H
C	N	C	O	C	2-pyridyl	Me
C	N	C	O	C	2-pyridyl	Et
C	N	C	O	C	2-pyridyl	n-Hex
C	N	C	O	C	2-pyridyl	c-Pr
C	N	C	O	C	2-pyridyl	c-Hex
C	N	C	O	C	2-pyridyl	OH
C	N	C	O	C	2-pyridyl	CH ₂ OH
C	N	C	O	C	2-pyridyl	OMe
C	N	C	O	C	2-pyridyl	SMe
C	N	C	O	C	2-pyridyl	Cl
C	N	C	O	C	2-pyridyl	CF ₃
C	N	C	O	C	2-pyridyl	Ph
C	N	C	O	C	3-pyridyl	H
C	N	C	O	C	3-pyridyl	Me
C	N	C	O	C	3-pyridyl	Et
C	N	C	O	C	3-pyridyl	n-Hex
C	N	C	O	C	3-pyridyl	c-Pr
C	N	C	O	C	3-pyridyl	c-Hex
C	N	C	O	C	3-pyridyl	OH
C	N	C	O	C	3-pyridyl	CH ₂ OH
C	N	C	O	C	3-pyridyl	OMe
C	N	C	O	C	3-pyridyl	SMe
C	N	C	O	C	3-pyridyl	Cl
C	N	C	O	C	3-pyridyl	CF ₃
C	N	C	O	C	3-pyridyl	Ph
C	N	C	O	C	4-pyridyl	H
C	N	C	O	C	4-pyridyl	Me
C	N	C	O	C	4-pyridyl	Et

W ¹	W ²	W ³	W ⁴	W ⁵	R ^a	R ^b
C	N	C	O	C	4-pyridyl	n-Hex
C	N	C	O	C	4-pyridyl	c-Pr
C	N	C	O	C	4-pyridyl	c-Hex
C	N	C	O	C	4-pyridyl	OH
C	N	C	O	C	4-pyridyl	CH ₂ OH
C	N	C	O	C	4-pyridyl	OMe
C	N	C	O	C	4-pyridyl	SMe
C	N	C	O	C	4-pyridyl	Cl
C	N	C	O	C	4-pyridyl	CF ₃
C	N	C	O	C	4-pyridyl	Ph
C	N	C	O	C	2-furanyl	H
C	N	C	O	C	2-furanyl	Me
C	N	C	O	C	2-furanyl	Et
C	N	C	O	C	2-furanyl	n-Hex
C	N	C	O	C	2-furanyl	c-Pr
C	N	C	O	C	2-furanyl	c-Hex
C	N	C	O	C	2-furanyl	OH
C	N	C	O	C	2-furanyl	CH ₂ OH
C	N	C	O	C	2-furanyl	OMe
C	N	C	O	C	2-furanyl	SMe
C	N	C	O	C	2-furanyl	Cl
C	N	C	O	C	2-furanyl	CF ₃
C	N	C	O	C	2-furanyl	Ph
C	N	C	O	C	2-thienyl	H
C	N	C	O	C	2-thienyl	Me
C	N	C	O	C	2-thienyl	Et
C	N	C	O	C	2-thienyl	n-Hex
C	N	C	O	C	2-thienyl	c-Pr
C	N	C	O	C	2-thienyl	c-Hex
C	N	C	O	C	2-thienyl	OH
C	N	C	O	C	2-thienyl	CH ₂ OH
C	N	C	O	C	2-thienyl	OMe
C	N	C	O	C	2-thienyl	SMe
C	N	C	O	C	2-thienyl	Cl
C	N	C	O	C	2-thienyl	CF ₃
C	N	C	O	C	2-thienyl	Ph
C	N	C	O	C	2-tolyl	H
C	N	C	O	C	2-tolyl	Me
C	N	C	O	C	2-tolyl	Et
C	N	C	O	C	2-tolyl	n-Hex
C	N	C	O	C	2-tolyl	c-Pr
C	N	C	O	C	2-tolyl	c-Hex
C	N	C	O	C	2-tolyl	OH
C	N	C	O	C	2-tolyl	CH ₂ OH

W ¹	W ²	W ³	W ⁴	W ⁵	R ^a	R ^b
C	N	C	O	C	2-tolyl	OMe
C	N	C	O	C	2-tolyl	SMe
C	N	C	O	C	2-tolyl	Cl
C	N	C	O	C	2-tolyl	CF ₃
C	N	C	O	C	2-tolyl	Ph
C	N	C	O	C	3-tolyl	H
C	N	C	O	C	3-tolyl	Me
C	N	C	O	C	3-tolyl	Et
C	N	C	O	C	3-tolyl	n-Hex
C	N	C	O	C	3-tolyl	c-Pr
C	N	C	O	C	3-tolyl	c-Hex
C	N	C	O	C	3-tolyl	OH
C	N	C	O	C	3-tolyl	CH ₂ OH
C	N	C	O	C	3-tolyl	OMe
C	N	C	O	C	3-tolyl	SMe
C	N	C	O	C	3-tolyl	Cl
C	N	C	O	C	3-tolyl	CF ₃
C	N	C	O	C	3-tolyl	Ph
C	N	C	O	C	4-tolyl	H
C	N	C	O	C	4-tolyl	Me
C	N	C	O	C	4-tolyl	Et
C	N	C	O	C	4-tolyl	n-Hex
C	N	C	O	C	4-tolyl	c-Pr
C	N	C	O	C	4-tolyl	c-Hex
C	N	C	O	C	4-tolyl	OH
C	N	C	O	C	4-tolyl	CH ₂ OH
C	N	C	O	C	4-tolyl	OMe
C	N	C	O	C	4-tolyl	SMe
C	N	C	O	C	4-tolyl	Cl
C	N	C	O	C	4-tolyl	CF ₃
C	N	C	O	C	4-tolyl	Ph
C	N	C	O	C	Ph-2,3-Me ₂	H
C	N	C	O	C	Ph-2,3-Me ₂	Me
C	N	C	O	C	Ph-2,3-Me ₂	Et
C	N	C	O	C	Ph-2,3-Me ₂	n-Hex
C	N	C	O	C	Ph-2,3-Me ₂	c-Pr
C	N	C	O	C	Ph-2,3-Me ₂	c-Hex
C	N	C	O	C	Ph-2,3-Me ₂	OH
C	N	C	O	C	Ph-2,3-Me ₂	CH ₂ OH
C	N	C	O	C	Ph-2,3-Me ₂	OMe
C	N	C	O	C	Ph-2,3-Me ₂	SMe
C	N	C	O	C	Ph-2,3-Me ₂	Cl
C	N	C	O	C	Ph-2,3-Me ₂	CF ₃
C	N	C	O	C	Ph-2,3-Me ₂	Ph

W ¹	W ²	W ³	W ⁴	W ⁵	R ^a	R ^b
C	N	C	O	C	Ph-3,4-Me ₂	H
C	N	C	O	C	Ph-3,4-Me ₂	Me
C	N	C	O	C	Ph-3,4-Me ₂	Et
C	N	C	O	C	Ph-3,4-Me ₂	n-Hex
C	N	C	O	C	Ph-3,4-Me ₂	c-Pr
C	N	C	O	C	Ph-3,4-Me ₂	c-Hex
C	N	C	O	C	Ph-3,4-Me ₂	OH
C	N	C	O	C	Ph-3,4-Me ₂	CH ₂ OH
C	N	C	O	C	Ph-3,4-Me ₂	OMe
C	N	C	O	C	Ph-3,4-Me ₂	SMe
C	N	C	O	C	Ph-3,4-Me ₂	Cl
C	N	C	O	C	Ph-3,4-Me ₂	CF ₃
C	N	C	O	C	Ph-3,4-Me ₂	Ph
C	N	C	O	C	Ph-3,5-Me ₂	H
C	N	C	O	C	Ph-3,5-Me ₂	Me
C	N	C	O	C	Ph-3,5-Me ₂	Et
C	N	C	O	C	Ph-3,5-Me ₂	n-Hex
C	N	C	O	C	Ph-3,5-Me ₂	c-Pr
C	N	C	O	C	Ph-3,5-Me ₂	c-Hex
C	N	C	O	C	Ph-3,5-Me ₂	OH
C	N	C	O	C	Ph-3,5-Me ₂	CH ₂ OH
C	N	C	O	C	Ph-3,5-Me ₂	OMe
C	N	C	O	C	Ph-3,5-Me ₂	SMe
C	N	C	O	C	Ph-3,5-Me ₂	Cl
C	N	C	O	C	Ph-3,5-Me ₂	CF ₃
C	N	C	O	C	Ph-3,5-Me ₂	Ph
C	N	C	O	C	Ph-2,6-Me ₂	H
C	N	C	O	C	Ph-2,6-Me ₂	Me
C	N	C	O	C	Ph-2,6-Me ₂	Et
C	N	C	O	C	Ph-2,6-Me ₂	n-Hex
C	N	C	O	C	Ph-2,6-Me ₂	c-Pr
C	N	C	O	C	Ph-2,6-Me ₂	c-Hex
C	N	C	O	C	Ph-2,6-Me ₂	OH
C	N	C	O	C	Ph-2,6-Me ₂	CH ₂ OH
C	N	C	O	C	Ph-2,6-Me ₂	OMe
C	N	C	O	C	Ph-2,6-Me ₂	SMe
C	N	C	O	C	Ph-2,6-Me ₂	Cl
C	N	C	O	C	Ph-2,6-Me ₂	CF ₃
C	N	C	O	C	Ph-2,6-Me ₂	Ph
C	N	C	O	C	Ph-2-Cl	H
C	N	C	O	C	Ph-2-Cl	Me
C	N	C	O	C	Ph-2-Cl	Et
C	N	C	O	C	Ph-2-Cl	n-Hex
C	N	C	O	C	Ph-2-Cl	c-Pr

W ¹	W ²	W ³	W ⁴	W ⁵	R ^a	R ^b
C	N	C	O	C	Ph-2-Cl	c-Hex
C	N	C	O	C	Ph-2-Cl	OH
C	N	C	O	C	Ph-2-Cl	CH ₂ OH
C	N	C	O	C	Ph-2-Cl	OMe
C	N	C	O	C	Ph-2-Cl	SMe
C	N	C	O	C	Ph-2-Cl	Cl
C	N	C	O	C	Ph-2-Cl	CF ₃
C	N	C	O	C	Ph-2-Cl	Ph
C	N	C	O	C	Ph-3-Cl	H
C	N	C	O	C	Ph-3-Cl	Me
C	N	C	O	C	Ph-3-Cl	Et
C	N	C	O	C	Ph-3-Cl	n-Hex
C	N	C	O	C	Ph-3-Cl	c-Pr
C	N	C	O	C	Ph-3-Cl	c-Hex
C	N	C	O	C	Ph-3-Cl	OH
C	N	C	O	C	Ph-3-Cl	CH ₂ OH
C	N	C	O	C	Ph-3-Cl	OMe
C	N	C	O	C	Ph-3-Cl	SMe
C	N	C	O	C	Ph-3-Cl	Cl
C	N	C	O	C	Ph-3-Cl	CF ₃
C	N	C	O	C	Ph-3-Cl	Ph
C	N	C	O	C	Ph-4-Cl	H
C	N	C	O	C	Ph-4-Cl	Me
C	N	C	O	C	Ph-4-Cl	Et
C	N	C	O	C	Ph-4-Cl	n-Hex
C	N	C	O	C	Ph-4-Cl	c-Pr
C	N	C	O	C	Ph-4-Cl	c-Hex
C	N	C	O	C	Ph-4-Cl	OH
C	N	C	O	C	Ph-4-Cl	CH ₂ OH
C	N	C	O	C	Ph-4-Cl	OMe
C	N	C	O	C	Ph-4-Cl	SMe
C	N	C	O	C	Ph-4-Cl	Cl
C	N	C	O	C	Ph-4-Cl	CF ₃
C	N	C	O	C	Ph-4-Cl	Ph
C	N	C	O	C	Ph-3,4-Cl ₂	H
C	N	C	O	C	Ph-3,4-Cl ₂	Me
C	N	C	O	C	Ph-3,4-Cl ₂	Et
C	N	C	O	C	Ph-3,4-Cl ₂	n-Hex
C	N	C	O	C	Ph-3,4-Cl ₂	c-Pr
C	N	C	O	C	Ph-3,4-Cl ₂	c-Hex
C	N	C	O	C	Ph-3,4-Cl ₂	OH
C	N	C	O	C	Ph-3,4-Cl ₂	CH ₂ OH
C	N	C	O	C	Ph-3,4-Cl ₂	OMe
C	N	C	O	C	Ph-3,4-Cl ₂	SMe

W ¹	W ²	W ³	W ⁴	W ⁵	R ^a	R ^b
C	N	C	O	C	Ph-3,4-Cl ₂	Cl
C	N	C	O	C	Ph-3,4-Cl ₂	CF ₃
C	N	C	O	C	Ph-3,4-Cl ₂	Ph
C	N	C	O	C	Ph-4-F	H
C	N	C	O	C	Ph-4-F	Me
C	N	C	O	C	Ph-4-F	Et
C	N	C	O	C	Ph-4-F	n-Hex
C	N	C	O	C	Ph-4-F	c-Pr
C	N	C	O	C	Ph-4-F	c-Hex
C	N	C	O	C	Ph-4-F	OH
C	N	C	O	C	Ph-4-F	CH ₂ OH
C	N	C	O	C	Ph-4-F	OMe
C	N	C	O	C	Ph-4-F	SMe
C	N	C	O	C	Ph-4-F	Cl
C	N	C	O	C	Ph-4-F	CF ₃
C	N	C	O	C	Ph-4-F	Ph
C	N	C	O	C	Ph-4-Br	H
C	N	C	O	C	Ph-4-Br	Me
C	N	C	O	C	Ph-4-Br	Et
C	N	C	O	C	Ph-4-Br	n-Hex
C	N	C	O	C	Ph-4-Br	c-Pr
C	N	C	O	C	Ph-4-Br	c-Hex
C	N	C	O	C	Ph-4-Br	OH
C	N	C	O	C	Ph-4-Br	CH ₂ OH
C	N	C	O	C	Ph-4-Br	OMe
C	N	C	O	C	Ph-4-Br	SMe
C	N	C	O	C	Ph-4-Br	Cl
C	N	C	O	C	Ph-4-Br	CF ₃
C	N	C	O	C	Ph-4-Br	Ph
C	N	C	O	C	Ph-2-OMe	H
C	N	C	O	C	Ph-2-OMe	Me
C	N	C	O	C	Ph-2-OMe	Et
C	N	C	O	C	Ph-2-OMe	n-Hex
C	N	C	O	C	Ph-2-OMe	c-Pr
C	N	C	O	C	Ph-2-OMe	c-Hex
C	N	C	O	C	Ph-2-OMe	OH
C	N	C	O	C	Ph-2-OMe	CH ₂ OH
C	N	C	O	C	Ph-2-OMe	OMe
C	N	C	O	C	Ph-2-OMe	SMe
C	N	C	O	C	Ph-2-OMe	Cl
C	N	C	O	C	Ph-2-OMe	CF ₃
C	N	C	O	C	Ph-2-OMe	Ph
C	N	C	O	C	Ph-3-OMe	H
C	N	C	O	C	Ph-3-OMe	Me

W ¹	W ²	W ³	W ⁴	W ⁵	R ^a	R ^b
C	N	C	O	C	Ph-3-OMe	Et
C	N	C	O	C	Ph-3-OMe	n-Hex
C	N	C	O	C	Ph-3-OMe	c-Pr
C	N	C	O	C	Ph-3-OMe	c-Hex
C	N	C	O	C	Ph-3-OMe	OH
C	N	C	O	C	Ph-3-OMe	CH ₂ OH
C	N	C	O	C	Ph-3-OMe	OMe
C	N	C	O	C	Ph-3-OMe	SMe
C	N	C	O	C	Ph-3-OMe	Cl
C	N	C	O	C	Ph-3-OMe	CF ₃
C	N	C	O	C	Ph-3-OMe	Ph
C	N	C	O	C	Ph-4-OMe	H
C	N	C	O	C	Ph-4-OMe	Me
C	N	C	O	C	Ph-4-OMe	Et
C	N	C	O	C	Ph-4-OMe	n-Hex
C	N	C	O	C	Ph-4-OMe	c-Pr
C	N	C	O	C	Ph-4-OMe	c-Hex
C	N	C	O	C	Ph-4-OMe	OH
C	N	C	O	C	Ph-4-OMe	CH ₂ OH
C	N	C	O	C	Ph-4-OMe	OMe
C	N	C	O	C	Ph-4-OMe	SMe
C	N	C	O	C	Ph-4-OMe	Cl
C	N	C	O	C	Ph-4-OMe	CF ₃
C	N	C	O	C	Ph-4-OMe	Ph
C	N	C	O	C	Ph-3,4-(OMe) ₂	H
C	N	C	O	C	Ph-3,4-(OMe) ₂	Me
C	N	C	O	C	Ph-3,4-(OMe) ₂	Et
C	N	C	O	C	Ph-3,4-(OMe) ₂	n-Hex
C	N	C	O	C	Ph-3,4-(OMe) ₂	c-Pr
C	N	C	O	C	Ph-3,4-(OMe) ₂	c-Hex
C	N	C	O	C	Ph-3,4-(OMe) ₂	OH
C	N	C	O	C	Ph-3,4-(OMe) ₂	CH ₂ OH
C	N	C	O	C	Ph-3,4-(OMe) ₂	OMe
C	N	C	O	C	Ph-3,4-(OMe) ₂	SMe
C	N	C	O	C	Ph-3,4-(OMe) ₂	Cl
C	N	C	O	C	Ph-3,4-(OMe) ₂	CF ₃
C	N	C	O	C	Ph-3,4-(OMe) ₂	Ph
C	N	C	O	C	Ph-2-OH	H
C	N	C	O	C	Ph-2-OH	Me
C	N	C	O	C	Ph-2-OH	Et
C	N	C	O	C	Ph-2-OH	n-Hex
C	N	C	O	C	Ph-2-OH	c-Pr
C	N	C	O	C	Ph-2-OH	c-Hex
C	N	C	O	C	Ph-2-OH	OH

W ¹	W ²	W ³	W ⁴	W ⁵	R ^a	R ^b
C	N	C	O	C	Ph-2-OH	CH ₂ OH
C	N	C	O	C	Ph-2-OH	OMe
C	N	C	O	C	Ph-2-OH	SMe
C	N	C	O	C	Ph-2-OH	Cl
C	N	C	O	C	Ph-2-OH	CF ₃
C	N	C	O	C	Ph-2-OH	Ph
C	N	C	O	C	Ph-3-OH	H
C	N	C	O	C	Ph-3-OH	Me
C	N	C	O	C	Ph-3-OH	Et
C	N	C	O	C	Ph-3-OH	n-Hex
C	N	C	O	C	Ph-3-OH	c-Pr
C	N	C	O	C	Ph-3-OH	c-Hex
C	N	C	O	C	Ph-3-OH	OH
C	N	C	O	C	Ph-3-OH	CH ₂ OH
C	N	C	O	C	Ph-3-OH	OMe
C	N	C	O	C	Ph-3-OH	SMe
C	N	C	O	C	Ph-3-OH	Cl
C	N	C	O	C	Ph-3-OH	CF ₃
C	N	C	O	C	Ph-3-OH	Ph
C	N	C	O	C	Ph-4-OH	H
C	N	C	O	C	Ph-4-OH	Me
C	N	C	O	C	Ph-4-OH	Et
C	N	C	O	C	Ph-4-OH	n-Hex
C	N	C	O	C	Ph-4-OH	c-Pr
C	N	C	O	C	Ph-4-OH	c-Hex
C	N	C	O	C	Ph-4-OH	OH
C	N	C	O	C	Ph-4-OH	CH ₂ OH
C	N	C	O	C	Ph-4-OH	OMe
C	N	C	O	C	Ph-4-OH	SMe
C	N	C	O	C	Ph-4-OH	Cl
C	N	C	O	C	Ph-4-OH	CF ₃
C	N	C	O	C	Ph-4-OH	Ph
C	N	C	O	C	Ph-3,4-(OH) ₂	H
C	N	C	O	C	Ph-3,4-(OH) ₂	Me
C	N	C	O	C	Ph-3,4-(OH) ₂	Et
C	N	C	O	C	Ph-3,4-(OH) ₂	n-Hex
C	N	C	O	C	Ph-3,4-(OH) ₂	c-Pr
C	N	C	O	C	Ph-3,4-(OH) ₂	c-Hex
C	N	C	O	C	Ph-3,4-(OH) ₂	OH
C	N	C	O	C	Ph-3,4-(OH) ₂	CH ₂ OH
C	N	C	O	C	Ph-3,4-(OH) ₂	OMe
C	N	C	O	C	Ph-3,4-(OH) ₂	SMe
C	N	C	O	C	Ph-3,4-(OH) ₂	Cl
C	N	C	O	C	Ph-3,4-(OH) ₂	CF ₃

W ¹	W ²	W ³	W ⁴	W ⁵	R ^a	R ^b
C	N	C	O	C	Ph-3,4-(OH) ₂	Ph
C	N	C	O	C	Ph-3-SMe	H
C	N	C	O	C	Ph-3-SMe	Me
C	N	C	O	C	Ph-3-SMe	Et
C	N	C	O	C	Ph-3-SMe	n-Hex
C	N	C	O	C	Ph-3-SMe	c-Pr
C	N	C	O	C	Ph-3-SMe	c-Hex
C	N	C	O	C	Ph-3-SMe	OH
C	N	C	O	C	Ph-3-SMe	CH ₂ OH
C	N	C	O	C	Ph-3-SMe	OMe
C	N	C	O	C	Ph-3-SMe	SMe
C	N	C	O	C	Ph-3-SMe	Cl
C	N	C	O	C	Ph-3-SMe	CF ₃
C	N	C	O	C	Ph-3-SMe	Ph
C	N	C	O	C	Ph-3-CF ₃	H
C	N	C	O	C	Ph-3-CF ₃	Me
C	N	C	O	C	Ph-3-CF ₃	Et
C	N	C	O	C	Ph-3-CF ₃	n-Hex
C	N	C	O	C	Ph-3-CF ₃	c-Pr
C	N	C	O	C	Ph-3-CF ₃	c-Hex
C	N	C	O	C	Ph-3-CF ₃	OH
C	N	C	O	C	Ph-3-CF ₃	CH ₂ OH
C	N	C	O	C	Ph-3-CF ₃	OMe
C	N	C	O	C	Ph-3-CF ₃	SMe
C	N	C	O	C	Ph-3-CF ₃	Cl
C	N	C	O	C	Ph-3-CF ₃	CF ₃
C	N	C	O	C	Ph-3-CF ₃	Ph
C	N	C	O	C	Ph-3-NO ₂	H
C	N	C	O	C	Ph-3-NO ₂	Me
C	N	C	O	C	Ph-3-NO ₂	Et
C	N	C	O	C	Ph-3-NO ₂	n-Hex
C	N	C	O	C	Ph-3-NO ₂	c-Pr
C	N	C	O	C	Ph-3-NO ₂	c-Hex
C	N	C	O	C	Ph-3-NO ₂	OH
C	N	C	O	C	Ph-3-NO ₂	CH ₂ OH
C	N	C	O	C	Ph-3-NO ₂	OMe
C	N	C	O	C	Ph-3-NO ₂	SMe
C	N	C	O	C	Ph-3-NO ₂	Cl
C	N	C	O	C	Ph-3-NO ₂	CF ₃
C	N	C	O	C	Ph-3-NO ₂	Ph
C	N	C	O	C	Ph-4-NMe ₂	H
C	N	C	O	C	Ph-4-NMe ₂	Me
C	N	C	O	C	Ph-4-NMe ₂	Et
C	N	C	O	C	Ph-4-NMe ₂	n-Hex

W ¹	W ²	W ³	W ⁴	W ⁵	R ^a	R ^b
C	N	C	O	C	Ph-4-NMe ₂	c-Pr
C	N	C	O	C	Ph-4-NMe ₂	c-Hex
C	N	C	O	C	Ph-4-NMe ₂	OH
C	N	C	O	C	Ph-4-NMe ₂	CH ₂ OH
C	N	C	O	C	Ph-4-NMe ₂	OMe
C	N	C	O	C	Ph-4-NMe ₂	SMe
C	N	C	O	C	Ph-4-NMe ₂	Cl
C	N	C	O	C	Ph-4-NMe ₂	CF ₃
C	N	C	O	C	Ph-4-NMe ₂	Ph
C	N	C	S	C	Ph	H
C	N	C	S	C	Ph	Me
C	N	C	S	C	Ph	Et
C	N	C	S	C	Ph	n-Hex
C	N	C	S	C	Ph	c-Pr
C	N	C	S	C	Ph	c-Hex
C	N	C	S	C	Ph	OH
C	N	C	S	C	Ph	CH ₂ OH
C	N	C	S	C	Ph	OMe
C	N	C	S	C	Ph	SMe
C	N	C	S	C	Ph	Cl
C	N	C	S	C	Ph	CF ₃
C	N	C	S	C	Ph	Ph
C	N	C	S	C	H	H
C	N	C	S	C	H	Me
C	N	C	S	C	H	Et
C	N	C	S	C	H	n-Hex
C	N	C	S	C	H	c-Pr
C	N	C	S	C	H	c-Hex
C	N	C	S	C	H	OH
C	N	C	S	C	H	CH ₂ OH
C	N	C	S	C	H	OMe
C	N	C	S	C	H	SMe
C	N	C	S	C	H	Cl
C	N	C	S	C	H	CF ₃
C	N	C	S	C	H	Ph
C	N	C	S	C	Me	H
C	N	C	S	C	Me	Me
C	N	C	S	C	Me	Et
C	N	C	S	C	Me	n-Hex
C	N	C	S	C	Me	c-Pr
C	N	C	S	C	Me	c-Hex
C	N	C	S	C	Me	OH
C	N	C	S	C	Me	CH ₂ OH
C	N	C	S	C	Me	OMe

W ¹	W ²	W ³	W ⁴	W ⁵	R ^a	R ^b
C	N	C	S	C	Me	SMe
C	N	C	S	C	Me	Cl
C	N	C	S	C	Me	CF ₃
C	N	C	S	C	Me	Ph
C	N	C	S	C	Et	H
C	N	C	S	C	Et	Me
C	N	C	S	C	Et	Et
C	N	C	S	C	Et	n-Hex
C	N	C	S	C	Et	c-Pr
C	N	C	S	C	Et	c-Hex
C	N	C	S	C	Et	OH
C	N	C	S	C	Et	CH ₂ OH
C	N	C	S	C	Et	OMe
C	N	C	S	C	Et	SMe
C	N	C	S	C	Et	Cl
C	N	C	S	C	Et	CF ₃
C	N	C	S	C	Et	Ph
C	N	C	S	C	n-Pr	H
C	N	C	S	C	n-Pr	Me
C	N	C	S	C	n-Pr	Et
C	N	C	S	C	n-Pr	n-Hex
C	N	C	S	C	n-Pr	c-Pr
C	N	C	S	C	n-Pr	c-Hex
C	N	C	S	C	n-Pr	OH
C	N	C	S	C	n-Pr	CH ₂ OH
C	N	C	S	C	n-Pr	OMe
C	N	C	S	C	n-Pr	SMe
C	N	C	S	C	n-Pr	Cl
C	N	C	S	C	n-Pr	CF ₃
C	N	C	S	C	n-Pr	Ph
C	N	C	S	C	n-Hex	H
C	N	C	S	C	n-Hex	Me
C	N	C	S	C	n-Hex	Et
C	N	C	S	C	n-Hex	n-Hex
C	N	C	S	C	n-Hex	c-Pr
C	N	C	S	C	n-Hex	c-Hex
C	N	C	S	C	n-Hex	OH
C	N	C	S	C	n-Hex	CH ₂ OH
C	N	C	S	C	n-Hex	OMe
C	N	C	S	C	n-Hex	SMe
C	N	C	S	C	n-Hex	Cl
C	N	C	S	C	n-Hex	CF ₃
C	N	C	S	C	n-Hex	Ph
C	N	C	S	C	i-Pr	H

W ¹	W ²	W ³	W ⁴	W ⁵	R ^a	R ^b
C	N	C	S	C	i-Pr	Me
C	N	C	S	C	i-Pr	Et
C	N	C	S	C	i-Pr	n-Hex
C	N	C	S	C	i-Pr	c-Pr
C	N	C	S	C	i-Pr	c-Hex
C	N	C	S	C	i-Pr	OH
C	N	C	S	C	i-Pr	CH ₂ OH
C	N	C	S	C	i-Pr	OMe
C	N	C	S	C	i-Pr	SMe
C	N	C	S	C	i-Pr	Cl
C	N	C	S	C	i-Pr	CF ₃
C	N	C	S	C	i-Pr	Ph
C	N	C	S	C	t-Bu	H
C	N	C	S	C	t-Bu	Me
C	N	C	S	C	t-Bu	Et
C	N	C	S	C	t-Bu	n-Hex
C	N	C	S	C	t-Bu	c-Pr
C	N	C	S	C	t-Bu	c-Hex
C	N	C	S	C	t-Bu	OH
C	N	C	S	C	t-Bu	CH ₂ OH
C	N	C	S	C	t-Bu	OMe
C	N	C	S	C	t-Bu	SMe
C	N	C	S	C	t-Bu	Cl
C	N	C	S	C	t-Bu	CF ₃
C	N	C	S	C	t-Bu	Ph
C	N	C	S	C	c-Hex	H
C	N	C	S	C	c-Hex	Me
C	N	C	S	C	c-Hex	Et
C	N	C	S	C	c-Hex	n-Hex
C	N	C	S	C	c-Hex	c-Pr
C	N	C	S	C	c-Hex	c-Hex
C	N	C	S	C	c-Hex	OH
C	N	C	S	C	c-Hex	CH ₂ OH
C	N	C	S	C	c-Hex	OMe
C	N	C	S	C	c-Hex	SMe
C	N	C	S	C	c-Hex	Cl
C	N	C	S	C	c-Hex	CF ₃
C	N	C	S	C	c-Hex	Ph
C	N	C	S	C	3-c-hexenyl	H
C	N	C	S	C	3-c-hexenyl	Me
C	N	C	S	C	3-c-hexenyl	Et
C	N	C	S	C	3-c-hexenyl	n-Hex
C	N	C	S	C	3-c-hexenyl	c-Pr
C	N	C	S	C	3-c-hexenyl	c-Hex

W ¹	W ²	W ³	W ⁴	W ⁵	R ^a	R ^b
C	N	C	S	C	3-c-hexenyl	OH
C	N	C	S	C	3-c-hexenyl	CH ₂ OH
C	N	C	S	C	3-c-hexenyl	OMe
C	N	C	S	C	3-c-hexenyl	SMe
C	N	C	S	C	3-c-hexenyl	Cl
C	N	C	S	C	3-c-hexenyl	CF ₃
C	N	C	S	C	3-c-hexenyl	Ph
C	N	C	S	C	CH ₂ OH	H
C	N	C	S	C	CH ₂ OH	Me
C	N	C	S	C	CH ₂ OH	Et
C	N	C	S	C	CH ₂ OH	n-Hex
C	N	C	S	C	CH ₂ OH	c-Pr
C	N	C	S	C	CH ₂ OH	c-Hex
C	N	C	S	C	CH ₂ OH	OH
C	N	C	S	C	CH ₂ OH	CH ₂ OH
C	N	C	S	C	CH ₂ OH	OMe
C	N	C	S	C	CH ₂ OH	SMe
C	N	C	S	C	CH ₂ OH	Cl
C	N	C	S	C	CH ₂ OH	CF ₃
C	N	C	S	C	CH ₂ OH	Ph
C	N	C	S	C	CH ₂ Ph	H
C	N	C	S	C	CH ₂ Ph	Me
C	N	C	S	C	CH ₂ Ph	Et
C	N	C	S	C	CH ₂ Ph	n-Hex
C	N	C	S	C	CH ₂ Ph	c-Pr
C	N	C	S	C	CH ₂ Ph	c-Hex
C	N	C	S	C	CH ₂ Ph	OH
C	N	C	S	C	CH ₂ Ph	CH ₂ OH
C	N	C	S	C	CH ₂ Ph	OMe
C	N	C	S	C	CH ₂ Ph	SMe
C	N	C	S	C	CH ₂ Ph	Cl
C	N	C	S	C	CH ₂ Ph	CF ₃
C	N	C	S	C	CH ₂ Ph	Ph
C	N	C	S	C	α -naphthyl	H
C	N	C	S	C	α -naphthyl	Me
C	N	C	S	C	α -naphthyl	Et
C	N	C	S	C	α -naphthyl	n-Hex
C	N	C	S	C	α -naphthyl	c-Pr
C	N	C	S	C	α -naphthyl	c-Hex
C	N	C	S	C	α -naphthyl	OH
C	N	C	S	C	α -naphthyl	CH ₂ OH
C	N	C	S	C	α -naphthyl	OMe
C	N	C	S	C	α -naphthyl	SMe
C	N	C	S	C	α -naphthyl	Cl

W ¹	W ²	W ³	W ⁴	W ⁵	R ^a	R ^b
C	N	C	S	C	α -naphthyl	CF ₃
C	N	C	S	C	α -naphthyl	Ph
C	N	C	S	C	β -naphthyl	H
C	N	C	S	C	β -naphthyl	Me
C	N	C	S	C	β -naphthyl	Et
C	N	C	S	C	β -naphthyl	n-Hex
C	N	C	S	C	β -naphthyl	c-Pr
C	N	C	S	C	β -naphthyl	c-Hex
C	N	C	S	C	β -naphthyl	OH
C	N	C	S	C	β -naphthyl	CH ₂ OH
C	N	C	S	C	β -naphthyl	OMe
C	N	C	S	C	β -naphthyl	SMe
C	N	C	S	C	β -naphthyl	Cl
C	N	C	S	C	β -naphthyl	CF ₃
C	N	C	S	C	β -naphthyl	Ph
C	N	C	S	C	2-pyridyl	H
C	N	C	S	C	2-pyridyl	Me
C	N	C	S	C	2-pyridyl	Et
C	N	C	S	C	2-pyridyl	n-Hex
C	N	C	S	C	2-pyridyl	c-Pr
C	N	C	S	C	2-pyridyl	c-Hex
C	N	C	S	C	2-pyridyl	OH
C	N	C	S	C	2-pyridyl	CH ₂ OH
C	N	C	S	C	2-pyridyl	OMe
C	N	C	S	C	2-pyridyl	SMe
C	N	C	S	C	2-pyridyl	Cl
C	N	C	S	C	2-pyridyl	CF ₃
C	N	C	S	C	2-pyridyl	Ph
C	N	C	S	C	3-pyridyl	H
C	N	C	S	C	3-pyridyl	Me
C	N	C	S	C	3-pyridyl	Et
C	N	C	S	C	3-pyridyl	n-Hex
C	N	C	S	C	3-pyridyl	c-Pr
C	N	C	S	C	3-pyridyl	c-Hex
C	N	C	S	C	3-pyridyl	OH
C	N	C	S	C	3-pyridyl	CH ₂ OH
C	N	C	S	C	3-pyridyl	OMe
C	N	C	S	C	3-pyridyl	SMe
C	N	C	S	C	3-pyridyl	Cl
C	N	C	S	C	3-pyridyl	CF ₃
C	N	C	S	C	3-pyridyl	Ph
C	N	C	S	C	4-pyridyl	H
C	N	C	S	C	4-pyridyl	Me
C	N	C	S	C	4-pyridyl	Et

W ¹	W ²	W ³	W ⁴	W ⁵	R ^a	R ^b
C	N	C	S	C	4-pyridyl	n-Hex
C	N	C	S	C	4-pyridyl	c-Pr
C	N	C	S	C	4-pyridyl	c-Hex
C	N	C	S	C	4-pyridyl	OH
C	N	C	S	C	4-pyridyl	CH ₂ OH
C	N	C	S	C	4-pyridyl	OMe
C	N	C	S	C	4-pyridyl	SMe
C	N	C	S	C	4-pyridyl	Cl
C	N	C	S	C	4-pyridyl	CF ₃
C	N	C	S	C	4-pyridyl	Ph
C	N	C	S	C	2-furanyl	H
C	N	C	S	C	2-furanyl	Me
C	N	C	S	C	2-furanyl	Et
C	N	C	S	C	2-furanyl	n-Hex
C	N	C	S	C	2-furanyl	c-Pr
C	N	C	S	C	2-furanyl	c-Hex
C	N	C	S	C	2-furanyl	OH
C	N	C	S	C	2-furanyl	CH ₂ OH
C	N	C	S	C	2-furanyl	OMe
C	N	C	S	C	2-furanyl	SMe
C	N	C	S	C	2-furanyl	Cl
C	N	C	S	C	2-furanyl	CF ₃
C	N	C	S	C	2-furanyl	Ph
C	N	C	S	C	2-thienyl	H
C	N	C	S	C	2-thienyl	Me
C	N	C	S	C	2-thienyl	Et
C	N	C	S	C	2-thienyl	n-Hex
C	N	C	S	C	2-thienyl	c-Pr
C	N	C	S	C	2-thienyl	c-Hex
C	N	C	S	C	2-thienyl	OH
C	N	C	S	C	2-thienyl	CH ₂ OH
C	N	C	S	C	2-thienyl	OMe
C	N	C	S	C	2-thienyl	SMe
C	N	C	S	C	2-thienyl	Cl
C	N	C	S	C	2-thienyl	CF ₃
C	N	C	S	C	2-thienyl	Ph
C	N	C	S	C	2-tolyl	H
C	N	C	S	C	2-tolyl	Me
C	N	C	S	C	2-tolyl	Et
C	N	C	S	C	2-tolyl	n-Hex
C	N	C	S	C	2-tolyl	c-Pr
C	N	C	S	C	2-tolyl	c-Hex
C	N	C	S	C	2-tolyl	OH
C	N	C	S	C	2-tolyl	CH ₂ OH

W ¹	W ²	W ³	W ⁴	W ⁵	R ^a	R ^b
C	N	C	S	C	2-tolyl	OMe
C	N	C	S	C	2-tolyl	SMe
C	N	C	S	C	2-tolyl	Cl
C	N	C	S	C	2-tolyl	CF ₃
C	N	C	S	C	2-tolyl	Ph
C	N	C	S	C	3-tolyl	H
C	N	C	S	C	3-tolyl	Me
C	N	C	S	C	3-tolyl	Et
C	N	C	S	C	3-tolyl	n-Hex
C	N	C	S	C	3-tolyl	c-Pr
C	N	C	S	C	3-tolyl	c-Hex
C	N	C	S	C	3-tolyl	OH
C	N	C	S	C	3-tolyl	CH ₂ OH
C	N	C	S	C	3-tolyl	OMe
C	N	C	S	C	3-tolyl	SMe
C	N	C	S	C	3-tolyl	Cl
C	N	C	S	C	3-tolyl	CF ₃
C	N	C	S	C	3-tolyl	Ph
C	N	C	S	C	4-tolyl	H
C	N	C	S	C	4-tolyl	Me
C	N	C	S	C	4-tolyl	Et
C	N	C	S	C	4-tolyl	n-Hex
C	N	C	S	C	4-tolyl	c-Pr
C	N	C	S	C	4-tolyl	c-Hex
C	N	C	S	C	4-tolyl	OH
C	N	C	S	C	4-tolyl	CH ₂ OH
C	N	C	S	C	4-tolyl	OMe
C	N	C	S	C	4-tolyl	SMe
C	N	C	S	C	4-tolyl	Cl
C	N	C	S	C	4-tolyl	CF ₃
C	N	C	S	C	4-tolyl	Ph
C	N	C	S	C	Ph-2,3-Me ₂	H
C	N	C	S	C	Ph-2,3-Me ₂	Me
C	N	C	S	C	Ph-2,3-Me ₂	Et
C	N	C	S	C	Ph-2,3-Me ₂	n-Hex
C	N	C	S	C	Ph-2,3-Me ₂	c-Pr
C	N	C	S	C	Ph-2,3-Me ₂	c-Hex
C	N	C	S	C	Ph-2,3-Me ₂	OH
C	N	C	S	C	Ph-2,3-Me ₂	CH ₂ OH
C	N	C	S	C	Ph-2,3-Me ₂	OMe
C	N	C	S	C	Ph-2,3-Me ₂	SMe
C	N	C	S	C	Ph-2,3-Me ₂	Cl
C	N	C	S	C	Ph-2,3-Me ₂	CF ₃
C	N	C	S	C	Ph-2,3-Me ₂	Ph

W ¹	W ²	W ³	W ⁴	W ⁵	R ^a	R ^b
C	N	C	S	C	Ph-3,4-Me ₂	H
C	N	C	S	C	Ph-3,4-Me ₂	Me
C	N	C	S	C	Ph-3,4-Me ₂	Et
C	N	C	S	C	Ph-3,4-Me ₂	n-Hex
C	N	C	S	C	Ph-3,4-Me ₂	c-Pr
C	N	C	S	C	Ph-3,4-Me ₂	c-Hex
C	N	C	S	C	Ph-3,4-Me ₂	OH
C	N	C	S	C	Ph-3,4-Me ₂	CH ₂ OH
C	N	C	S	C	Ph-3,4-Me ₂	OMe
C	N	C	S	C	Ph-3,4-Me ₂	SMe
C	N	C	S	C	Ph-3,4-Me ₂	Cl
C	N	C	S	C	Ph-3,4-Me ₂	CF ₃
C	N	C	S	C	Ph-3,4-Me ₂	Ph
C	N	C	S	C	Ph-3,5-Me ₂	H
C	N	C	S	C	Ph-3,5-Me ₂	Me
C	N	C	S	C	Ph-3,5-Me ₂	Et
C	N	C	S	C	Ph-3,5-Me ₂	n-Hex
C	N	C	S	C	Ph-3,5-Me ₂	c-Pr
C	N	C	S	C	Ph-3,5-Me ₂	c-Hex
C	N	C	S	C	Ph-3,5-Me ₂	OH
C	N	C	S	C	Ph-3,5-Me ₂	CH ₂ OH
C	N	C	S	C	Ph-3,5-Me ₂	OMe
C	N	C	S	C	Ph-3,5-Me ₂	SMe
C	N	C	S	C	Ph-3,5-Me ₂	Cl
C	N	C	S	C	Ph-3,5-Me ₂	CF ₃
C	N	C	S	C	Ph-3,5-Me ₂	Ph
C	N	C	S	C	Ph-2,6-Me ₂	H
C	N	C	S	C	Ph-2,6-Me ₂	Me
C	N	C	S	C	Ph-2,6-Me ₂	Et
C	N	C	S	C	Ph-2,6-Me ₂	n-Hex
C	N	C	S	C	Ph-2,6-Me ₂	c-Pr
C	N	C	S	C	Ph-2,6-Me ₂	c-Hex
C	N	C	S	C	Ph-2,6-Me ₂	OH
C	N	C	S	C	Ph-2,6-Me ₂	CH ₂ OH
C	N	C	S	C	Ph-2,6-Me ₂	OMe
C	N	C	S	C	Ph-2,6-Me ₂	SMe
C	N	C	S	C	Ph-2,6-Me ₂	Cl
C	N	C	S	C	Ph-2,6-Me ₂	CF ₃
C	N	C	S	C	Ph-2,6-Me ₂	Ph
C	N	C	S	C	Ph-2-Cl	H
C	N	C	S	C	Ph-2-Cl	Me
C	N	C	S	C	Ph-2-Cl	Et
C	N	C	S	C	Ph-2-Cl	n-Hex
C	N	C	S	C	Ph-2-Cl	c-Pr

W ¹	W ²	W ³	W ⁴	W ⁵	R ^a	R ^b
C	N	C	S	C	Ph-2-Cl	c-Hex
C	N	C	S	C	Ph-2-Cl	OH
C	N	C	S	C	Ph-2-Cl	CH ₂ OH
C	N	C	S	C	Ph-2-Cl	OMe
C	N	C	S	C	Ph-2-Cl	SMe
C	N	C	S	C	Ph-2-Cl	Cl
C	N	C	S	C	Ph-2-Cl	CF ₃
C	N	C	S	C	Ph-2-Cl	Ph
C	N	C	S	C	Ph-3-Cl	H
C	N	C	S	C	Ph-3-Cl	Me
C	N	C	S	C	Ph-3-Cl	Et
C	N	C	S	C	Ph-3-Cl	n-Hex
C	N	C	S	C	Ph-3-Cl	c-Pr
C	N	C	S	C	Ph-3-Cl	c-Hex
C	N	C	S	C	Ph-3-Cl	OH
C	N	C	S	C	Ph-3-Cl	CH ₂ OH
C	N	C	S	C	Ph-3-Cl	OMe
C	N	C	S	C	Ph-3-Cl	SMe
C	N	C	S	C	Ph-3-Cl	Cl
C	N	C	S	C	Ph-3-Cl	CF ₃
C	N	C	S	C	Ph-3-Cl	Ph
C	N	C	S	C	Ph-4-Cl	H
C	N	C	S	C	Ph-4-Cl	Me
C	N	C	S	C	Ph-4-Cl	Et
C	N	C	S	C	Ph-4-Cl	n-Hex
C	N	C	S	C	Ph-4-Cl	c-Pr
C	N	C	S	C	Ph-4-Cl	c-Hex
C	N	C	S	C	Ph-4-Cl	OH
C	N	C	S	C	Ph-4-Cl	CH ₂ OH
C	N	C	S	C	Ph-4-Cl	OMe
C	N	C	S	C	Ph-4-Cl	SMe
C	N	C	S	C	Ph-4-Cl	Cl
C	N	C	S	C	Ph-4-Cl	CF ₃
C	N	C	S	C	Ph-4-Cl	Ph
C	N	C	S	C	Ph-3,4-Cl ₂	H
C	N	C	S	C	Ph-3,4-Cl ₂	Me
C	N	C	S	C	Ph-3,4-Cl ₂	Et
C	N	C	S	C	Ph-3,4-Cl ₂	n-Hex
C	N	C	S	C	Ph-3,4-Cl ₂	c-Pr
C	N	C	S	C	Ph-3,4-Cl ₂	c-Hex
C	N	C	S	C	Ph-3,4-Cl ₂	OH
C	N	C	S	C	Ph-3,4-Cl ₂	CH ₂ OH
C	N	C	S	C	Ph-3,4-Cl ₂	OMe
C	N	C	S	C	Ph-3,4-Cl ₂	SMe

W ¹	W ²	W ³	W ⁴	W ⁵	R ^a	R ^b
C	N	C	S	C	Ph-3,4-Cl ₂	Cl
C	N	C	S	C	Ph-3,4-Cl ₂	CF ₃
C	N	C	S	C	Ph-3,4-Cl ₂	Ph
C	N	C	S	C	Ph-4-F	H
C	N	C	S	C	Ph-4-F	Me
C	N	C	S	C	Ph-4-F	Et
C	N	C	S	C	Ph-4-F	n-Hex
C	N	C	S	C	Ph-4-F	c-Pr
C	N	C	S	C	Ph-4-F	c-Hex
C	N	C	S	C	Ph-4-F	OH
C	N	C	S	C	Ph-4-F	CH ₂ OH
C	N	C	S	C	Ph-4-F	OMe
C	N	C	S	C	Ph-4-F	SMe
C	N	C	S	C	Ph-4-F	Cl
C	N	C	S	C	Ph-4-F	CF ₃
C	N	C	S	C	Ph-4-F	Ph
C	N	C	S	C	Ph-4-Br	H
C	N	C	S	C	Ph-4-Br	Me
C	N	C	S	C	Ph-4-Br	Et
C	N	C	S	C	Ph-4-Br	n-Hex
C	N	C	S	C	Ph-4-Br	c-Pr
C	N	C	S	C	Ph-4-Br	c-Hex
C	N	C	S	C	Ph-4-Br	OH
C	N	C	S	C	Ph-4-Br	CH ₂ OH
C	N	C	S	C	Ph-4-Br	OMe
C	N	C	S	C	Ph-4-Br	SMe
C	N	C	S	C	Ph-4-Br	Cl
C	N	C	S	C	Ph-4-Br	CF ₃
C	N	C	S	C	Ph-4-Br	Ph
C	N	C	S	C	Ph-2-OMe	H
C	N	C	S	C	Ph-2-OMe	Me
C	N	C	S	C	Ph-2-OMe	Et
C	N	C	S	C	Ph-2-OMe	n-Hex
C	N	C	S	C	Ph-2-OMe	c-Pr
C	N	C	S	C	Ph-2-OMe	c-Hex
C	N	C	S	C	Ph-2-OMe	OH
C	N	C	S	C	Ph-2-OMe	CH ₂ OH
C	N	C	S	C	Ph-2-OMe	OMe
C	N	C	S	C	Ph-2-OMe	SMe
C	N	C	S	C	Ph-2-OMe	Cl
C	N	C	S	C	Ph-2-OMe	CF ₃
C	N	C	S	C	Ph-2-OMe	Ph
C	N	C	S	C	Ph-3-OMe	H
C	N	C	S	C	Ph-3-OMe	Me

W ¹	W ²	W ³	W ⁴	W ⁵	R ^a	R ^b
C	N	C	S	C	Ph-3-OMe	Et
C	N	C	S	C	Ph-3-OMe	n-Hex
C	N	C	S	C	Ph-3-OMe	c-Pr
C	N	C	S	C	Ph-3-OMe	c-Hex
C	N	C	S	C	Ph-3-OMe	OH
C	N	C	S	C	Ph-3-OMe	CH ₂ OH
C	N	C	S	C	Ph-3-OMe	OMe
C	N	C	S	C	Ph-3-OMe	SMe
C	N	C	S	C	Ph-3-OMe	Cl
C	N	C	S	C	Ph-3-OMe	CF ₃
C	N	C	S	C	Ph-3-OMe	Ph
C	N	C	S	C	Ph-4-OMe	H
C	N	C	S	C	Ph-4-OMe	Me
C	N	C	S	C	Ph-4-OMe	Et
C	N	C	S	C	Ph-4-OMe	n-Hex
C	N	C	S	C	Ph-4-OMe	c-Pr
C	N	C	S	C	Ph-4-OMe	c-Hex
C	N	C	S	C	Ph-4-OMe	OH
C	N	C	S	C	Ph-4-OMe	CH ₂ OH
C	N	C	S	C	Ph-4-OMe	OMe
C	N	C	S	C	Ph-4-OMe	SMe
C	N	C	S	C	Ph-4-OMe	Cl
C	N	C	S	C	Ph-4-OMe	CF ₃
C	N	C	S	C	Ph-4-OMe	Ph
C	N	C	S	C	Ph-3,4-(OMe) ₂	H
C	N	C	S	C	Ph-3,4-(OMe) ₂	Me
C	N	C	S	C	Ph-3,4-(OMe) ₂	Et
C	N	C	S	C	Ph-3,4-(OMe) ₂	n-Hex
C	N	C	S	C	Ph-3,4-(OMe) ₂	c-Pr
C	N	C	S	C	Ph-3,4-(OMe) ₂	c-Hex
C	N	C	S	C	Ph-3,4-(OMe) ₂	OH
C	N	C	S	C	Ph-3,4-(OMe) ₂	CH ₂ OH
C	N	C	S	C	Ph-3,4-(OMe) ₂	OMe
C	N	C	S	C	Ph-3,4-(OMe) ₂	SMe
C	N	C	S	C	Ph-3,4-(OMe) ₂	Cl
C	N	C	S	C	Ph-3,4-(OMe) ₂	CF ₃
C	N	C	S	C	Ph-3,4-(OMe) ₂	Ph
C	N	C	S	C	Ph-2-OH	H
C	N	C	S	C	Ph-2-OH	Me
C	N	C	S	C	Ph-2-OH	Et
C	N	C	S	C	Ph-2-OH	n-Hex
C	N	C	S	C	Ph-2-OH	c-Pr
C	N	C	S	C	Ph-2-OH	c-Hex
C	N	C	S	C	Ph-2-OH	OH

W ¹	W ²	W ³	W ⁴	W ⁵	R ^a	R ^b
C	N	C	S	C	Ph-2-OH	CH ₂ OH
C	N	C	S	C	Ph-2-OH	OMe
C	N	C	S	C	Ph-2-OH	SMe
C	N	C	S	C	Ph-2-OH	Cl
C	N	C	S	C	Ph-2-OH	CF ₃
C	N	C	S	C	Ph-2-OH	Ph
C	N	C	S	C	Ph-3-OH	H
C	N	C	S	C	Ph-3-OH	Me
C	N	C	S	C	Ph-3-OH	Et
C	N	C	S	C	Ph-3-OH	n-Hex
C	N	C	S	C	Ph-3-OH	c-Pr
C	N	C	S	C	Ph-3-OH	c-Hex
C	N	C	S	C	Ph-3-OH	OH
C	N	C	S	C	Ph-3-OH	CH ₂ OH
C	N	C	S	C	Ph-3-OH	OMe
C	N	C	S	C	Ph-3-OH	SMe
C	N	C	S	C	Ph-3-OH	Cl
C	N	C	S	C	Ph-3-OH	CF ₃
C	N	C	S	C	Ph-3-OH	Ph
C	N	C	S	C	Ph-4-OH	H
C	N	C	S	C	Ph-4-OH	Me
C	N	C	S	C	Ph-4-OH	Et
C	N	C	S	C	Ph-4-OH	n-Hex
C	N	C	S	C	Ph-4-OH	c-Pr
C	N	C	S	C	Ph-4-OH	c-Hex
C	N	C	S	C	Ph-4-OH	OH
C	N	C	S	C	Ph-4-OH	CH ₂ OH
C	N	C	S	C	Ph-4-OH	OMe
C	N	C	S	C	Ph-4-OH	SMe
C	N	C	S	C	Ph-4-OH	Cl
C	N	C	S	C	Ph-4-OH	CF ₃
C	N	C	S	C	Ph-4-OH	Ph
C	N	C	S	C	Ph-3,4-(OH) ₂	H
C	N	C	S	C	Ph-3,4-(OH) ₂	Me
C	N	C	S	C	Ph-3,4-(OH) ₂	Et
C	N	C	S	C	Ph-3,4-(OH) ₂	n-Hex
C	N	C	S	C	Ph-3,4-(OH) ₂	c-Pr
C	N	C	S	C	Ph-3,4-(OH) ₂	c-Hex
C	N	C	S	C	Ph-3,4-(OH) ₂	OH
C	N	C	S	C	Ph-3,4-(OH) ₂	CH ₂ OH
C	N	C	S	C	Ph-3,4-(OH) ₂	OMe
C	N	C	S	C	Ph-3,4-(OH) ₂	SMe
C	N	C	S	C	Ph-3,4-(OH) ₂	Cl
C	N	C	S	C	Ph-3,4-(OH) ₂	CF ₃

W ¹	W ²	W ³	W ⁴	W ⁵	R ^a	R ^b
C	N	C	S	C	Ph-3,4-(OH) ₂	Ph
C	N	C	S	C	Ph-3-SMe	H
C	N	C	S	C	Ph-3-SMe	Me
C	N	C	S	C	Ph-3-SMe	Et
C	N	C	S	C	Ph-3-SMe	n-Hex
C	N	C	S	C	Ph-3-SMe	c-Pr
C	N	C	S	C	Ph-3-SMe	c-Hex
C	N	C	S	C	Ph-3-SMe	OH
C	N	C	S	C	Ph-3-SMe	CH ₂ OH
C	N	C	S	C	Ph-3-SMe	OMe
C	N	C	S	C	Ph-3-SMe	SMe
C	N	C	S	C	Ph-3-SMe	Cl
C	N	C	S	C	Ph-3-SMe	CF ₃
C	N	C	S	C	Ph-3-SMe	Ph
C	N	C	S	C	Ph-3-CF ₃	H
C	N	C	S	C	Ph-3-CF ₃	Me
C	N	C	S	C	Ph-3-CF ₃	Et
C	N	C	S	C	Ph-3-CF ₃	n-Hex
C	N	C	S	C	Ph-3-CF ₃	c-Pr
C	N	C	S	C	Ph-3-CF ₃	c-Hex
C	N	C	S	C	Ph-3-CF ₃	OH
C	N	C	S	C	Ph-3-CF ₃	CH ₂ OH
C	N	C	S	C	Ph-3-CF ₃	OMe
C	N	C	S	C	Ph-3-CF ₃	SMe
C	N	C	S	C	Ph-3-CF ₃	Cl
C	N	C	S	C	Ph-3-CF ₃	CF ₃
C	N	C	S	C	Ph-3-CF ₃	Ph
C	N	C	S	C	Ph-3-NO ₂	H
C	N	C	S	C	Ph-3-NO ₂	Me
C	N	C	S	C	Ph-3-NO ₂	Et
C	N	C	S	C	Ph-3-NO ₂	n-Hex
C	N	C	S	C	Ph-3-NO ₂	c-Pr
C	N	C	S	C	Ph-3-NO ₂	c-Hex
C	N	C	S	C	Ph-3-NO ₂	OH
C	N	C	S	C	Ph-3-NO ₂	CH ₂ OH
C	N	C	S	C	Ph-3-NO ₂	OMe
C	N	C	S	C	Ph-3-NO ₂	SMe
C	N	C	S	C	Ph-3-NO ₂	Cl
C	N	C	S	C	Ph-3-NO ₂	CF ₃
C	N	C	S	C	Ph-3-NO ₂	Ph
C	N	C	S	C	Ph-4-NMe ₂	H
C	N	C	S	C	Ph-4-NMe ₂	Me
C	N	C	S	C	Ph-4-NMe ₂	Et
C	N	C	S	C	Ph-4-NMe ₂	n-Hex

W ¹	W ²	W ³	W ⁴	W ⁵	R ^a	R ^b
C	N	C	S	C	Ph-4-NMe ₂	c-Pr
C	N	C	S	C	Ph-4-NMe ₂	c-Hex
C	N	C	S	C	Ph-4-NMe ₂	OH
C	N	C	S	C	Ph-4-NMe ₂	CH ₂ OH
C	N	C	S	C	Ph-4-NMe ₂	OMe
C	N	C	S	C	Ph-4-NMe ₂	SMe
C	N	C	S	C	Ph-4-NMe ₂	Cl
C	N	C	S	C	Ph-4-NMe ₂	CF ₃
C	N	C	S	C	Ph-4-NMe ₂	Ph
C	O	C	N	C	Ph	H
C	O	C	N	C	Ph	Me
C	O	C	N	C	Ph	Et
C	O	C	N	C	Ph	n-Hex
C	O	C	N	C	Ph	c-Pr
C	O	C	N	C	Ph	c-Hex
C	O	C	N	C	Ph	OH
C	O	C	N	C	Ph	CH ₂ OH
C	O	C	N	C	Ph	OMe
C	O	C	N	C	Ph	SMe
C	O	C	N	C	Ph	Cl
C	O	C	N	C	Ph	CF ₃
C	O	C	N	C	Ph	Ph
C	O	C	N	C	H	H
C	O	C	N	C	H	Me
C	O	C	N	C	H	Et
C	O	C	N	C	H	n-Hex
C	O	C	N	C	H	c-Pr
C	O	C	N	C	H	c-Hex
C	O	C	N	C	H	OH
C	O	C	N	C	H	CH ₂ OH
C	O	C	N	C	H	OMe
C	O	C	N	C	H	SMe
C	O	C	N	C	H	Cl
C	O	C	N	C	H	CF ₃
C	O	C	N	C	H	Ph
C	O	C	N	C	Me	H
C	O	C	N	C	Me	Me
C	O	C	N	C	Me	Et
C	O	C	N	C	Me	n-Hex
C	O	C	N	C	Me	c-Pr
C	O	C	N	C	Me	c-Hex
C	O	C	N	C	Me	OH
C	O	C	N	C	Me	CH ₂ OH
C	O	C	N	C	Me	OMe

W ¹	W ²	W ³	W ⁴	W ⁵	R ^a	R ^b
C	O	C	N	C	Me	SMe
C	O	C	N	C	Me	Cl
C	O	C	N	C	Me	CF ₃
C	O	C	N	C	Me	Ph
C	O	C	N	C	Et	H
C	O	C	N	C	Et	Me
C	O	C	N	C	Et	Et
C	O	C	N	C	Et	n-Hex
C	O	C	N	C	Et	c-Pr
C	O	C	N	C	Et	c-Hex
C	O	C	N	C	Et	OH
C	O	C	N	C	Et	CH ₂ OH
C	O	C	N	C	Et	OMe
C	O	C	N	C	Et	SMe
C	O	C	N	C	Et	Cl
C	O	C	N	C	Et	CF ₃
C	O	C	N	C	Et	Ph
C	O	C	N	C	n-Pr	H
C	O	C	N	C	n-Pr	Me
C	O	C	N	C	n-Pr	Et
C	O	C	N	C	n-Pr	n-Hex
C	O	C	N	C	n-Pr	c-Pr
C	O	C	N	C	n-Pr	c-Hex
C	O	C	N	C	n-Pr	OH
C	O	C	N	C	n-Pr	CH ₂ OH
C	O	C	N	C	n-Pr	OMe
C	O	C	N	C	n-Pr	SMe
C	O	C	N	C	n-Pr	Cl
C	O	C	N	C	n-Pr	CF ₃
C	O	C	N	C	n-Pr	Ph
C	O	C	N	C	n-Hex	H
C	O	C	N	C	n-Hex	Me
C	O	C	N	C	n-Hex	Et
C	O	C	N	C	n-Hex	n-Hex
C	O	C	N	C	n-Hex	c-Pr
C	O	C	N	C	n-Hex	c-Hex
C	O	C	N	C	n-Hex	OH
C	O	C	N	C	n-Hex	CH ₂ OH
C	O	C	N	C	n-Hex	OMe
C	O	C	N	C	n-Hex	SMe
C	O	C	N	C	n-Hex	Cl
C	O	C	N	C	n-Hex	CF ₃
C	O	C	N	C	n-Hex	Ph
C	O	C	N	C	i-Pr	H

W ¹	W ²	W ³	W ⁴	W ⁵	R ^a	R ^b
C	O	C	N	C	i-Pr	Me
C	O	C	N	C	i-Pr	Et
C	O	C	N	C	i-Pr	n-Hex
C	O	C	N	C	i-Pr	c-Pr
C	O	C	N	C	i-Pr	c-Hex
C	O	C	N	C	i-Pr	OH
C	O	C	N	C	i-Pr	CH ₂ OH
C	O	C	N	C	i-Pr	OMe
C	O	C	N	C	i-Pr	SMe
C	O	C	N	C	i-Pr	Cl
C	O	C	N	C	i-Pr	CF ₃
C	O	C	N	C	i-Pr	Ph
C	O	C	N	C	t-Bu	H
C	O	C	N	C	t-Bu	Me
C	O	C	N	C	t-Bu	Et
C	O	C	N	C	t-Bu	n-Hex
C	O	C	N	C	t-Bu	c-Pr
C	O	C	N	C	t-Bu	c-Hex
C	O	C	N	C	t-Bu	OH
C	O	C	N	C	t-Bu	CH ₂ OH
C	O	C	N	C	t-Bu	OMe
C	O	C	N	C	t-Bu	SMe
C	O	C	N	C	t-Bu	Cl
C	O	C	N	C	t-Bu	CF ₃
C	O	C	N	C	t-Bu	Ph
C	O	C	N	C	c-Hex	H
C	O	C	N	C	c-Hex	Me
C	O	C	N	C	c-Hex	Et
C	O	C	N	C	c-Hex	n-Hex
C	O	C	N	C	c-Hex	c-Pr
C	O	C	N	C	c-Hex	c-Hex
C	O	C	N	C	c-Hex	OH
C	O	C	N	C	c-Hex	CH ₂ OH
C	O	C	N	C	c-Hex	OMe
C	O	C	N	C	c-Hex	SMe
C	O	C	N	C	c-Hex	Cl
C	O	C	N	C	c-Hex	CF ₃
C	O	C	N	C	c-Hex	Ph
C	O	C	N	C	3-c-hexenyl	H
C	O	C	N	C	3-c-hexenyl	Me
C	O	C	N	C	3-c-hexenyl	Et
C	O	C	N	C	3-c-hexenyl	n-Hex
C	O	C	N	C	3-c-hexenyl	c-Pr
C	O	C	N	C	3-c-hexenyl	c-Hex

W ¹	W ²	W ³	W ⁴	W ⁵	R ^a	R ^b
C	O	C	N	C	3-c-hexenyl	OH
C	O	C	N	C	3-c-hexenyl	CH ₂ OH
C	O	C	N	C	3-c-hexenyl	OMe
C	O	C	N	C	3-c-hexenyl	SMe
C	O	C	N	C	3-c-hexenyl	Cl
C	O	C	N	C	3-c-hexenyl	CF ₃
C	O	C	N	C	3-c-hexenyl	Ph
C	O	C	N	C	CH ₂ OH	H
C	O	C	N	C	CH ₂ OH	Me
C	O	C	N	C	CH ₂ OH	Et
C	O	C	N	C	CH ₂ OH	n-Hex
C	O	C	N	C	CH ₂ OH	c-Pr
C	O	C	N	C	CH ₂ OH	c-Hex
C	O	C	N	C	CH ₂ OH	OH
C	O	C	N	C	CH ₂ OH	CH ₂ OH
C	O	C	N	C	CH ₂ OH	OMe
C	O	C	N	C	CH ₂ OH	SMe
C	O	C	N	C	CH ₂ OH	Cl
C	O	C	N	C	CH ₂ OH	CF ₃
C	O	C	N	C	CH ₂ OH	Ph
C	O	C	N	C	CH ₂ Ph	H
C	O	C	N	C	CH ₂ Ph	Me
C	O	C	N	C	CH ₂ Ph	Et
C	O	C	N	C	CH ₂ Ph	n-Hex
C	O	C	N	C	CH ₂ Ph	c-Pr
C	O	C	N	C	CH ₂ Ph	c-Hex
C	O	C	N	C	CH ₂ Ph	OH
C	O	C	N	C	CH ₂ Ph	CH ₂ OH
C	O	C	N	C	CH ₂ Ph	OMe
C	O	C	N	C	CH ₂ Ph	SMe
C	O	C	N	C	CH ₂ Ph	Cl
C	O	C	N	C	CH ₂ Ph	CF ₃
C	O	C	N	C	CH ₂ Ph	Ph
C	O	C	N	C	α -naphthyl	H
C	O	C	N	C	α -naphthyl	Me
C	O	C	N	C	α -naphthyl	Et
C	O	C	N	C	α -naphthyl	n-Hex
C	O	C	N	C	α -naphthyl	c-Pr
C	O	C	N	C	α -naphthyl	c-Hex
C	O	C	N	C	α -naphthyl	OH
C	O	C	N	C	α -naphthyl	CH ₂ OH
C	O	C	N	C	α -naphthyl	OMe
C	O	C	N	C	α -naphthyl	SMe
C	O	C	N	C	α -naphthyl	Cl

W ¹	W ²	W ³	W ⁴	W ⁵	R ^a	R ^b
C	O	C	N	C	α -naphthyl	CF ₃
C	O	C	N	C	α -naphthyl	Ph
C	O	C	N	C	β -naphthyl	H
C	O	C	N	C	β -naphthyl	Me
C	O	C	N	C	β -naphthyl	Et
C	O	C	N	C	β -naphthyl	n-Hex
C	O	C	N	C	β -naphthyl	c-Pr
C	O	C	N	C	β -naphthyl	c-Hex
C	O	C	N	C	β -naphthyl	OH
C	O	C	N	C	β -naphthyl	CH ₂ OH
C	O	C	N	C	β -naphthyl	OMe
C	O	C	N	C	β -naphthyl	SMe
C	O	C	N	C	β -naphthyl	Cl
C	O	C	N	C	β -naphthyl	CF ₃
C	O	C	N	C	β -naphthyl	Ph
C	O	C	N	C	2-pyridyl	H
C	O	C	N	C	2-pyridyl	Me
C	O	C	N	C	2-pyridyl	Et
C	O	C	N	C	2-pyridyl	n-Hex
C	O	C	N	C	2-pyridyl	c-Pr
C	O	C	N	C	2-pyridyl	c-Hex
C	O	C	N	C	2-pyridyl	OH
C	O	C	N	C	2-pyridyl	CH ₂ OH
C	O	C	N	C	2-pyridyl	OMe
C	O	C	N	C	2-pyridyl	SMe
C	O	C	N	C	2-pyridyl	Cl
C	O	C	N	C	2-pyridyl	CF ₃
C	O	C	N	C	2-pyridyl	Ph
C	O	C	N	C	3-pyridyl	H
C	O	C	N	C	3-pyridyl	Me
C	O	C	N	C	3-pyridyl	Et
C	O	C	N	C	3-pyridyl	n-Hex
C	O	C	N	C	3-pyridyl	c-Pr
C	O	C	N	C	3-pyridyl	c-Hex
C	O	C	N	C	3-pyridyl	OH
C	O	C	N	C	3-pyridyl	CH ₂ OH
C	O	C	N	C	3-pyridyl	OMe
C	O	C	N	C	3-pyridyl	SMe
C	O	C	N	C	3-pyridyl	Cl
C	O	C	N	C	3-pyridyl	CF ₃
C	O	C	N	C	3-pyridyl	Ph
C	O	C	N	C	4-pyridyl	H
C	O	C	N	C	4-pyridyl	Me
C	O	C	N	C	4-pyridyl	Et

W ¹	W ²	W ³	W ⁴	W ⁵	R ^a	R ^b
C	O	C	N	C	4-pyridyl	n-Hex
C	O	C	N	C	4-pyridyl	c-Pr
C	O	C	N	C	4-pyridyl	c-Hex
C	O	C	N	C	4-pyridyl	OH
C	O	C	N	C	4-pyridyl	CH ₂ OH
C	O	C	N	C	4-pyridyl	OMe
C	O	C	N	C	4-pyridyl	SMe
C	O	C	N	C	4-pyridyl	Cl
C	O	C	N	C	4-pyridyl	CF ₃
C	O	C	N	C	4-pyridyl	Ph
C	O	C	N	C	2-furanyl	H
C	O	C	N	C	2-furanyl	Me
C	O	C	N	C	2-furanyl	Et
C	O	C	N	C	2-furanyl	n-Hex
C	O	C	N	C	2-furanyl	c-Pr
C	O	C	N	C	2-furanyl	c-Hex
C	O	C	N	C	2-furanyl	OH
C	O	C	N	C	2-furanyl	CH ₂ OH
C	O	C	N	C	2-furanyl	OMe
C	O	C	N	C	2-furanyl	SMe
C	O	C	N	C	2-furanyl	Cl
C	O	C	N	C	2-furanyl	CF ₃
C	O	C	N	C	2-furanyl	Ph
C	O	C	N	C	2-thienyl	H
C	O	C	N	C	2-thienyl	Me
C	O	C	N	C	2-thienyl	Et
C	O	C	N	C	2-thienyl	n-Hex
C	O	C	N	C	2-thienyl	c-Pr
C	O	C	N	C	2-thienyl	c-Hex
C	O	C	N	C	2-thienyl	OH
C	O	C	N	C	2-thienyl	CH ₂ OH
C	O	C	N	C	2-thienyl	OMe
C	O	C	N	C	2-thienyl	SMe
C	O	C	N	C	2-thienyl	Cl
C	O	C	N	C	2-thienyl	CF ₃
C	O	C	N	C	2-thienyl	Ph
C	O	C	N	C	2-tolyl	H
C	O	C	N	C	2-tolyl	Me
C	O	C	N	C	2-tolyl	Et
C	O	C	N	C	2-tolyl	n-Hex
C	O	C	N	C	2-tolyl	c-Pr
C	O	C	N	C	2-tolyl	c-Hex
C	O	C	N	C	2-tolyl	OH
C	O	C	N	C	2-tolyl	CH ₂ OH

W ¹	W ²	W ³	W ⁴	W ⁵	R ^a	R ^b
C	O	C	N	C	2-tolyl	OMe
C	O	C	N	C	2-tolyl	SMe
C	O	C	N	C	2-tolyl	Cl
C	O	C	N	C	2-tolyl	CF ₃
C	O	C	N	C	2-tolyl	Ph
C	O	C	N	C	3-tolyl	H
C	O	C	N	C	3-tolyl	Me
C	O	C	N	C	3-tolyl	Et
C	O	C	N	C	3-tolyl	n-Hex
C	O	C	N	C	3-tolyl	c-Pr
C	O	C	N	C	3-tolyl	c-Hex
C	O	C	N	C	3-tolyl	OH
C	O	C	N	C	3-tolyl	CH ₂ OH
C	O	C	N	C	3-tolyl	OMe
C	O	C	N	C	3-tolyl	SMe
C	O	C	N	C	3-tolyl	Cl
C	O	C	N	C	3-tolyl	CF ₃
C	O	C	N	C	3-tolyl	Ph
C	O	C	N	C	4-tolyl	H
C	O	C	N	C	4-tolyl	Me
C	O	C	N	C	4-tolyl	Et
C	O	C	N	C	4-tolyl	n-Hex
C	O	C	N	C	4-tolyl	c-Pr
C	O	C	N	C	4-tolyl	c-Hex
C	O	C	N	C	4-tolyl	OH
C	O	C	N	C	4-tolyl	CH ₂ OH
C	O	C	N	C	4-tolyl	OMe
C	O	C	N	C	4-tolyl	SMe
C	O	C	N	C	4-tolyl	Cl
C	O	C	N	C	4-tolyl	CF ₃
C	O	C	N	C	4-tolyl	Ph
C	O	C	N	C	Ph-2,3-Me ₂	H
C	O	C	N	C	Ph-2,3-Me ₂	Me
C	O	C	N	C	Ph-2,3-Me ₂	Et
C	O	C	N	C	Ph-2,3-Me ₂	n-Hex
C	O	C	N	C	Ph-2,3-Me ₂	c-Pr
C	O	C	N	C	Ph-2,3-Me ₂	c-Hex
C	O	C	N	C	Ph-2,3-Me ₂	OH
C	O	C	N	C	Ph-2,3-Me ₂	CH ₂ OH
C	O	C	N	C	Ph-2,3-Me ₂	OMe
C	O	C	N	C	Ph-2,3-Me ₂	SMe
C	O	C	N	C	Ph-2,3-Me ₂	Cl
C	O	C	N	C	Ph-2,3-Me ₂	CF ₃
C	O	C	N	C	Ph-2,3-Me ₂	Ph

W ¹	W ²	W ³	W ⁴	W ⁵	R ^a	R ^b
C	O	C	N	C	Ph-3,4-Me ₂	H
C	O	C	N	C	Ph-3,4-Me ₂	Me
C	O	C	N	C	Ph-3,4-Me ₂	Et
C	O	C	N	C	Ph-3,4-Me ₂	n-Hex
C	O	C	N	C	Ph-3,4-Me ₂	c-Pr
C	O	C	N	C	Ph-3,4-Me ₂	c-Hex
C	O	C	N	C	Ph-3,4-Me ₂	OH
C	O	C	N	C	Ph-3,4-Me ₂	CH ₂ OH
C	O	C	N	C	Ph-3,4-Me ₂	OMe
C	O	C	N	C	Ph-3,4-Me ₂	SMe
C	O	C	N	C	Ph-3,4-Me ₂	Cl
C	O	C	N	C	Ph-3,4-Me ₂	CF ₃
C	O	C	N	C	Ph-3,4-Me ₂	Ph
C	O	C	N	C	Ph-3,5-Me ₂	H
C	O	C	N	C	Ph-3,5-Me ₂	Me
C	O	C	N	C	Ph-3,5-Me ₂	Et
C	O	C	N	C	Ph-3,5-Me ₂	n-Hex
C	O	C	N	C	Ph-3,5-Me ₂	c-Pr
C	O	C	N	C	Ph-3,5-Me ₂	c-Hex
C	O	C	N	C	Ph-3,5-Me ₂	OH
C	O	C	N	C	Ph-3,5-Me ₂	CH ₂ OH
C	O	C	N	C	Ph-3,5-Me ₂	OMe
C	O	C	N	C	Ph-3,5-Me ₂	SMe
C	O	C	N	C	Ph-3,5-Me ₂	Cl
C	O	C	N	C	Ph-3,5-Me ₂	CF ₃
C	O	C	N	C	Ph-3,5-Me ₂	Ph
C	O	C	N	C	Ph-2,6-Me ₂	H
C	O	C	N	C	Ph-2,6-Me ₂	Me
C	O	C	N	C	Ph-2,6-Me ₂	Et
C	O	C	N	C	Ph-2,6-Me ₂	n-Hex
C	O	C	N	C	Ph-2,6-Me ₂	c-Pr
C	O	C	N	C	Ph-2,6-Me ₂	c-Hex
C	O	C	N	C	Ph-2,6-Me ₂	OH
C	O	C	N	C	Ph-2,6-Me ₂	CH ₂ OH
C	O	C	N	C	Ph-2,6-Me ₂	OMe
C	O	C	N	C	Ph-2,6-Me ₂	SMe
C	O	C	N	C	Ph-2,6-Me ₂	Cl
C	O	C	N	C	Ph-2,6-Me ₂	CF ₃
C	O	C	N	C	Ph-2,6-Me ₂	Ph
C	O	C	N	C	Ph-2-Cl	H
C	O	C	N	C	Ph-2-Cl	Me
C	O	C	N	C	Ph-2-Cl	Et
C	O	C	N	C	Ph-2-Cl	n-Hex
C	O	C	N	C	Ph-2-Cl	c-Pr

W ¹	W ²	W ³	W ⁴	W ⁵	R ^a	R ^b
C	O	C	N	C	Ph-2-Cl	c-Hex
C	O	C	N	C	Ph-2-Cl	OH
C	O	C	N	C	Ph-2-Cl	CH ₂ OH
C	O	C	N	C	Ph-2-Cl	OMe
C	O	C	N	C	Ph-2-Cl	SMe
C	O	C	N	C	Ph-2-Cl	Cl
C	O	C	N	C	Ph-2-Cl	CF ₃
C	O	C	N	C	Ph-2-Cl	Ph
C	O	C	N	C	Ph-3-Cl	H
C	O	C	N	C	Ph-3-Cl	Me
C	O	C	N	C	Ph-3-Cl	Et
C	O	C	N	C	Ph-3-Cl	n-Hex
C	O	C	N	C	Ph-3-Cl	c-Pr
C	O	C	N	C	Ph-3-Cl	c-Hex
C	O	C	N	C	Ph-3-Cl	OH
C	O	C	N	C	Ph-3-Cl	CH ₂ OH
C	O	C	N	C	Ph-3-Cl	OMe
C	O	C	N	C	Ph-3-Cl	SMe
C	O	C	N	C	Ph-3-Cl	Cl
C	O	C	N	C	Ph-3-Cl	CF ₃
C	O	C	N	C	Ph-3-Cl	Ph
C	O	C	N	C	Ph-4-Cl	H
C	O	C	N	C	Ph-4-Cl	Me
C	O	C	N	C	Ph-4-Cl	Et
C	O	C	N	C	Ph-4-Cl	n-Hex
C	O	C	N	C	Ph-4-Cl	c-Pr
C	O	C	N	C	Ph-4-Cl	c-Hex
C	O	C	N	C	Ph-4-Cl	OH
C	O	C	N	C	Ph-4-Cl	CH ₂ OH
C	O	C	N	C	Ph-4-Cl	OMe
C	O	C	N	C	Ph-4-Cl	SMe
C	O	C	N	C	Ph-4-Cl	Cl
C	O	C	N	C	Ph-4-Cl	CF ₃
C	O	C	N	C	Ph-4-Cl	Ph
C	O	C	N	C	Ph-3,4-Cl ₂	H
C	O	C	N	C	Ph-3,4-Cl ₂	Me
C	O	C	N	C	Ph-3,4-Cl ₂	Et
C	O	C	N	C	Ph-3,4-Cl ₂	n-Hex
C	O	C	N	C	Ph-3,4-Cl ₂	c-Pr
C	O	C	N	C	Ph-3,4-Cl ₂	c-Hex
C	O	C	N	C	Ph-3,4-Cl ₂	OH
C	O	C	N	C	Ph-3,4-Cl ₂	CH ₂ OH
C	O	C	N	C	Ph-3,4-Cl ₂	OMe
C	O	C	N	C	Ph-3,4-Cl ₂	SMe

W ¹	W ²	W ³	W ⁴	W ⁵	R ^a	R ^b
C	O	C	N	C	Ph-3,4-Cl ₂	Cl
C	O	C	N	C	Ph-3,4-Cl ₂	CF ₃
C	O	C	N	C	Ph-3,4-Cl ₂	Ph
C	O	C	N	C	Ph-4-F	H
C	O	C	N	C	Ph-4-F	Me
C	O	C	N	C	Ph-4-F	Et
C	O	C	N	C	Ph-4-F	n-Hex
C	O	C	N	C	Ph-4-F	c-Pr
C	O	C	N	C	Ph-4-F	c-Hex
C	O	C	N	C	Ph-4-F	OH
C	O	C	N	C	Ph-4-F	CH ₂ OH
C	O	C	N	C	Ph-4-F	OMe
C	O	C	N	C	Ph-4-F	SMe
C	O	C	N	C	Ph-4-F	Cl
C	O	C	N	C	Ph-4-F	CF ₃
C	O	C	N	C	Ph-4-F	Ph
C	O	C	N	C	Ph-4-Br	H
C	O	C	N	C	Ph-4-Br	Me
C	O	C	N	C	Ph-4-Br	Et
C	O	C	N	C	Ph-4-Br	n-Hex
C	O	C	N	C	Ph-4-Br	c-Pr
C	O	C	N	C	Ph-4-Br	c-Hex
C	O	C	N	C	Ph-4-Br	OH
C	O	C	N	C	Ph-4-Br	CH ₂ OH
C	O	C	N	C	Ph-4-Br	OMe
C	O	C	N	C	Ph-4-Br	SMe
C	O	C	N	C	Ph-4-Br	Cl
C	O	C	N	C	Ph-4-Br	CF ₃
C	O	C	N	C	Ph-4-Br	Ph
C	O	C	N	C	Ph-2-OMe	H
C	O	C	N	C	Ph-2-OMe	Me
C	O	C	N	C	Ph-2-OMe	Et
C	O	C	N	C	Ph-2-OMe	n-Hex
C	O	C	N	C	Ph-2-OMe	c-Pr
C	O	C	N	C	Ph-2-OMe	c-Hex
C	O	C	N	C	Ph-2-OMe	OH
C	O	C	N	C	Ph-2-OMe	CH ₂ OH
C	O	C	N	C	Ph-2-OMe	OMe
C	O	C	N	C	Ph-2-OMe	SMe
C	O	C	N	C	Ph-2-OMe	Cl
C	O	C	N	C	Ph-2-OMe	CF ₃
C	O	C	N	C	Ph-2-OMe	Ph
C	O	C	N	C	Ph-3-OMe	H
C	O	C	N	C	Ph-3-OMe	Me

W ¹	W ²	W ³	W ⁴	W ⁵	R ^a	R ^b
C	O	C	N	C	Ph-3-OMe	Et
C	O	C	N	C	Ph-3-OMe	n-Hex
C	O	C	N	C	Ph-3-OMe	c-Pr
C	O	C	N	C	Ph-3-OMe	c-Hex
C	O	C	N	C	Ph-3-OMe	OH
C	O	C	N	C	Ph-3-OMe	CH ₂ OH
C	O	C	N	C	Ph-3-OMe	OMe
C	O	C	N	C	Ph-3-OMe	SMe
C	O	C	N	C	Ph-3-OMe	Cl
C	O	C	N	C	Ph-3-OMe	CF ₃
C	O	C	N	C	Ph-3-OMe	Ph
C	O	C	N	C	Ph-4-OMe	H
C	O	C	N	C	Ph-4-OMe	Me
C	O	C	N	C	Ph-4-OMe	Et
C	O	C	N	C	Ph-4-OMe	n-Hex
C	O	C	N	C	Ph-4-OMe	c-Pr
C	O	C	N	C	Ph-4-OMe	c-Hex
C	O	C	N	C	Ph-4-OMe	OH
C	O	C	N	C	Ph-4-OMe	CH ₂ OH
C	O	C	N	C	Ph-4-OMe	OMe
C	O	C	N	C	Ph-4-OMe	SMe
C	O	C	N	C	Ph-4-OMe	Cl
C	O	C	N	C	Ph-4-OMe	CF ₃
C	O	C	N	C	Ph-4-OMe	Ph
C	O	C	N	C	Ph-3,4-(OMe) ₂	H
C	O	C	N	C	Ph-3,4-(OMe) ₂	Me
C	O	C	N	C	Ph-3,4-(OMe) ₂	Et
C	O	C	N	C	Ph-3,4-(OMe) ₂	n-Hex
C	O	C	N	C	Ph-3,4-(OMe) ₂	c-Pr
C	O	C	N	C	Ph-3,4-(OMe) ₂	c-Hex
C	O	C	N	C	Ph-3,4-(OMe) ₂	OH
C	O	C	N	C	Ph-3,4-(OMe) ₂	CH ₂ OH
C	O	C	N	C	Ph-3,4-(OMe) ₂	OMe
C	O	C	N	C	Ph-3,4-(OMe) ₂	SMe
C	O	C	N	C	Ph-3,4-(OMe) ₂	Cl
C	O	C	N	C	Ph-3,4-(OMe) ₂	CF ₃
C	O	C	N	C	Ph-3,4-(OMe) ₂	Ph
C	O	C	N	C	Ph-2-OH	H
C	O	C	N	C	Ph-2-OH	Me
C	O	C	N	C	Ph-2-OH	Et
C	O	C	N	C	Ph-2-OH	n-Hex
C	O	C	N	C	Ph-2-OH	c-Pr
C	O	C	N	C	Ph-2-OH	c-Hex
C	O	C	N	C	Ph-2-OH	OH

W ¹	W ²	W ³	W ⁴	W ⁵	R ^a	R ^b
C	O	C	N	C	Ph-2-OH	CH ₂ OH
C	O	C	N	C	Ph-2-OH	OMe
C	O	C	N	C	Ph-2-OH	SMe
C	O	C	N	C	Ph-2-OH	Cl
C	O	C	N	C	Ph-2-OH	CF ₃
C	O	C	N	C	Ph-2-OH	Ph
C	O	C	N	C	Ph-3-OH	H
C	O	C	N	C	Ph-3-OH	Me
C	O	C	N	C	Ph-3-OH	Et
C	O	C	N	C	Ph-3-OH	n-Hex
C	O	C	N	C	Ph-3-OH	c-Pr
C	O	C	N	C	Ph-3-OH	c-Hex
C	O	C	N	C	Ph-3-OH	OH
C	O	C	N	C	Ph-3-OH	CH ₂ OH
C	O	C	N	C	Ph-3-OH	OMe
C	O	C	N	C	Ph-3-OH	SMe
C	O	C	N	C	Ph-3-OH	Cl
C	O	C	N	C	Ph-3-OH	CF ₃
C	O	C	N	C	Ph-3-OH	Ph
C	O	C	N	C	Ph-4-OH	H
C	O	C	N	C	Ph-4-OH	Me
C	O	C	N	C	Ph-4-OH	Et
C	O	C	N	C	Ph-4-OH	n-Hex
C	O	C	N	C	Ph-4-OH	c-Pr
C	O	C	N	C	Ph-4-OH	c-Hex
C	O	C	N	C	Ph-4-OH	OH
C	O	C	N	C	Ph-4-OH	CH ₂ OH
C	O	C	N	C	Ph-4-OH	OMe
C	O	C	N	C	Ph-4-OH	SMe
C	O	C	N	C	Ph-4-OH	Cl
C	O	C	N	C	Ph-4-OH	CF ₃
C	O	C	N	C	Ph-4-OH	Ph
C	O	C	N	C	Ph-3,4-(OH) ₂	H
C	O	C	N	C	Ph-3,4-(OH) ₂	Me
C	O	C	N	C	Ph-3,4-(OH) ₂	Et
C	O	C	N	C	Ph-3,4-(OH) ₂	n-Hex
C	O	C	N	C	Ph-3,4-(OH) ₂	c-Pr
C	O	C	N	C	Ph-3,4-(OH) ₂	c-Hex
C	O	C	N	C	Ph-3,4-(OH) ₂	OH
C	O	C	N	C	Ph-3,4-(OH) ₂	CH ₂ OH
C	O	C	N	C	Ph-3,4-(OH) ₂	OMe
C	O	C	N	C	Ph-3,4-(OH) ₂	SMe
C	O	C	N	C	Ph-3,4-(OH) ₂	Cl
C	O	C	N	C	Ph-3,4-(OH) ₂	CF ₃

W ¹	W ²	W ³	W ⁴	W ⁵	R ^a	R ^b
C	O	C	N	C	Ph-3,4-(OH) ₂	Ph
C	O	C	N	C	Ph-3-SMe	H
C	O	C	N	C	Ph-3-SMe	Me
C	O	C	N	C	Ph-3-SMe	Et
C	O	C	N	C	Ph-3-SMe	n-Hex
C	O	C	N	C	Ph-3-SMe	c-Pr
C	O	C	N	C	Ph-3-SMe	c-Hex
C	O	C	N	C	Ph-3-SMe	OH
C	O	C	N	C	Ph-3-SMe	CH ₂ OH
C	O	C	N	C	Ph-3-SMe	OMe
C	O	C	N	C	Ph-3-SMe	SMe
C	O	C	N	C	Ph-3-SMe	Cl
C	O	C	N	C	Ph-3-SMe	CF ₃
C	O	C	N	C	Ph-3-SMe	Ph
C	O	C	N	C	Ph-3-CF ₃	H
C	O	C	N	C	Ph-3-CF ₃	Me
C	O	C	N	C	Ph-3-CF ₃	Et
C	O	C	N	C	Ph-3-CF ₃	n-Hex
C	O	C	N	C	Ph-3-CF ₃	c-Pr
C	O	C	N	C	Ph-3-CF ₃	c-Hex
C	O	C	N	C	Ph-3-CF ₃	OH
C	O	C	N	C	Ph-3-CF ₃	CH ₂ OH
C	O	C	N	C	Ph-3-CF ₃	OMe
C	O	C	N	C	Ph-3-CF ₃	SMe
C	O	C	N	C	Ph-3-CF ₃	Cl
C	O	C	N	C	Ph-3-CF ₃	CF ₃
C	O	C	N	C	Ph-3-CF ₃	Ph
C	O	C	N	C	Ph-3-NO ₂	H
C	O	C	N	C	Ph-3-NO ₂	Me
C	O	C	N	C	Ph-3-NO ₂	Et
C	O	C	N	C	Ph-3-NO ₂	n-Hex
C	O	C	N	C	Ph-3-NO ₂	c-Pr
C	O	C	N	C	Ph-3-NO ₂	c-Hex
C	O	C	N	C	Ph-3-NO ₂	OH
C	O	C	N	C	Ph-3-NO ₂	CH ₂ OH
C	O	C	N	C	Ph-3-NO ₂	OMe
C	O	C	N	C	Ph-3-NO ₂	SMe
C	O	C	N	C	Ph-3-NO ₂	Cl
C	O	C	N	C	Ph-3-NO ₂	CF ₃
C	O	C	N	C	Ph-3-NO ₂	Ph
C	O	C	N	C	Ph-4-NMe ₂	H
C	O	C	N	C	Ph-4-NMe ₂	Me
C	O	C	N	C	Ph-4-NMe ₂	Et
C	O	C	N	C	Ph-4-NMe ₂	n-Hex

W ¹	W ²	W ³	W ⁴	W ⁵	R ^a	R ^b
C	O	C	N	C	Ph-4-NMe ₂	c-Pr
C	O	C	N	C	Ph-4-NMe ₂	c-Hex
C	O	C	N	C	Ph-4-NMe ₂	OH
C	O	C	N	C	Ph-4-NMe ₂	CH ₂ OH
C	O	C	N	C	Ph-4-NMe ₂	OMe
C	O	C	N	C	Ph-4-NMe ₂	SMe
C	O	C	N	C	Ph-4-NMe ₂	Cl
C	O	C	N	C	Ph-4-NMe ₂	CF ₃
C	O	C	N	C	Ph-4-NMe ₂	Ph
C	S	C	N	C	Ph	H
C	S	C	N	C	Ph	Me
C	S	C	N	C	Ph	Et
C	S	C	N	C	Ph	n-Hex
C	S	C	N	C	Ph	c-Pr
C	S	C	N	C	Ph	c-Hex
C	S	C	N	C	Ph	OH
C	S	C	N	C	Ph	CH ₂ OH
C	S	C	N	C	Ph	OMe
C	S	C	N	C	Ph	SMe
C	S	C	N	C	Ph	Cl
C	S	C	N	C	Ph	CF ₃
C	S	C	N	C	Ph	Ph
C	S	C	N	C	H	H
C	S	C	N	C	H	Me
C	S	C	N	C	H	Et
C	S	C	N	C	H	n-Hex
C	S	C	N	C	H	c-Pr
C	S	C	N	C	H	c-Hex
C	S	C	N	C	H	OH
C	S	C	N	C	H	CH ₂ OH
C	S	C	N	C	H	OMe
C	S	C	N	C	H	SMe
C	S	C	N	C	H	Cl
C	S	C	N	C	H	CF ₃
C	S	C	N	C	H	Ph
C	S	C	N	C	Me	H
C	S	C	N	C	Me	Me
C	S	C	N	C	Me	Et
C	S	C	N	C	Me	n-Hex
C	S	C	N	C	Me	c-Pr
C	S	C	N	C	Me	c-Hex
C	S	C	N	C	Me	OH
C	S	C	N	C	Me	CH ₂ OH
C	S	C	N	C	Me	OMe

W ¹	W ²	W ³	W ⁴	W ⁵	R ^a	R ^b
C	S	C	N	C	Me	SMe
C	S	C	N	C	Me	Cl
C	S	C	N	C	Me	CF ₃
C	S	C	N	C	Me	Ph
C	S	C	N	C	Et	H
C	S	C	N	C	Et	Me
C	S	C	N	C	Et	Et
C	S	C	N	C	Et	n-Hex
C	S	C	N	C	Et	c-Pr
C	S	C	N	C	Et	c-Hex
C	S	C	N	C	Et	OH
C	S	C	N	C	Et	CH ₂ OH
C	S	C	N	C	Et	OMe
C	S	C	N	C	Et	SMe
C	S	C	N	C	Et	Cl
C	S	C	N	C	Et	CF ₃
C	S	C	N	C	Et	Ph
C	S	C	N	C	n-Pr	H
C	S	C	N	C	n-Pr	Me
C	S	C	N	C	n-Pr	Et
C	S	C	N	C	n-Pr	n-Hex
C	S	C	N	C	n-Pr	c-Pr
C	S	C	N	C	n-Pr	c-Hex
C	S	C	N	C	n-Pr	OH
C	S	C	N	C	n-Pr	CH ₂ OH
C	S	C	N	C	n-Pr	OMe
C	S	C	N	C	n-Pr	SMe
C	S	C	N	C	n-Pr	Cl
C	S	C	N	C	n-Pr	CF ₃
C	S	C	N	C	n-Pr	Ph
C	S	C	N	C	n-Hex	H
C	S	C	N	C	n-Hex	Me
C	S	C	N	C	n-Hex	Et
C	S	C	N	C	n-Hex	n-Hex
C	S	C	N	C	n-Hex	c-Pr
C	S	C	N	C	n-Hex	c-Hex
C	S	C	N	C	n-Hex	OH
C	S	C	N	C	n-Hex	CH ₂ OH
C	S	C	N	C	n-Hex	OMe
C	S	C	N	C	n-Hex	SMe
C	S	C	N	C	n-Hex	Cl
C	S	C	N	C	n-Hex	CF ₃
C	S	C	N	C	n-Hex	Ph
C	S	C	N	C	i-Pr	H

W ¹	W ²	W ³	W ⁴	W ⁵	R ^a	R ^b
C	S	C	N	C	i-Pr	Me
C	S	C	N	C	i-Pr	Et
C	S	C	N	C	i-Pr	n-Hex
C	S	C	N	C	i-Pr	c-Pr
C	S	C	N	C	i-Pr	c-Hex
C	S	C	N	C	i-Pr	OH
C	S	C	N	C	i-Pr	CH ₂ OH
C	S	C	N	C	i-Pr	OMe
C	S	C	N	C	i-Pr	SMe
C	S	C	N	C	i-Pr	Cl
C	S	C	N	C	i-Pr	CF ₃
C	S	C	N	C	i-Pr	Ph
C	S	C	N	C	t-Bu	H
C	S	C	N	C	t-Bu	Me
C	S	C	N	C	t-Bu	Et
C	S	C	N	C	t-Bu	n-Hex
C	S	C	N	C	t-Bu	c-Pr
C	S	C	N	C	t-Bu	c-Hex
C	S	C	N	C	t-Bu	OH
C	S	C	N	C	t-Bu	CH ₂ OH
C	S	C	N	C	t-Bu	OMe
C	S	C	N	C	t-Bu	SMe
C	S	C	N	C	t-Bu	Cl
C	S	C	N	C	t-Bu	CF ₃
C	S	C	N	C	t-Bu	Ph
C	S	C	N	C	c-Hex	H
C	S	C	N	C	c-Hex	Me
C	S	C	N	C	c-Hex	Et
C	S	C	N	C	c-Hex	n-Hex
C	S	C	N	C	c-Hex	c-Pr
C	S	C	N	C	c-Hex	c-Hex
C	S	C	N	C	c-Hex	OH
C	S	C	N	C	c-Hex	CH ₂ OH
C	S	C	N	C	c-Hex	OMe
C	S	C	N	C	c-Hex	SMe
C	S	C	N	C	c-Hex	Cl
C	S	C	N	C	c-Hex	CF ₃
C	S	C	N	C	c-Hex	Ph
C	S	C	N	C	3-c-hexenyl	H
C	S	C	N	C	3-c-hexenyl	Me
C	S	C	N	C	3-c-hexenyl	Et
C	S	C	N	C	3-c-hexenyl	n-Hex
C	S	C	N	C	3-c-hexenyl	c-Pr
C	S	C	N	C	3-c-hexenyl	c-Hex

W ¹	W ²	W ³	W ⁴	W ⁵	R ^a	R ^b
C	S	C	N	C	3-c-hexenyl	OH
C	S	C	N	C	3-c-hexenyl	CH ₂ OH
C	S	C	N	C	3-c-hexenyl	OMe
C	S	C	N	C	3-c-hexenyl	SMe
C	S	C	N	C	3-c-hexenyl	Cl
C	S	C	N	C	3-c-hexenyl	CF ₃
C	S	C	N	C	3-c-hexenyl	Ph
C	S	C	N	C	CH ₂ OH	H
C	S	C	N	C	CH ₂ OH	Me
C	S	C	N	C	CH ₂ OH	Et
C	S	C	N	C	CH ₂ OH	n-Hex
C	S	C	N	C	CH ₂ OH	c-Pr
C	S	C	N	C	CH ₂ OH	c-Hex
C	S	C	N	C	CH ₂ OH	OH
C	S	C	N	C	CH ₂ OH	CH ₂ OH
C	S	C	N	C	CH ₂ OH	OMe
C	S	C	N	C	CH ₂ OH	SMe
C	S	C	N	C	CH ₂ OH	Cl
C	S	C	N	C	CH ₂ OH	CF ₃
C	S	C	N	C	CH ₂ OH	Ph
C	S	C	N	C	CH ₂ Ph	H
C	S	C	N	C	CH ₂ Ph	Me
C	S	C	N	C	CH ₂ Ph	Et
C	S	C	N	C	CH ₂ Ph	n-Hex
C	S	C	N	C	CH ₂ Ph	c-Pr
C	S	C	N	C	CH ₂ Ph	c-Hex
C	S	C	N	C	CH ₂ Ph	OH
C	S	C	N	C	CH ₂ Ph	CH ₂ OH
C	S	C	N	C	CH ₂ Ph	OMe
C	S	C	N	C	CH ₂ Ph	SMe
C	S	C	N	C	CH ₂ Ph	Cl
C	S	C	N	C	CH ₂ Ph	CF ₃
C	S	C	N	C	CH ₂ Ph	Ph
C	S	C	N	C	α -naphthyl	H
C	S	C	N	C	α -naphthyl	Me
C	S	C	N	C	α -naphthyl	Et
C	S	C	N	C	α -naphthyl	n-Hex
C	S	C	N	C	α -naphthyl	c-Pr
C	S	C	N	C	α -naphthyl	c-Hex
C	S	C	N	C	α -naphthyl	OH
C	S	C	N	C	α -naphthyl	CH ₂ OH
C	S	C	N	C	α -naphthyl	OMe
C	S	C	N	C	α -naphthyl	SMe
C	S	C	N	C	α -naphthyl	Cl

W ¹	W ²	W ³	W ⁴	W ⁵	R ^a	R ^b
C	S	C	N	C	α -naphthyl	CF ₃
C	S	C	N	C	α -naphthyl	Ph
C	S	C	N	C	β -naphthyl	H
C	S	C	N	C	β -naphthyl	Me
C	S	C	N	C	β -naphthyl	Et
C	S	C	N	C	β -naphthyl	n-Hex
C	S	C	N	C	β -naphthyl	c-Pr
C	S	C	N	C	β -naphthyl	c-Hex
C	S	C	N	C	β -naphthyl	OH
C	S	C	N	C	β -naphthyl	CH ₂ OH
C	S	C	N	C	β -naphthyl	OMe
C	S	C	N	C	β -naphthyl	SMe
C	S	C	N	C	β -naphthyl	Cl
C	S	C	N	C	β -naphthyl	CF ₃
C	S	C	N	C	β -naphthyl	Ph
C	S	C	N	C	2-pyridyl	H
C	S	C	N	C	2-pyridyl	Me
C	S	C	N	C	2-pyridyl	Et
C	S	C	N	C	2-pyridyl	n-Hex
C	S	C	N	C	2-pyridyl	c-Pr
C	S	C	N	C	2-pyridyl	c-Hex
C	S	C	N	C	2-pyridyl	OH
C	S	C	N	C	2-pyridyl	CH ₂ OH
C	S	C	N	C	2-pyridyl	OMe
C	S	C	N	C	2-pyridyl	SMe
C	S	C	N	C	2-pyridyl	Cl
C	S	C	N	C	2-pyridyl	CF ₃
C	S	C	N	C	2-pyridyl	Ph
C	S	C	N	C	3-pyridyl	H
C	S	C	N	C	3-pyridyl	Me
C	S	C	N	C	3-pyridyl	Et
C	S	C	N	C	3-pyridyl	n-Hex
C	S	C	N	C	3-pyridyl	c-Pr
C	S	C	N	C	3-pyridyl	c-Hex
C	S	C	N	C	3-pyridyl	OH
C	S	C	N	C	3-pyridyl	CH ₂ OH
C	S	C	N	C	3-pyridyl	OMe
C	S	C	N	C	3-pyridyl	SMe
C	S	C	N	C	3-pyridyl	Cl
C	S	C	N	C	3-pyridyl	CF ₃
C	S	C	N	C	3-pyridyl	Ph
C	S	C	N	C	4-pyridyl	H
C	S	C	N	C	4-pyridyl	Me
C	S	C	N	C	4-pyridyl	Et

W ¹	W ²	W ³	W ⁴	W ⁵	R ^a	R ^b
C	S	C	N	C	4-pyridyl	n-Hex
C	S	C	N	C	4-pyridyl	c-Pr
C	S	C	N	C	4-pyridyl	c-Hex
C	S	C	N	C	4-pyridyl	OH
C	S	C	N	C	4-pyridyl	CH ₂ OH
C	S	C	N	C	4-pyridyl	OMe
C	S	C	N	C	4-pyridyl	SMe
C	S	C	N	C	4-pyridyl	Cl
C	S	C	N	C	4-pyridyl	CF ₃
C	S	C	N	C	4-pyridyl	Ph
C	S	C	N	C	2-furanyl	H
C	S	C	N	C	2-furanyl	Me
C	S	C	N	C	2-furanyl	Et
C	S	C	N	C	2-furanyl	n-Hex
C	S	C	N	C	2-furanyl	c-Pr
C	S	C	N	C	2-furanyl	c-Hex
C	S	C	N	C	2-furanyl	OH
C	S	C	N	C	2-furanyl	CH ₂ OH
C	S	C	N	C	2-furanyl	OMe
C	S	C	N	C	2-furanyl	SMe
C	S	C	N	C	2-furanyl	Cl
C	S	C	N	C	2-furanyl	CF ₃
C	S	C	N	C	2-furanyl	Ph
C	S	C	N	C	2-thienyl	H
C	S	C	N	C	2-thienyl	Me
C	S	C	N	C	2-thienyl	Et
C	S	C	N	C	2-thienyl	n-Hex
C	S	C	N	C	2-thienyl	c-Pr
C	S	C	N	C	2-thienyl	c-Hex
C	S	C	N	C	2-thienyl	OH
C	S	C	N	C	2-thienyl	CH ₂ OH
C	S	C	N	C	2-thienyl	OMe
C	S	C	N	C	2-thienyl	SMe
C	S	C	N	C	2-thienyl	Cl
C	S	C	N	C	2-thienyl	CF ₃
C	S	C	N	C	2-thienyl	Ph
C	S	C	N	C	2-tolyl	H
C	S	C	N	C	2-tolyl	Me
C	S	C	N	C	2-tolyl	Et
C	S	C	N	C	2-tolyl	n-Hex
C	S	C	N	C	2-tolyl	c-Pr
C	S	C	N	C	2-tolyl	c-Hex
C	S	C	N	C	2-tolyl	OH
C	S	C	N	C	2-tolyl	CH ₂ OH

W ¹	W ²	W ³	W ⁴	W ⁵	R ^a	R ^b
C	S	C	N	C	2-tolyl	OMe
C	S	C	N	C	2-tolyl	SMe
C	S	C	N	C	2-tolyl	Cl
C	S	C	N	C	2-tolyl	CF ₃
C	S	C	N	C	2-tolyl	Ph
C	S	C	N	C	3-tolyl	H
C	S	C	N	C	3-tolyl	Me
C	S	C	N	C	3-tolyl	Et
C	S	C	N	C	3-tolyl	n-Hex
C	S	C	N	C	3-tolyl	c-Pr
C	S	C	N	C	3-tolyl	c-Hex
C	S	C	N	C	3-tolyl	OH
C	S	C	N	C	3-tolyl	CH ₂ OH
C	S	C	N	C	3-tolyl	OMe
C	S	C	N	C	3-tolyl	SMe
C	S	C	N	C	3-tolyl	Cl
C	S	C	N	C	3-tolyl	CF ₃
C	S	C	N	C	3-tolyl	Ph
C	S	C	N	C	4-tolyl	H
C	S	C	N	C	4-tolyl	Me
C	S	C	N	C	4-tolyl	Et
C	S	C	N	C	4-tolyl	n-Hex
C	S	C	N	C	4-tolyl	c-Pr
C	S	C	N	C	4-tolyl	c-Hex
C	S	C	N	C	4-tolyl	OH
C	S	C	N	C	4-tolyl	CH ₂ OH
C	S	C	N	C	4-tolyl	OMe
C	S	C	N	C	4-tolyl	SMe
C	S	C	N	C	4-tolyl	Cl
C	S	C	N	C	4-tolyl	CF ₃
C	S	C	N	C	4-tolyl	Ph
C	S	C	N	C	Ph-2,3-Me ₂	H
C	S	C	N	C	Ph-2,3-Me ₂	Me
C	S	C	N	C	Ph-2,3-Me ₂	Et
C	S	C	N	C	Ph-2,3-Me ₂	n-Hex
C	S	C	N	C	Ph-2,3-Me ₂	c-Pr
C	S	C	N	C	Ph-2,3-Me ₂	c-Hex
C	S	C	N	C	Ph-2,3-Me ₂	OH
C	S	C	N	C	Ph-2,3-Me ₂	CH ₂ OH
C	S	C	N	C	Ph-2,3-Me ₂	OMe
C	S	C	N	C	Ph-2,3-Me ₂	SMe
C	S	C	N	C	Ph-2,3-Me ₂	Cl
C	S	C	N	C	Ph-2,3-Me ₂	CF ₃
C	S	C	N	C	Ph-2,3-Me ₂	Ph

W ¹	W ²	W ³	W ⁴	W ⁵	R ^a	R ^b
C	S	C	N	C	Ph-3,4-Me ₂	H
C	S	C	N	C	Ph-3,4-Me ₂	Me
C	S	C	N	C	Ph-3,4-Me ₂	Et
C	S	C	N	C	Ph-3,4-Me ₂	n-Hex
C	S	C	N	C	Ph-3,4-Me ₂	c-Pr
C	S	C	N	C	Ph-3,4-Me ₂	c-Hex
C	S	C	N	C	Ph-3,4-Me ₂	OH
C	S	C	N	C	Ph-3,4-Me ₂	CH ₂ OH
C	S	C	N	C	Ph-3,4-Me ₂	OMe
C	S	C	N	C	Ph-3,4-Me ₂	SMe
C	S	C	N	C	Ph-3,4-Me ₂	Cl
C	S	C	N	C	Ph-3,4-Me ₂	CF ₃
C	S	C	N	C	Ph-3,4-Me ₂	Ph
C	S	C	N	C	Ph-3,5-Me ₂	H
C	S	C	N	C	Ph-3,5-Me ₂	Me
C	S	C	N	C	Ph-3,5-Me ₂	Et
C	S	C	N	C	Ph-3,5-Me ₂	n-Hex
C	S	C	N	C	Ph-3,5-Me ₂	c-Pr
C	S	C	N	C	Ph-3,5-Me ₂	c-Hex
C	S	C	N	C	Ph-3,5-Me ₂	OH
C	S	C	N	C	Ph-3,5-Me ₂	CH ₂ OH
C	S	C	N	C	Ph-3,5-Me ₂	OMe
C	S	C	N	C	Ph-3,5-Me ₂	SMe
C	S	C	N	C	Ph-3,5-Me ₂	Cl
C	S	C	N	C	Ph-3,5-Me ₂	CF ₃
C	S	C	N	C	Ph-3,5-Me ₂	Ph
C	S	C	N	C	Ph-2,6-Me ₂	H
C	S	C	N	C	Ph-2,6-Me ₂	Me
C	S	C	N	C	Ph-2,6-Me ₂	Et
C	S	C	N	C	Ph-2,6-Me ₂	n-Hex
C	S	C	N	C	Ph-2,6-Me ₂	c-Pr
C	S	C	N	C	Ph-2,6-Me ₂	c-Hex
C	S	C	N	C	Ph-2,6-Me ₂	OH
C	S	C	N	C	Ph-2,6-Me ₂	CH ₂ OH
C	S	C	N	C	Ph-2,6-Me ₂	OMe
C	S	C	N	C	Ph-2,6-Me ₂	SMe
C	S	C	N	C	Ph-2,6-Me ₂	Cl
C	S	C	N	C	Ph-2,6-Me ₂	CF ₃
C	S	C	N	C	Ph-2,6-Me ₂	Ph
C	S	C	N	C	Ph-2-Cl	H
C	S	C	N	C	Ph-2-Cl	Me
C	S	C	N	C	Ph-2-Cl	Et
C	S	C	N	C	Ph-2-Cl	n-Hex
C	S	C	N	C	Ph-2-Cl	c-Pr

W ¹	W ²	W ³	W ⁴	W ⁵	R ^a	R ^b
C	S	C	N	C	Ph-2-Cl	c-Hex
C	S	C	N	C	Ph-2-Cl	OH
C	S	C	N	C	Ph-2-Cl	CH ₂ OH
C	S	C	N	C	Ph-2-Cl	OMe
C	S	C	N	C	Ph-2-Cl	SMe
C	S	C	N	C	Ph-2-Cl	Cl
C	S	C	N	C	Ph-2-Cl	CF ₃
C	S	C	N	C	Ph-2-Cl	Ph
C	S	C	N	C	Ph-3-Cl	H
C	S	C	N	C	Ph-3-Cl	Me
C	S	C	N	C	Ph-3-Cl	Et
C	S	C	N	C	Ph-3-Cl	n-Hex
C	S	C	N	C	Ph-3-Cl	c-Pr
C	S	C	N	C	Ph-3-Cl	c-Hex
C	S	C	N	C	Ph-3-Cl	OH
C	S	C	N	C	Ph-3-Cl	CH ₂ OH
C	S	C	N	C	Ph-3-Cl	OMe
C	S	C	N	C	Ph-3-Cl	SMe
C	S	C	N	C	Ph-3-Cl	Cl
C	S	C	N	C	Ph-3-Cl	CF ₃
C	S	C	N	C	Ph-3-Cl	Ph
C	S	C	N	C	Ph-4-Cl	H
C	S	C	N	C	Ph-4-Cl	Me
C	S	C	N	C	Ph-4-Cl	Et
C	S	C	N	C	Ph-4-Cl	n-Hex
C	S	C	N	C	Ph-4-Cl	c-Pr
C	S	C	N	C	Ph-4-Cl	c-Hex
C	S	C	N	C	Ph-4-Cl	OH
C	S	C	N	C	Ph-4-Cl	CH ₂ OH
C	S	C	N	C	Ph-4-Cl	OMe
C	S	C	N	C	Ph-4-Cl	SMe
C	S	C	N	C	Ph-4-Cl	Cl
C	S	C	N	C	Ph-4-Cl	CF ₃
C	S	C	N	C	Ph-4-Cl	Ph
C	S	C	N	C	Ph-3,4-Cl ₂	H
C	S	C	N	C	Ph-3,4-Cl ₂	Me
C	S	C	N	C	Ph-3,4-Cl ₂	Et
C	S	C	N	C	Ph-3,4-Cl ₂	n-Hex
C	S	C	N	C	Ph-3,4-Cl ₂	c-Pr
C	S	C	N	C	Ph-3,4-Cl ₂	c-Hex
C	S	C	N	C	Ph-3,4-Cl ₂	OH
C	S	C	N	C	Ph-3,4-Cl ₂	CH ₂ OH
C	S	C	N	C	Ph-3,4-Cl ₂	OMe
C	S	C	N	C	Ph-3,4-Cl ₂	SMe

W ¹	W ²	W ³	W ⁴	W ⁵	R ^a	R ^b
C	S	C	N	C	Ph-3,4-Cl ₂	Cl
C	S	C	N	C	Ph-3,4-Cl ₂	CF ₃
C	S	C	N	C	Ph-3,4-Cl ₂	Ph
C	S	C	N	C	Ph-4-F	H
C	S	C	N	C	Ph-4-F	Me
C	S	C	N	C	Ph-4-F	Et
C	S	C	N	C	Ph-4-F	n-Hex
C	S	C	N	C	Ph-4-F	c-Pr
C	S	C	N	C	Ph-4-F	c-Hex
C	S	C	N	C	Ph-4-F	OH
C	S	C	N	C	Ph-4-F	CH ₂ OH
C	S	C	N	C	Ph-4-F	OMe
C	S	C	N	C	Ph-4-F	SMe
C	S	C	N	C	Ph-4-F	Cl
C	S	C	N	C	Ph-4-F	CF ₃
C	S	C	N	C	Ph-4-F	Ph
C	S	C	N	C	Ph-4-Br	H
C	S	C	N	C	Ph-4-Br	Me
C	S	C	N	C	Ph-4-Br	Et
C	S	C	N	C	Ph-4-Br	n-Hex
C	S	C	N	C	Ph-4-Br	c-Pr
C	S	C	N	C	Ph-4-Br	c-Hex
C	S	C	N	C	Ph-4-Br	OH
C	S	C	N	C	Ph-4-Br	CH ₂ OH
C	S	C	N	C	Ph-4-Br	OMe
C	S	C	N	C	Ph-4-Br	SMe
C	S	C	N	C	Ph-4-Br	Cl
C	S	C	N	C	Ph-4-Br	CF ₃
C	S	C	N	C	Ph-4-Br	Ph
C	S	C	N	C	Ph-2-OMe	H
C	S	C	N	C	Ph-2-OMe	Me
C	S	C	N	C	Ph-2-OMe	Et
C	S	C	N	C	Ph-2-OMe	n-Hex
C	S	C	N	C	Ph-2-OMe	c-Pr
C	S	C	N	C	Ph-2-OMe	c-Hex
C	S	C	N	C	Ph-2-OMe	OH
C	S	C	N	C	Ph-2-OMe	CH ₂ OH
C	S	C	N	C	Ph-2-OMe	OMe
C	S	C	N	C	Ph-2-OMe	SMe
C	S	C	N	C	Ph-2-OMe	Cl
C	S	C	N	C	Ph-2-OMe	CF ₃
C	S	C	N	C	Ph-2-OMe	Ph
C	S	C	N	C	Ph-3-OMe	H
C	S	C	N	C	Ph-3-OMe	Me

W ¹	W ²	W ³	W ⁴	W ⁵	R ^a	R ^b
C	S	C	N	C	Ph-3-OMe	Et
C	S	C	N	C	Ph-3-OMe	n-Hex
C	S	C	N	C	Ph-3-OMe	c-Pr
C	S	C	N	C	Ph-3-OMe	c-Hex
C	S	C	N	C	Ph-3-OMe	OH
C	S	C	N	C	Ph-3-OMe	CH ₂ OH
C	S	C	N	C	Ph-3-OMe	OMe
C	S	C	N	C	Ph-3-OMe	SMe
C	S	C	N	C	Ph-3-OMe	Cl
C	S	C	N	C	Ph-3-OMe	CF ₃
C	S	C	N	C	Ph-3-OMe	Ph
C	S	C	N	C	Ph-4-OMe	H
C	S	C	N	C	Ph-4-OMe	Me
C	S	C	N	C	Ph-4-OMe	Et
C	S	C	N	C	Ph-4-OMe	n-Hex
C	S	C	N	C	Ph-4-OMe	c-Pr
C	S	C	N	C	Ph-4-OMe	c-Hex
C	S	C	N	C	Ph-4-OMe	OH
C	S	C	N	C	Ph-4-OMe	CH ₂ OH
C	S	C	N	C	Ph-4-OMe	OMe
C	S	C	N	C	Ph-4-OMe	SMe
C	S	C	N	C	Ph-4-OMe	Cl
C	S	C	N	C	Ph-4-OMe	CF ₃
C	S	C	N	C	Ph-4-OMe	Ph
C	S	C	N	C	Ph-3,4-(OMe) ₂	H
C	S	C	N	C	Ph-3,4-(OMe) ₂	Me
C	S	C	N	C	Ph-3,4-(OMe) ₂	Et
C	S	C	N	C	Ph-3,4-(OMe) ₂	n-Hex
C	S	C	N	C	Ph-3,4-(OMe) ₂	c-Pr
C	S	C	N	C	Ph-3,4-(OMe) ₂	c-Hex
C	S	C	N	C	Ph-3,4-(OMe) ₂	OH
C	S	C	N	C	Ph-3,4-(OMe) ₂	CH ₂ OH
C	S	C	N	C	Ph-3,4-(OMe) ₂	OMe
C	S	C	N	C	Ph-3,4-(OMe) ₂	SMe
C	S	C	N	C	Ph-3,4-(OMe) ₂	Cl
C	S	C	N	C	Ph-3,4-(OMe) ₂	CF ₃
C	S	C	N	C	Ph-3,4-(OMe) ₂	Ph
C	S	C	N	C	Ph-2-OH	H
C	S	C	N	C	Ph-2-OH	Me
C	S	C	N	C	Ph-2-OH	Et
C	S	C	N	C	Ph-2-OH	n-Hex
C	S	C	N	C	Ph-2-OH	c-Pr
C	S	C	N	C	Ph-2-OH	c-Hex
C	S	C	N	C	Ph-2-OH	OH

W ¹	W ²	W ³	W ⁴	W ⁵	R ^a	R ^b
C	S	C	N	C	Ph-2-OH	CH ₂ OH
C	S	C	N	C	Ph-2-OH	OMe
C	S	C	N	C	Ph-2-OH	SMe
C	S	C	N	C	Ph-2-OH	Cl
C	S	C	N	C	Ph-2-OH	CF ₃
C	S	C	N	C	Ph-2-OH	Ph
C	S	C	N	C	Ph-3-OH	H
C	S	C	N	C	Ph-3-OH	Me
C	S	C	N	C	Ph-3-OH	Et
C	S	C	N	C	Ph-3-OH	n-Hex
C	S	C	N	C	Ph-3-OH	c-Pr
C	S	C	N	C	Ph-3-OH	c-Hex
C	S	C	N	C	Ph-3-OH	OH
C	S	C	N	C	Ph-3-OH	CH ₂ OH
C	S	C	N	C	Ph-3-OH	OMe
C	S	C	N	C	Ph-3-OH	SMe
C	S	C	N	C	Ph-3-OH	Cl
C	S	C	N	C	Ph-3-OH	CF ₃
C	S	C	N	C	Ph-3-OH	Ph
C	S	C	N	C	Ph-4-OH	H
C	S	C	N	C	Ph-4-OH	Me
C	S	C	N	C	Ph-4-OH	Et
C	S	C	N	C	Ph-4-OH	n-Hex
C	S	C	N	C	Ph-4-OH	c-Pr
C	S	C	N	C	Ph-4-OH	c-Hex
C	S	C	N	C	Ph-4-OH	OH
C	S	C	N	C	Ph-4-OH	CH ₂ OH
C	S	C	N	C	Ph-4-OH	OMe
C	S	C	N	C	Ph-4-OH	SMe
C	S	C	N	C	Ph-4-OH	Cl
C	S	C	N	C	Ph-4-OH	CF ₃
C	S	C	N	C	Ph-4-OH	Ph
C	S	C	N	C	Ph-3,4-(OH) ₂	H
C	S	C	N	C	Ph-3,4-(OH) ₂	Me
C	S	C	N	C	Ph-3,4-(OH) ₂	Et
C	S	C	N	C	Ph-3,4-(OH) ₂	n-Hex
C	S	C	N	C	Ph-3,4-(OH) ₂	c-Pr
C	S	C	N	C	Ph-3,4-(OH) ₂	c-Hex
C	S	C	N	C	Ph-3,4-(OH) ₂	OH
C	S	C	N	C	Ph-3,4-(OH) ₂	CH ₂ OH
C	S	C	N	C	Ph-3,4-(OH) ₂	OMe
C	S	C	N	C	Ph-3,4-(OH) ₂	SMe
C	S	C	N	C	Ph-3,4-(OH) ₂	Cl
C	S	C	N	C	Ph-3,4-(OH) ₂	CF ₃

W ¹	W ²	W ³	W ⁴	W ⁵	R ^a	R ^b
C	S	C	N	C	Ph-3,4-(OH) ₂	Ph
C	S	C	N	C	Ph-3-SMe	H
C	S	C	N	C	Ph-3-SMe	Me
C	S	C	N	C	Ph-3-SMe	Et
C	S	C	N	C	Ph-3-SMe	n-Hex
C	S	C	N	C	Ph-3-SMe	c-Pr
C	S	C	N	C	Ph-3-SMe	c-Hex
C	S	C	N	C	Ph-3-SMe	OH
C	S	C	N	C	Ph-3-SMe	CH ₂ OH
C	S	C	N	C	Ph-3-SMe	OMe
C	S	C	N	C	Ph-3-SMe	SMe
C	S	C	N	C	Ph-3-SMe	Cl
C	S	C	N	C	Ph-3-SMe	CF ₃
C	S	C	N	C	Ph-3-SMe	Ph
C	S	C	N	C	Ph-3-CF ₃	H
C	S	C	N	C	Ph-3-CF ₃	Me
C	S	C	N	C	Ph-3-CF ₃	Et
C	S	C	N	C	Ph-3-CF ₃	n-Hex
C	S	C	N	C	Ph-3-CF ₃	c-Pr
C	S	C	N	C	Ph-3-CF ₃	c-Hex
C	S	C	N	C	Ph-3-CF ₃	OH
C	S	C	N	C	Ph-3-CF ₃	CH ₂ OH
C	S	C	N	C	Ph-3-CF ₃	OMe
C	S	C	N	C	Ph-3-CF ₃	SMe
C	S	C	N	C	Ph-3-CF ₃	Cl
C	S	C	N	C	Ph-3-CF ₃	CF ₃
C	S	C	N	C	Ph-3-CF ₃	Ph
C	S	C	N	C	Ph-3-NO ₂	H
C	S	C	N	C	Ph-3-NO ₂	Me
C	S	C	N	C	Ph-3-NO ₂	Et
C	S	C	N	C	Ph-3-NO ₂	n-Hex
C	S	C	N	C	Ph-3-NO ₂	c-Pr
C	S	C	N	C	Ph-3-NO ₂	c-Hex
C	S	C	N	C	Ph-3-NO ₂	OH
C	S	C	N	C	Ph-3-NO ₂	CH ₂ OH
C	S	C	N	C	Ph-3-NO ₂	OMe
C	S	C	N	C	Ph-3-NO ₂	SMe
C	S	C	N	C	Ph-3-NO ₂	Cl
C	S	C	N	C	Ph-3-NO ₂	CF ₃
C	S	C	N	C	Ph-3-NO ₂	Ph
C	S	C	N	C	Ph-4-NMe ₂	H
C	S	C	N	C	Ph-4-NMe ₂	Me
C	S	C	N	C	Ph-4-NMe ₂	Et
C	S	C	N	C	Ph-4-NMe ₂	n-Hex

W ¹	W ²	W ³	W ⁴	W ⁵	R ^a	R ^b
C	S	C	N	C	Ph-4-NMe ₂	c-Pr
C	S	C	N	C	Ph-4-NMe ₂	c-Hex
C	S	C	N	C	Ph-4-NMe ₂	OH
C	S	C	N	C	Ph-4-NMe ₂	CH ₂ OH
C	S	C	N	C	Ph-4-NMe ₂	OMe
C	S	C	N	C	Ph-4-NMe ₂	SMe
C	S	C	N	C	Ph-4-NMe ₂	Cl
C	S	C	N	C	Ph-4-NMe ₂	CF ₃
C	S	C	N	C	Ph-4-NMe ₂	Ph
C	N	N	N	C	Ph	H
C	N	N	N	C	Ph	Me
C	N	N	N	C	Ph	Et
C	N	N	N	C	Ph	n-Hex
C	N	N	N	C	Ph	c-Pr
C	N	N	N	C	Ph	c-Hex
C	N	N	N	C	Ph	OH
C	N	N	N	C	Ph	CH ₂ OH
C	N	N	N	C	Ph	OMe
C	N	N	N	C	Ph	SMe
C	N	N	N	C	Ph	Cl
C	N	N	N	C	Ph	CF ₃
C	N	N	N	C	Ph	Ph
C	N	N	N	C	H	H
C	N	N	N	C	H	Me
C	N	N	N	C	H	Et
C	N	N	N	C	H	n-Hex
C	N	N	N	C	H	c-Pr
C	N	N	N	C	H	c-Hex
C	N	N	N	C	H	OH
C	N	N	N	C	H	CH ₂ OH
C	N	N	N	C	H	OMe
C	N	N	N	C	H	SMe
C	N	N	N	C	H	Cl
C	N	N	N	C	H	CF ₃
C	N	N	N	C	H	Ph
C	N	N	N	C	Me	H
C	N	N	N	C	Me	Me
C	N	N	N	C	Me	Et
C	N	N	N	C	Me	n-Hex
C	N	N	N	C	Me	c-Pr
C	N	N	N	C	Me	c-Hex
C	N	N	N	C	Me	OH
C	N	N	N	C	Me	CH ₂ OH
C	N	N	N	C	Me	OMe

W ¹	W ²	W ³	W ⁴	W ⁵	R ^a	R ^b
C	N	N	N	C	Me	SMe
C	N	N	N	C	Me	Cl
C	N	N	N	C	Me	CF ₃
C	N	N	N	C	Me	Ph
C	N	N	N	C	Et	H
C	N	N	N	C	Et	Me
C	N	N	N	C	Et	Et
C	N	N	N	C	Et	n-Hex
C	N	N	N	C	Et	c-Pr
C	N	N	N	C	Et	c-Hex
C	N	N	N	C	Et	OH
C	N	N	N	C	Et	CH ₂ OH
C	N	N	N	C	Et	OMe
C	N	N	N	C	Et	SMe
C	N	N	N	C	Et	Cl
C	N	N	N	C	Et	CF ₃
C	N	N	N	C	Et	Ph
C	N	N	N	C	n-Pr	H
C	N	N	N	C	n-Pr	Me
C	N	N	N	C	n-Pr	Et
C	N	N	N	C	n-Pr	n-Hex
C	N	N	N	C	n-Pr	c-Pr
C	N	N	N	C	n-Pr	c-Hex
C	N	N	N	C	n-Pr	OH
C	N	N	N	C	n-Pr	CH ₂ OH
C	N	N	N	C	n-Pr	OMe
C	N	N	N	C	n-Pr	SMe
C	N	N	N	C	n-Pr	Cl
C	N	N	N	C	n-Pr	CF ₃
C	N	N	N	C	n-Pr	Ph
C	N	N	N	C	n-Hex	H
C	N	N	N	C	n-Hex	Me
C	N	N	N	C	n-Hex	Et
C	N	N	N	C	n-Hex	n-Hex
C	N	N	N	C	n-Hex	c-Pr
C	N	N	N	C	n-Hex	c-Hex
C	N	N	N	C	n-Hex	OH
C	N	N	N	C	n-Hex	CH ₂ OH
C	N	N	N	C	n-Hex	OMe
C	N	N	N	C	n-Hex	SMe
C	N	N	N	C	n-Hex	Cl
C	N	N	N	C	n-Hex	CF ₃
C	N	N	N	C	n-Hex	Ph
C	N	N	N	C	i-Pr	H

W ¹	W ²	W ³	W ⁴	W ⁵	R ^a	R ^b
C	N	N	N	C	i-Pr	Me
C	N	N	N	C	i-Pr	Et
C	N	N	N	C	i-Pr	n-Hex
C	N	N	N	C	i-Pr	c-Pr
C	N	N	N	C	i-Pr	c-Hex
C	N	N	N	C	i-Pr	OH
C	N	N	N	C	i-Pr	CH ₂ OH
C	N	N	N	C	i-Pr	OMe
C	N	N	N	C	i-Pr	SMe
C	N	N	N	C	i-Pr	Cl
C	N	N	N	C	i-Pr	CF ₃
C	N	N	N	C	i-Pr	Ph
C	N	N	N	C	t-Bu	H
C	N	N	N	C	t-Bu	Me
C	N	N	N	C	t-Bu	Et
C	N	N	N	C	t-Bu	n-Hex
C	N	N	N	C	t-Bu	c-Pr
C	N	N	N	C	t-Bu	c-Hex
C	N	N	N	C	t-Bu	OH
C	N	N	N	C	t-Bu	CH ₂ OH
C	N	N	N	C	t-Bu	OMe
C	N	N	N	C	t-Bu	SMe
C	N	N	N	C	t-Bu	Cl
C	N	N	N	C	t-Bu	CF ₃
C	N	N	N	C	t-Bu	Ph
C	N	N	N	C	c-Hex	H
C	N	N	N	C	c-Hex	Me
C	N	N	N	C	c-Hex	Et
C	N	N	N	C	c-Hex	n-Hex
C	N	N	N	C	c-Hex	c-Pr
C	N	N	N	C	c-Hex	c-Hex
C	N	N	N	C	c-Hex	OH
C	N	N	N	C	c-Hex	CH ₂ OH
C	N	N	N	C	c-Hex	OMe
C	N	N	N	C	c-Hex	SMe
C	N	N	N	C	c-Hex	Cl
C	N	N	N	C	c-Hex	CF ₃
C	N	N	N	C	c-Hex	Ph
C	N	N	N	C	3-c-hexenyl	H
C	N	N	N	C	3-c-hexenyl	Me
C	N	N	N	C	3-c-hexenyl	Et
C	N	N	N	C	3-c-hexenyl	n-Hex
C	N	N	N	C	3-c-hexenyl	c-Pr
C	N	N	N	C	3-c-hexenyl	c-Hex

W ¹	W ²	W ³	W ⁴	W ⁵	R ^a	R ^b
C	N	N	N	C	3-c-hexenyl	OH
C	N	N	N	C	3-c-hexenyl	CH ₂ OH
C	N	N	N	C	3-c-hexenyl	OMe
C	N	N	N	C	3-c-hexenyl	SMe
C	N	N	N	C	3-c-hexenyl	Cl
C	N	N	N	C	3-c-hexenyl	CF ₃
C	N	N	N	C	3-c-hexenyl	Ph
C	N	N	N	C	CH ₂ OH	H
C	N	N	N	C	CH ₂ OH	Me
C	N	N	N	C	CH ₂ OH	Et
C	N	N	N	C	CH ₂ OH	n-Hex
C	N	N	N	C	CH ₂ OH	c-Pr
C	N	N	N	C	CH ₂ OH	c-Hex
C	N	N	N	C	CH ₂ OH	OH
C	N	N	N	C	CH ₂ OH	CH ₂ OH
C	N	N	N	C	CH ₂ OH	OMe
C	N	N	N	C	CH ₂ OH	SMe
C	N	N	N	C	CH ₂ OH	Cl
C	N	N	N	C	CH ₂ OH	CF ₃
C	N	N	N	C	CH ₂ OH	Ph
C	N	N	N	C	CH ₂ Ph	H
C	N	N	N	C	CH ₂ Ph	Me
C	N	N	N	C	CH ₂ Ph	Et
C	N	N	N	C	CH ₂ Ph	n-Hex
C	N	N	N	C	CH ₂ Ph	c-Pr
C	N	N	N	C	CH ₂ Ph	c-Hex
C	N	N	N	C	CH ₂ Ph	OH
C	N	N	N	C	CH ₂ Ph	CH ₂ OH
C	N	N	N	C	CH ₂ Ph	OMe
C	N	N	N	C	CH ₂ Ph	SMe
C	N	N	N	C	CH ₂ Ph	Cl
C	N	N	N	C	CH ₂ Ph	CF ₃
C	N	N	N	C	CH ₂ Ph	Ph
C	N	N	N	C	α -naphthyl	H
C	N	N	N	C	α -naphthyl	Me
C	N	N	N	C	α -naphthyl	Et
C	N	N	N	C	α -naphthyl	n-Hex
C	N	N	N	C	α -naphthyl	c-Pr
C	N	N	N	C	α -naphthyl	c-Hex
C	N	N	N	C	α -naphthyl	OH
C	N	N	N	C	α -naphthyl	CH ₂ OH
C	N	N	N	C	α -naphthyl	OMe
C	N	N	N	C	α -naphthyl	SMe
C	N	N	N	C	α -naphthyl	Cl

W ¹	W ²	W ³	W ⁴	W ⁵	R ^a	R ^b
C	N	N	N	C	α -naphthyl	CF ₃
C	N	N	N	C	α -naphthyl	Ph
C	N	N	N	C	β -naphthyl	H
C	N	N	N	C	β -naphthyl	Me
C	N	N	N	C	β -naphthyl	Et
C	N	N	N	C	β -naphthyl	n-Hex
C	N	N	N	C	β -naphthyl	c-Pr
C	N	N	N	C	β -naphthyl	c-Hex
C	N	N	N	C	β -naphthyl	OH
C	N	N	N	C	β -naphthyl	CH ₂ OH
C	N	N	N	C	β -naphthyl	OMe
C	N	N	N	C	β -naphthyl	SMe
C	N	N	N	C	β -naphthyl	Cl
C	N	N	N	C	β -naphthyl	CF ₃
C	N	N	N	C	β -naphthyl	Ph
C	N	N	N	C	2-pyridyl	H
C	N	N	N	C	2-pyridyl	Me
C	N	N	N	C	2-pyridyl	Et
C	N	N	N	C	2-pyridyl	n-Hex
C	N	N	N	C	2-pyridyl	c-Pr
C	N	N	N	C	2-pyridyl	c-Hex
C	N	N	N	C	2-pyridyl	OH
C	N	N	N	C	2-pyridyl	CH ₂ OH
C	N	N	N	C	2-pyridyl	OMe
C	N	N	N	C	2-pyridyl	SMe
C	N	N	N	C	2-pyridyl	Cl
C	N	N	N	C	2-pyridyl	CF ₃
C	N	N	N	C	2-pyridyl	Ph
C	N	N	N	C	3-pyridyl	H
C	N	N	N	C	3-pyridyl	Me
C	N	N	N	C	3-pyridyl	Et
C	N	N	N	C	3-pyridyl	n-Hex
C	N	N	N	C	3-pyridyl	c-Pr
C	N	N	N	C	3-pyridyl	c-Hex
C	N	N	N	C	3-pyridyl	OH
C	N	N	N	C	3-pyridyl	CH ₂ OH
C	N	N	N	C	3-pyridyl	OMe
C	N	N	N	C	3-pyridyl	SMe
C	N	N	N	C	3-pyridyl	Cl
C	N	N	N	C	3-pyridyl	CF ₃
C	N	N	N	C	3-pyridyl	Ph
C	N	N	N	C	4-pyridyl	H
C	N	N	N	C	4-pyridyl	Me
C	N	N	N	C	4-pyridyl	Et

W ¹	W ²	W ³	W ⁴	W ⁵	R ^a	R ^b
C	N	N	N	C	4-pyridyl	n-Hex
C	N	N	N	C	4-pyridyl	c-Pr
C	N	N	N	C	4-pyridyl	c-Hex
C	N	N	N	C	4-pyridyl	OH
C	N	N	N	C	4-pyridyl	CH ₂ OH
C	N	N	N	C	4-pyridyl	OMe
C	N	N	N	C	4-pyridyl	SMe
C	N	N	N	C	4-pyridyl	Cl
C	N	N	N	C	4-pyridyl	CF ₃
C	N	N	N	C	4-pyridyl	Ph
C	N	N	N	C	2-furanyl	H
C	N	N	N	C	2-furanyl	Me
C	N	N	N	C	2-furanyl	Et
C	N	N	N	C	2-furanyl	n-Hex
C	N	N	N	C	2-furanyl	c-Pr
C	N	N	N	C	2-furanyl	c-Hex
C	N	N	N	C	2-furanyl	OH
C	N	N	N	C	2-furanyl	CH ₂ OH
C	N	N	N	C	2-furanyl	OMe
C	N	N	N	C	2-furanyl	SMe
C	N	N	N	C	2-furanyl	Cl
C	N	N	N	C	2-furanyl	CF ₃
C	N	N	N	C	2-furanyl	Ph
C	N	N	N	C	2-thienyl	H
C	N	N	N	C	2-thienyl	Me
C	N	N	N	C	2-thienyl	Et
C	N	N	N	C	2-thienyl	n-Hex
C	N	N	N	C	2-thienyl	c-Pr
C	N	N	N	C	2-thienyl	c-Hex
C	N	N	N	C	2-thienyl	OH
C	N	N	N	C	2-thienyl	CH ₂ OH
C	N	N	N	C	2-thienyl	OMe
C	N	N	N	C	2-thienyl	SMe
C	N	N	N	C	2-thienyl	Cl
C	N	N	N	C	2-thienyl	CF ₃
C	N	N	N	C	2-thienyl	Ph
C	N	N	N	C	2-tolyl	H
C	N	N	N	C	2-tolyl	Me
C	N	N	N	C	2-tolyl	Et
C	N	N	N	C	2-tolyl	n-Hex
C	N	N	N	C	2-tolyl	c-Pr
C	N	N	N	C	2-tolyl	c-Hex
C	N	N	N	C	2-tolyl	OH
C	N	N	N	C	2-tolyl	CH ₂ OH

W ¹	W ²	W ³	W ⁴	W ⁵	R ^a	R ^b
C	N	N	N	C	2-tolyl	OMe
C	N	N	N	C	2-tolyl	SMe
C	N	N	N	C	2-tolyl	Cl
C	N	N	N	C	2-tolyl	CF ₃
C	N	N	N	C	2-tolyl	Ph
C	N	N	N	C	3-tolyl	H
C	N	N	N	C	3-tolyl	Me
C	N	N	N	C	3-tolyl	Et
C	N	N	N	C	3-tolyl	n-Hex
C	N	N	N	C	3-tolyl	c-Pr
C	N	N	N	C	3-tolyl	c-Hex
C	N	N	N	C	3-tolyl	OH
C	N	N	N	C	3-tolyl	CH ₂ OH
C	N	N	N	C	3-tolyl	OMe
C	N	N	N	C	3-tolyl	SMe
C	N	N	N	C	3-tolyl	Cl
C	N	N	N	C	3-tolyl	CF ₃
C	N	N	N	C	3-tolyl	Ph
C	N	N	N	C	4-tolyl	H
C	N	N	N	C	4-tolyl	Me
C	N	N	N	C	4-tolyl	Et
C	N	N	N	C	4-tolyl	n-Hex
C	N	N	N	C	4-tolyl	c-Pr
C	N	N	N	C	4-tolyl	c-Hex
C	N	N	N	C	4-tolyl	OH
C	N	N	N	C	4-tolyl	CH ₂ OH
C	N	N	N	C	4-tolyl	OMe
C	N	N	N	C	4-tolyl	SMe
C	N	N	N	C	4-tolyl	Cl
C	N	N	N	C	4-tolyl	CF ₃
C	N	N	N	C	4-tolyl	Ph
C	N	N	N	C	Ph-2,3-Me ₂	H
C	N	N	N	C	Ph-2,3-Me ₂	Me
C	N	N	N	C	Ph-2,3-Me ₂	Et
C	N	N	N	C	Ph-2,3-Me ₂	n-Hex
C	N	N	N	C	Ph-2,3-Me ₂	c-Pr
C	N	N	N	C	Ph-2,3-Me ₂	c-Hex
C	N	N	N	C	Ph-2,3-Me ₂	OH
C	N	N	N	C	Ph-2,3-Me ₂	CH ₂ OH
C	N	N	N	C	Ph-2,3-Me ₂	OMe
C	N	N	N	C	Ph-2,3-Me ₂	SMe
C	N	N	N	C	Ph-2,3-Me ₂	Cl
C	N	N	N	C	Ph-2,3-Me ₂	CF ₃
C	N	N	N	C	Ph-2,3-Me ₂	Ph

W ¹	W ²	W ³	W ⁴	W ⁵	R ^a	R ^b
C	N	N	N	C	Ph-3,4-Me ₂	H
C	N	N	N	C	Ph-3,4-Me ₂	Me
C	N	N	N	C	Ph-3,4-Me ₂	Et
C	N	N	N	C	Ph-3,4-Me ₂	n-Hex
C	N	N	N	C	Ph-3,4-Me ₂	c-Pr
C	N	N	N	C	Ph-3,4-Me ₂	c-Hex
C	N	N	N	C	Ph-3,4-Me ₂	OH
C	N	N	N	C	Ph-3,4-Me ₂	CH ₂ OH
C	N	N	N	C	Ph-3,4-Me ₂	OMe
C	N	N	N	C	Ph-3,4-Me ₂	SMe
C	N	N	N	C	Ph-3,4-Me ₂	Cl
C	N	N	N	C	Ph-3,4-Me ₂	CF ₃
C	N	N	N	C	Ph-3,4-Me ₂	Ph
C	N	N	N	C	Ph-3,5-Me ₂	H
C	N	N	N	C	Ph-3,5-Me ₂	Me
C	N	N	N	C	Ph-3,5-Me ₂	Et
C	N	N	N	C	Ph-3,5-Me ₂	n-Hex
C	N	N	N	C	Ph-3,5-Me ₂	c-Pr
C	N	N	N	C	Ph-3,5-Me ₂	c-Hex
C	N	N	N	C	Ph-3,5-Me ₂	OH
C	N	N	N	C	Ph-3,5-Me ₂	CH ₂ OH
C	N	N	N	C	Ph-3,5-Me ₂	OMe
C	N	N	N	C	Ph-3,5-Me ₂	SMe
C	N	N	N	C	Ph-3,5-Me ₂	Cl
C	N	N	N	C	Ph-3,5-Me ₂	CF ₃
C	N	N	N	C	Ph-3,5-Me ₂	Ph
C	N	N	N	C	Ph-2,6-Me ₂	H
C	N	N	N	C	Ph-2,6-Me ₂	Me
C	N	N	N	C	Ph-2,6-Me ₂	Et
C	N	N	N	C	Ph-2,6-Me ₂	n-Hex
C	N	N	N	C	Ph-2,6-Me ₂	c-Pr
C	N	N	N	C	Ph-2,6-Me ₂	c-Hex
C	N	N	N	C	Ph-2,6-Me ₂	OH
C	N	N	N	C	Ph-2,6-Me ₂	CH ₂ OH
C	N	N	N	C	Ph-2,6-Me ₂	OMe
C	N	N	N	C	Ph-2,6-Me ₂	SMe
C	N	N	N	C	Ph-2,6-Me ₂	Cl
C	N	N	N	C	Ph-2,6-Me ₂	CF ₃
C	N	N	N	C	Ph-2,6-Me ₂	Ph
C	N	N	N	C	Ph-2-Cl	H
C	N	N	N	C	Ph-2-Cl	Me
C	N	N	N	C	Ph-2-Cl	Et
C	N	N	N	C	Ph-2-Cl	n-Hex
C	N	N	N	C	Ph-2-Cl	c-Pr

W ¹	W ²	W ³	W ⁴	W ⁵	R ^a	R ^b
C	N	N	N	C	Ph-2-Cl	c-Hex
C	N	N	N	C	Ph-2-Cl	OH
C	N	N	N	C	Ph-2-Cl	CH ₂ OH
C	N	N	N	C	Ph-2-Cl	OMe
C	N	N	N	C	Ph-2-Cl	SMe
C	N	N	N	C	Ph-2-Cl	Cl
C	N	N	N	C	Ph-2-Cl	CF ₃
C	N	N	N	C	Ph-2-Cl	Ph
C	N	N	N	C	Ph-3-Cl	H
C	N	N	N	C	Ph-3-Cl	Me
C	N	N	N	C	Ph-3-Cl	Et
C	N	N	N	C	Ph-3-Cl	n-Hex
C	N	N	N	C	Ph-3-Cl	c-Pr
C	N	N	N	C	Ph-3-Cl	c-Hex
C	N	N	N	C	Ph-3-Cl	OH
C	N	N	N	C	Ph-3-Cl	CH ₂ OH
C	N	N	N	C	Ph-3-Cl	OMe
C	N	N	N	C	Ph-3-Cl	SMe
C	N	N	N	C	Ph-3-Cl	Cl
C	N	N	N	C	Ph-3-Cl	CF ₃
C	N	N	N	C	Ph-3-Cl	Ph
C	N	N	N	C	Ph-4-Cl	H
C	N	N	N	C	Ph-4-Cl	Me
C	N	N	N	C	Ph-4-Cl	Et
C	N	N	N	C	Ph-4-Cl	n-Hex
C	N	N	N	C	Ph-4-Cl	c-Pr
C	N	N	N	C	Ph-4-Cl	c-Hex
C	N	N	N	C	Ph-4-Cl	OH
C	N	N	N	C	Ph-4-Cl	CH ₂ OH
C	N	N	N	C	Ph-4-Cl	OMe
C	N	N	N	C	Ph-4-Cl	SMe
C	N	N	N	C	Ph-4-Cl	Cl
C	N	N	N	C	Ph-4-Cl	CF ₃
C	N	N	N	C	Ph-4-Cl	Ph
C	N	N	N	C	Ph-3,4-Cl ₂	H
C	N	N	N	C	Ph-3,4-Cl ₂	Me
C	N	N	N	C	Ph-3,4-Cl ₂	Et
C	N	N	N	C	Ph-3,4-Cl ₂	n-Hex
C	N	N	N	C	Ph-3,4-Cl ₂	c-Pr
C	N	N	N	C	Ph-3,4-Cl ₂	c-Hex
C	N	N	N	C	Ph-3,4-Cl ₂	OH
C	N	N	N	C	Ph-3,4-Cl ₂	CH ₂ OH
C	N	N	N	C	Ph-3,4-Cl ₂	OMe
C	N	N	N	C	Ph-3,4-Cl ₂	SMe

W ¹	W ²	W ³	W ⁴	W ⁵	R ^a	R ^b
C	N	N	N	C	Ph-3,4-Cl ₂	Cl
C	N	N	N	C	Ph-3,4-Cl ₂	CF ₃
C	N	N	N	C	Ph-3,4-Cl ₂	Ph
C	N	N	N	C	Ph-4-F	H
C	N	N	N	C	Ph-4-F	Me
C	N	N	N	C	Ph-4-F	Et
C	N	N	N	C	Ph-4-F	n-Hex
C	N	N	N	C	Ph-4-F	c-Pr
C	N	N	N	C	Ph-4-F	c-Hex
C	N	N	N	C	Ph-4-F	OH
C	N	N	N	C	Ph-4-F	CH ₂ OH
C	N	N	N	C	Ph-4-F	OMe
C	N	N	N	C	Ph-4-F	SMe
C	N	N	N	C	Ph-4-F	Cl
C	N	N	N	C	Ph-4-F	CF ₃
C	N	N	N	C	Ph-4-F	Ph
C	N	N	N	C	Ph-4-Br	H
C	N	N	N	C	Ph-4-Br	Me
C	N	N	N	C	Ph-4-Br	Et
C	N	N	N	C	Ph-4-Br	n-Hex
C	N	N	N	C	Ph-4-Br	c-Pr
C	N	N	N	C	Ph-4-Br	c-Hex
C	N	N	N	C	Ph-4-Br	OH
C	N	N	N	C	Ph-4-Br	CH ₂ OH
C	N	N	N	C	Ph-4-Br	OMe
C	N	N	N	C	Ph-4-Br	SMe
C	N	N	N	C	Ph-4-Br	Cl
C	N	N	N	C	Ph-4-Br	CF ₃
C	N	N	N	C	Ph-4-Br	Ph
C	N	N	N	C	Ph-2-OMe	H
C	N	N	N	C	Ph-2-OMe	Me
C	N	N	N	C	Ph-2-OMe	Et
C	N	N	N	C	Ph-2-OMe	n-Hex
C	N	N	N	C	Ph-2-OMe	c-Pr
C	N	N	N	C	Ph-2-OMe	c-Hex
C	N	N	N	C	Ph-2-OMe	OH
C	N	N	N	C	Ph-2-OMe	CH ₂ OH
C	N	N	N	C	Ph-2-OMe	OMe
C	N	N	N	C	Ph-2-OMe	SMe
C	N	N	N	C	Ph-2-OMe	Cl
C	N	N	N	C	Ph-2-OMe	CF ₃
C	N	N	N	C	Ph-2-OMe	Ph
C	N	N	N	C	Ph-3-OMe	H
C	N	N	N	C	Ph-3-OMe	Me

W ¹	W ²	W ³	W ⁴	W ⁵	R ^a	R ^b
C	N	N	N	C	Ph-3-OMe	Et
C	N	N	N	C	Ph-3-OMe	n-Hex
C	N	N	N	C	Ph-3-OMe	c-Pr
C	N	N	N	C	Ph-3-OMe	c-Hex
C	N	N	N	C	Ph-3-OMe	OH
C	N	N	N	C	Ph-3-OMe	CH ₂ OH
C	N	N	N	C	Ph-3-OMe	OMe
C	N	N	N	C	Ph-3-OMe	SMe
C	N	N	N	C	Ph-3-OMe	Cl
C	N	N	N	C	Ph-3-OMe	CF ₃
C	N	N	N	C	Ph-3-OMe	Ph
C	N	N	N	C	Ph-4-OMe	H
C	N	N	N	C	Ph-4-OMe	Me
C	N	N	N	C	Ph-4-OMe	Et
C	N	N	N	C	Ph-4-OMe	n-Hex
C	N	N	N	C	Ph-4-OMe	c-Pr
C	N	N	N	C	Ph-4-OMe	c-Hex
C	N	N	N	C	Ph-4-OMe	OH
C	N	N	N	C	Ph-4-OMe	CH ₂ OH
C	N	N	N	C	Ph-4-OMe	OMe
C	N	N	N	C	Ph-4-OMe	SMe
C	N	N	N	C	Ph-4-OMe	Cl
C	N	N	N	C	Ph-4-OMe	CF ₃
C	N	N	N	C	Ph-4-OMe	Ph
C	N	N	N	C	Ph-3,4-(OMe) ₂	H
C	N	N	N	C	Ph-3,4-(OMe) ₂	Me
C	N	N	N	C	Ph-3,4-(OMe) ₂	Et
C	N	N	N	C	Ph-3,4-(OMe) ₂	n-Hex
C	N	N	N	C	Ph-3,4-(OMe) ₂	c-Pr
C	N	N	N	C	Ph-3,4-(OMe) ₂	c-Hex
C	N	N	N	C	Ph-3,4-(OMe) ₂	OH
C	N	N	N	C	Ph-3,4-(OMe) ₂	CH ₂ OH
C	N	N	N	C	Ph-3,4-(OMe) ₂	OMe
C	N	N	N	C	Ph-3,4-(OMe) ₂	SMe
C	N	N	N	C	Ph-3,4-(OMe) ₂	Cl
C	N	N	N	C	Ph-3,4-(OMe) ₂	CF ₃
C	N	N	N	C	Ph-3,4-(OMe) ₂	Ph
C	N	N	N	C	Ph-2-OH	H
C	N	N	N	C	Ph-2-OH	Me
C	N	N	N	C	Ph-2-OH	Et
C	N	N	N	C	Ph-2-OH	n-Hex
C	N	N	N	C	Ph-2-OH	c-Pr
C	N	N	N	C	Ph-2-OH	c-Hex
C	N	N	N	C	Ph-2-OH	OH

W ¹	W ²	W ³	W ⁴	W ⁵	R ^a	R ^b
C	N	N	N	C	Ph-2-OH	CH ₂ OH
C	N	N	N	C	Ph-2-OH	OMe
C	N	N	N	C	Ph-2-OH	SMe
C	N	N	N	C	Ph-2-OH	Cl
C	N	N	N	C	Ph-2-OH	CF ₃
C	N	N	N	C	Ph-2-OH	Ph
C	N	N	N	C	Ph-3-OH	H
C	N	N	N	C	Ph-3-OH	Me
C	N	N	N	C	Ph-3-OH	Et
C	N	N	N	C	Ph-3-OH	n-Hex
C	N	N	N	C	Ph-3-OH	c-Pr
C	N	N	N	C	Ph-3-OH	c-Hex
C	N	N	N	C	Ph-3-OH	OH
C	N	N	N	C	Ph-3-OH	CH ₂ OH
C	N	N	N	C	Ph-3-OH	OMe
C	N	N	N	C	Ph-3-OH	SMe
C	N	N	N	C	Ph-3-OH	Cl
C	N	N	N	C	Ph-3-OH	CF ₃
C	N	N	N	C	Ph-3-OH	Ph
C	N	N	N	C	Ph-4-OH	H
C	N	N	N	C	Ph-4-OH	Me
C	N	N	N	C	Ph-4-OH	Et
C	N	N	N	C	Ph-4-OH	n-Hex
C	N	N	N	C	Ph-4-OH	c-Pr
C	N	N	N	C	Ph-4-OH	c-Hex
C	N	N	N	C	Ph-4-OH	OH
C	N	N	N	C	Ph-4-OH	CH ₂ OH
C	N	N	N	C	Ph-4-OH	OMe
C	N	N	N	C	Ph-4-OH	SMe
C	N	N	N	C	Ph-4-OH	Cl
C	N	N	N	C	Ph-4-OH	CF ₃
C	N	N	N	C	Ph-4-OH	Ph
C	N	N	N	C	Ph-3,4-(OH) ₂	H
C	N	N	N	C	Ph-3,4-(OH) ₂	Me
C	N	N	N	C	Ph-3,4-(OH) ₂	Et
C	N	N	N	C	Ph-3,4-(OH) ₂	n-Hex
C	N	N	N	C	Ph-3,4-(OH) ₂	c-Pr
C	N	N	N	C	Ph-3,4-(OH) ₂	c-Hex
C	N	N	N	C	Ph-3,4-(OH) ₂	OH
C	N	N	N	C	Ph-3,4-(OH) ₂	CH ₂ OH
C	N	N	N	C	Ph-3,4-(OH) ₂	OMe
C	N	N	N	C	Ph-3,4-(OH) ₂	SMe
C	N	N	N	C	Ph-3,4-(OH) ₂	Cl
C	N	N	N	C	Ph-3,4-(OH) ₂	CF ₃

W ¹	W ²	W ³	W ⁴	W ⁵	R ^a	R ^b
C	N	N	N	C	Ph-3,4-(OH) ₂	Ph
C	N	N	N	C	Ph-3-SMe	H
C	N	N	N	C	Ph-3-SMe	Me
C	N	N	N	C	Ph-3-SMe	Et
C	N	N	N	C	Ph-3-SMe	n-Hex
C	N	N	N	C	Ph-3-SMe	c-Pr
C	N	N	N	C	Ph-3-SMe	c-Hex
C	N	N	N	C	Ph-3-SMe	OH
C	N	N	N	C	Ph-3-SMe	CH ₂ OH
C	N	N	N	C	Ph-3-SMe	OMe
C	N	N	N	C	Ph-3-SMe	SMe
C	N	N	N	C	Ph-3-SMe	Cl
C	N	N	N	C	Ph-3-SMe	CF ₃
C	N	N	N	C	Ph-3-SMe	Ph
C	N	N	N	C	Ph-3-CF ₃	H
C	N	N	N	C	Ph-3-CF ₃	Me
C	N	N	N	C	Ph-3-CF ₃	Et
C	N	N	N	C	Ph-3-CF ₃	n-Hex
C	N	N	N	C	Ph-3-CF ₃	c-Pr
C	N	N	N	C	Ph-3-CF ₃	c-Hex
C	N	N	N	C	Ph-3-CF ₃	OH
C	N	N	N	C	Ph-3-CF ₃	CH ₂ OH
C	N	N	N	C	Ph-3-CF ₃	OMe
C	N	N	N	C	Ph-3-CF ₃	SMe
C	N	N	N	C	Ph-3-CF ₃	Cl
C	N	N	N	C	Ph-3-CF ₃	CF ₃
C	N	N	N	C	Ph-3-CF ₃	Ph
C	N	N	N	C	Ph-3-NO ₂	H
C	N	N	N	C	Ph-3-NO ₂	Me
C	N	N	N	C	Ph-3-NO ₂	Et
C	N	N	N	C	Ph-3-NO ₂	n-Hex
C	N	N	N	C	Ph-3-NO ₂	c-Pr
C	N	N	N	C	Ph-3-NO ₂	c-Hex
C	N	N	N	C	Ph-3-NO ₂	OH
C	N	N	N	C	Ph-3-NO ₂	CH ₂ OH
C	N	N	N	C	Ph-3-NO ₂	OMe
C	N	N	N	C	Ph-3-NO ₂	SMe
C	N	N	N	C	Ph-3-NO ₂	Cl
C	N	N	N	C	Ph-3-NO ₂	CF ₃
C	N	N	N	C	Ph-3-NO ₂	Ph
C	N	N	N	C	Ph-4-NMe ₂	H
C	N	N	N	C	Ph-4-NMe ₂	Me
C	N	N	N	C	Ph-4-NMe ₂	Et
C	N	N	N	C	Ph-4-NMe ₂	n-Hex

W ¹	W ²	W ³	W ⁴	W ⁵	R ^a	R ^b
C	N	N	N	C	Ph-4-NMe ₂	c-Pr
C	N	N	N	C	Ph-4-NMe ₂	c-Hex
C	N	N	N	C	Ph-4-NMe ₂	OH
C	N	N	N	C	Ph-4-NMe ₂	CH ₂ OH
C	N	N	N	C	Ph-4-NMe ₂	OMe
C	N	N	N	C	Ph-4-NMe ₂	SMe
C	N	N	N	C	Ph-4-NMe ₂	Cl
C	N	N	N	C	Ph-4-NMe ₂	CF ₃
C	N	N	N	C	Ph-4-NMe ₂	Ph
C	N	C	N	N	Ph	H
C	N	C	N	N	Ph	Me
C	N	C	N	N	Ph	Et
C	N	C	N	N	Ph	n-Hex
C	N	C	N	N	Ph	c-Pr
C	N	C	N	N	Ph	c-Hex
C	N	C	N	N	Ph	OH
C	N	C	N	N	Ph	CH ₂ OH
C	N	C	N	N	Ph	OMe
C	N	C	N	N	Ph	SMe
C	N	C	N	N	Ph	Cl
C	N	C	N	N	Ph	CF ₃
C	N	C	N	N	Ph	Ph
C	N	C	N	N	H	H
C	N	C	N	N	H	Me
C	N	C	N	N	H	Et
C	N	C	N	N	H	n-Hex
C	N	C	N	N	H	c-Pr
C	N	C	N	N	H	c-Hex
C	N	C	N	N	H	OH
C	N	C	N	N	H	CH ₂ OH
C	N	C	N	N	H	OMe
C	N	C	N	N	H	SMe
C	N	C	N	N	H	Cl
C	N	C	N	N	H	CF ₃
C	N	C	N	N	H	Ph
C	N	C	N	N	Me	H
C	N	C	N	N	Me	Me
C	N	C	N	N	Me	Et
C	N	C	N	N	Me	n-Hex
C	N	C	N	N	Me	c-Pr
C	N	C	N	N	Me	c-Hex
C	N	C	N	N	Me	OH
C	N	C	N	N	Me	CH ₂ OH
C	N	C	N	N	Me	OMe

W ¹	W ²	W ³	W ⁴	W ⁵	R ^a	R ^b
C	N	C	N	N	Me	SMe
C	N	C	N	N	Me	Cl
C	N	C	N	N	Me	CF ₃
C	N	C	N	N	Me	Ph
C	N	C	N	N	Et	H
C	N	C	N	N	Et	Me
C	N	C	N	N	Et	Et
C	N	C	N	N	Et	n-Hex
C	N	C	N	N	Et	c-Pr
C	N	C	N	N	Et	c-Hex
C	N	C	N	N	Et	OH
C	N	C	N	N	Et	CH ₂ OH
C	N	C	N	N	Et	OMe
C	N	C	N	N	Et	SMe
C	N	C	N	N	Et	Cl
C	N	C	N	N	Et	CF ₃
C	N	C	N	N	Et	Ph
C	N	C	N	N	n-Pr	H
C	N	C	N	N	n-Pr	Me
C	N	C	N	N	n-Pr	Et
C	N	C	N	N	n-Pr	n-Hex
C	N	C	N	N	n-Pr	c-Pr
C	N	C	N	N	n-Pr	c-Hex
C	N	C	N	N	n-Pr	OH
C	N	C	N	N	n-Pr	CH ₂ OH
C	N	C	N	N	n-Pr	OMe
C	N	C	N	N	n-Pr	SMe
C	N	C	N	N	n-Pr	Cl
C	N	C	N	N	n-Pr	CF ₃
C	N	C	N	N	n-Pr	Ph
C	N	C	N	N	n-Hex	H
C	N	C	N	N	n-Hex	Me
C	N	C	N	N	n-Hex	Et
C	N	C	N	N	n-Hex	n-Hex
C	N	C	N	N	n-Hex	c-Pr
C	N	C	N	N	n-Hex	c-Hex
C	N	C	N	N	n-Hex	OH
C	N	C	N	N	n-Hex	CH ₂ OH
C	N	C	N	N	n-Hex	OMe
C	N	C	N	N	n-Hex	SMe
C	N	C	N	N	n-Hex	Cl
C	N	C	N	N	n-Hex	CF ₃
C	N	C	N	N	n-Hex	Ph
C	N	C	N	N	n-Hex	H
C	N	C	N	N	i-Pr	H

W ¹	W ²	W ³	W ⁴	W ⁵	R ^a	R ^b
C	N	C	N	N	Me	SMe
C	N	C	N	N	Me	Cl
C	N	C	N	N	Me	CF ₃
C	N	C	N	N	Me	Ph
C	N	C	N	N	Et	H
C	N	C	N	N	Et	Me
C	N	C	N	N	Et	Et
C	N	C	N	N	Et	n-Hex
C	N	C	N	N	Et	c-Pr
C	N	C	N	N	Et	c-Hex
C	N	C	N	N	Et	OH
C	N	C	N	N	Et	CH ₂ OH
C	N	C	N	N	Et	OMe
C	N	C	N	N	Et	SMe
C	N	C	N	N	Et	Cl
C	N	C	N	N	Et	CF ₃
C	N	C	N	N	Et	Ph
C	N	C	N	N	n-Pr	H
C	N	C	N	N	n-Pr	Me
C	N	C	N	N	n-Pr	Et
C	N	C	N	N	n-Pr	n-Hex
C	N	C	N	N	n-Pr	c-Pr
C	N	C	N	N	n-Pr	c-Hex
C	N	C	N	N	n-Pr	OH
C	N	C	N	N	n-Pr	CH ₂ OH
C	N	C	N	N	n-Pr	OMe
C	N	C	N	N	n-Pr	SMe
C	N	C	N	N	n-Pr	Cl
C	N	C	N	N	n-Pr	CF ₃
C	N	C	N	N	n-Pr	Ph
C	N	C	N	N	n-Hex	H
C	N	C	N	N	n-Hex	Me
C	N	C	N	N	n-Hex	Et
C	N	C	N	N	n-Hex	n-Hex
C	N	C	N	N	n-Hex	c-Pr
C	N	C	N	N	n-Hex	c-Hex
C	N	C	N	N	n-Hex	OH
C	N	C	N	N	n-Hex	CH ₂ OH
C	N	C	N	N	n-Hex	OMe
C	N	C	N	N	n-Hex	SMe
C	N	C	N	N	n-Hex	Cl
C	N	C	N	N	n-Hex	CF ₃
C	N	C	N	N	n-Hex	Ph
C	N	C	N	N	i-Pr	H

W ¹	W ²	W ³	W ⁴	W ⁵	R ^a	R ^b
C	N	C	N	N	i-Pr	Me
C	N	C	N	N	i-Pr	Et
C	N	C	N	N	i-Pr	n-Hex
C	N	C	N	N	i-Pr	c-Pr
C	N	C	N	N	i-Pr	c-Hex
C	N	C	N	N	i-Pr	OH
C	N	C	N	N	i-Pr	CH ₂ OH
C	N	C	N	N	i-Pr	OMe
C	N	C	N	N	i-Pr	SMe
C	N	C	N	N	i-Pr	Cl
C	N	C	N	N	i-Pr	CF ₃
C	N	C	N	N	i-Pr	Ph
C	N	C	N	N	t-Bu	H
C	N	C	N	N	t-Bu	Me
C	N	C	N	N	t-Bu	Et
C	N	C	N	N	t-Bu	n-Hex
C	N	C	N	N	t-Bu	c-Pr
C	N	C	N	N	t-Bu	c-Hex
C	N	C	N	N	t-Bu	OH
C	N	C	N	N	t-Bu	CH ₂ OH
C	N	C	N	N	t-Bu	OMe
C	N	C	N	N	t-Bu	SMe
C	N	C	N	N	t-Bu	Cl
C	N	C	N	N	t-Bu	CF ₃
C	N	C	N	N	t-Bu	Ph
C	N	C	N	N	c-Hex	H
C	N	C	N	N	c-Hex	Me
C	N	C	N	N	c-Hex	Et
C	N	C	N	N	c-Hex	n-Hex
C	N	C	N	N	c-Hex	c-Pr
C	N	C	N	N	c-Hex	c-Hex
C	N	C	N	N	c-Hex	OH
C	N	C	N	N	c-Hex	CH ₂ OH
C	N	C	N	N	c-Hex	OMe
C	N	C	N	N	c-Hex	SMe
C	N	C	N	N	c-Hex	Cl
C	N	C	N	N	c-Hex	CF ₃
C	N	C	N	N	c-Hex	Ph
C	N	C	N	N	3-c-hexenyl	H
C	N	C	N	N	3-c-hexenyl	Me
C	N	C	N	N	3-c-hexenyl	Et
C	N	C	N	N	3-c-hexenyl	n-Hex
C	N	C	N	N	3-c-hexenyl	c-Pr
C	N	C	N	N	3-c-hexenyl	c-Hex

W ¹	W ²	W ³	W ⁴	W ⁵	R ^a	R ^b
C	N	C	N	N	3-c-hexenyl	OH
C	N	C	N	N	3-c-hexenyl	CH ₂ OH
C	N	C	N	N	3-c-hexenyl	OMe
C	N	C	N	N	3-c-hexenyl	SMe
C	N	C	N	N	3-c-hexenyl	Cl
C	N	C	N	N	3-c-hexenyl	CF ₃
C	N	C	N	N	3-c-hexenyl	Ph
C	N	C	N	N	CH ₂ OH	H
C	N	C	N	N	CH ₂ OH	Me
C	N	C	N	N	CH ₂ OH	Et
C	N	C	N	N	CH ₂ OH	n-Hex
C	N	C	N	N	CH ₂ OH	c-Pr
C	N	C	N	N	CH ₂ OH	c-Hex
C	N	C	N	N	CH ₂ OH	OH
C	N	C	N	N	CH ₂ OH	CH ₂ OH
C	N	C	N	N	CH ₂ OH	OMe
C	N	C	N	N	CH ₂ OH	SMe
C	N	C	N	N	CH ₂ OH	Cl
C	N	C	N	N	CH ₂ OH	CF ₃
C	N	C	N	N	CH ₂ OH	Ph
C	N	C	N	N	CH ₂ Ph	H
C	N	C	N	N	CH ₂ Ph	Me
C	N	C	N	N	CH ₂ Ph	Et
C	N	C	N	N	CH ₂ Ph	n-Hex
C	N	C	N	N	CH ₂ Ph	c-Pr
C	N	C	N	N	CH ₂ Ph	c-Hex
C	N	C	N	N	CH ₂ Ph	OH
C	N	C	N	N	CH ₂ Ph	CH ₂ OH
C	N	C	N	N	CH ₂ Ph	OMe
C	N	C	N	N	CH ₂ Ph	SMe
C	N	C	N	N	CH ₂ Ph	Cl
C	N	C	N	N	CH ₂ Ph	CF ₃
C	N	C	N	N	CH ₂ Ph	Ph
C	N	C	N	N	α -naphthyl	H
C	N	C	N	N	α -naphthyl	Me
C	N	C	N	N	α -naphthyl	Et
C	N	C	N	N	α -naphthyl	n-Hex
C	N	C	N	N	α -naphthyl	c-Pr
C	N	C	N	N	α -naphthyl	c-Hex
C	N	C	N	N	α -naphthyl	OH
C	N	C	N	N	α -naphthyl	CH ₂ OH
C	N	C	N	N	α -naphthyl	OMe
C	N	C	N	N	α -naphthyl	SMe
C	N	C	N	N	α -naphthyl	Cl

W ¹	W ²	W ³	W ⁴	W ⁵	R ^a	R ^b
C	N	C	N	N	α -naphthyl	CF ₃
C	N	C	N	N	α -naphthyl	Ph
C	N	C	N	N	β -naphthyl	H
C	N	C	N	N	β -naphthyl	Me
C	N	C	N	N	β -naphthyl	Et
C	N	C	N	N	β -naphthyl	n-Hex
C	N	C	N	N	β -naphthyl	c-Pr
C	N	C	N	N	β -naphthyl	c-Hex
C	N	C	N	N	β -naphthyl	OH
C	N	C	N	N	β -naphthyl	CH ₂ OH
C	N	C	N	N	β -naphthyl	OMe
C	N	C	N	N	β -naphthyl	SMe
C	N	C	N	N	β -naphthyl	Cl
C	N	C	N	N	β -naphthyl	CF ₃
C	N	C	N	N	β -naphthyl	Ph
C	N	C	N	N	2-pyridyl	H
C	N	C	N	N	2-pyridyl	Me
C	N	C	N	N	2-pyridyl	Et
C	N	C	N	N	2-pyridyl	n-Hex
C	N	C	N	N	2-pyridyl	c-Pr
C	N	C	N	N	2-pyridyl	c-Hex
C	N	C	N	N	2-pyridyl	OH
C	N	C	N	N	2-pyridyl	CH ₂ OH
C	N	C	N	N	2-pyridyl	OMe
C	N	C	N	N	2-pyridyl	SMe
C	N	C	N	N	2-pyridyl	Cl
C	N	C	N	N	2-pyridyl	CF ₃
C	N	C	N	N	2-pyridyl	Ph
C	N	C	N	N	3-pyridyl	H
C	N	C	N	N	3-pyridyl	Me
C	N	C	N	N	3-pyridyl	Et
C	N	C	N	N	3-pyridyl	n-Hex
C	N	C	N	N	3-pyridyl	c-Pr
C	N	C	N	N	3-pyridyl	c-Hex
C	N	C	N	N	3-pyridyl	OH
C	N	C	N	N	3-pyridyl	CH ₂ OH
C	N	C	N	N	3-pyridyl	OMe
C	N	C	N	N	3-pyridyl	SMe
C	N	C	N	N	3-pyridyl	Cl
C	N	C	N	N	3-pyridyl	CF ₃
C	N	C	N	N	3-pyridyl	Ph
C	N	C	N	N	4-pyridyl	H
C	N	C	N	N	4-pyridyl	Me
C	N	C	N	N	4-pyridyl	Et

W ¹	W ²	W ³	W ⁴	W ⁵	R ^a	R ^b
C	N	C	N	N	4-pyridyl	n-Hex
C	N	C	N	N	4-pyridyl	c-Pr
C	N	C	N	N	4-pyridyl	c-Hex
C	N	C	N	N	4-pyridyl	OH
C	N	C	N	N	4-pyridyl	CH ₂ OH
C	N	C	N	N	4-pyridyl	OMe
C	N	C	N	N	4-pyridyl	SMe
C	N	C	N	N	4-pyridyl	Cl
C	N	C	N	N	4-pyridyl	CF ₃
C	N	C	N	N	4-pyridyl	Ph
C	N	C	N	N	2-furanyl	H
C	N	C	N	N	2-furanyl	Me
C	N	C	N	N	2-furanyl	Et
C	N	C	N	N	2-furanyl	n-Hex
C	N	C	N	N	2-furanyl	c-Pr
C	N	C	N	N	2-furanyl	c-Hex
C	N	C	N	N	2-furanyl	OH
C	N	C	N	N	2-furanyl	CH ₂ OH
C	N	C	N	N	2-furanyl	OMe
C	N	C	N	N	2-furanyl	SMe
C	N	C	N	N	2-furanyl	Cl
C	N	C	N	N	2-furanyl	CF ₃
C	N	C	N	N	2-furanyl	Ph
C	N	C	N	N	2-thienyl	H
C	N	C	N	N	2-thienyl	Me
C	N	C	N	N	2-thienyl	Et
C	N	C	N	N	2-thienyl	n-Hex
C	N	C	N	N	2-thienyl	c-Pr
C	N	C	N	N	2-thienyl	c-Hex
C	N	C	N	N	2-thienyl	OH
C	N	C	N	N	2-thienyl	CH ₂ OH
C	N	C	N	N	2-thienyl	OMe
C	N	C	N	N	2-thienyl	SMe
C	N	C	N	N	2-thienyl	Cl
C	N	C	N	N	2-thienyl	CF ₃
C	N	C	N	N	2-thienyl	Ph
C	N	C	N	N	2-tolyl	H
C	N	C	N	N	2-tolyl	Me
C	N	C	N	N	2-tolyl	Et
C	N	C	N	N	2-tolyl	n-Hex
C	N	C	N	N	2-tolyl	c-Pr
C	N	C	N	N	2-tolyl	c-Hex
C	N	C	N	N	2-tolyl	OH
C	N	C	N	N	2-tolyl	CH ₂ OH

W ¹	W ²	W ³	W ⁴	W ⁵	R ^a	R ^b
C	N	C	N	N	2-tolyl	OMe
C	N	C	N	N	2-tolyl	SMe
C	N	C	N	N	2-tolyl	Cl
C	N	C	N	N	2-tolyl	CF ₃
C	N	C	N	N	2-tolyl	Ph
C	N	C	N	N	3-tolyl	H
C	N	C	N	N	3-tolyl	Me
C	N	C	N	N	3-tolyl	Et
C	N	C	N	N	3-tolyl	n-Hex
C	N	C	N	N	3-tolyl	c-Pr
C	N	C	N	N	3-tolyl	c-Hex
C	N	C	N	N	3-tolyl	OH
C	N	C	N	N	3-tolyl	CH ₂ OH
C	N	C	N	N	3-tolyl	OMe
C	N	C	N	N	3-tolyl	SMe
C	N	C	N	N	3-tolyl	Cl
C	N	C	N	N	3-tolyl	CF ₃
C	N	C	N	N	3-tolyl	Ph
C	N	C	N	N	4-tolyl	H
C	N	C	N	N	4-tolyl	Me
C	N	C	N	N	4-tolyl	Et
C	N	C	N	N	4-tolyl	n-Hex
C	N	C	N	N	4-tolyl	c-Pr
C	N	C	N	N	4-tolyl	c-Hex
C	N	C	N	N	4-tolyl	OH
C	N	C	N	N	4-tolyl	CH ₂ OH
C	N	C	N	N	4-tolyl	OMe
C	N	C	N	N	4-tolyl	SMe
C	N	C	N	N	4-tolyl	Cl
C	N	C	N	N	4-tolyl	CF ₃
C	N	C	N	N	4-tolyl	Ph
C	N	C	N	N	Ph-2,3-Me ₂	H
C	N	C	N	N	Ph-2,3-Me ₂	Me
C	N	C	N	N	Ph-2,3-Me ₂	Et
C	N	C	N	N	Ph-2,3-Me ₂	n-Hex
C	N	C	N	N	Ph-2,3-Me ₂	c-Pr
C	N	C	N	N	Ph-2,3-Me ₂	c-Hex
C	N	C	N	N	Ph-2,3-Me ₂	OH
C	N	C	N	N	Ph-2,3-Me ₂	CH ₂ OH
C	N	C	N	N	Ph-2,3-Me ₂	OMe
C	N	C	N	N	Ph-2,3-Me ₂	SMe
C	N	C	N	N	Ph-2,3-Me ₂	Cl
C	N	C	N	N	Ph-2,3-Me ₂	CF ₃
C	N	C	N	N	Ph-2,3-Me ₂	Ph

W ¹	W ²	W ³	W ⁴	W ⁵	R ^a	R ^b
C	N	C	N	N	Ph-3,4-Me ₂	H
C	N	C	N	N	Ph-3,4-Me ₂	Me
C	N	C	N	N	Ph-3,4-Me ₂	Et
C	N	C	N	N	Ph-3,4-Me ₂	n-Hex
C	N	C	N	N	Ph-3,4-Me ₂	c-Pr
C	N	C	N	N	Ph-3,4-Me ₂	c-Hex
C	N	C	N	N	Ph-3,4-Me ₂	OH
C	N	C	N	N	Ph-3,4-Me ₂	CH ₂ OH
C	N	C	N	N	Ph-3,4-Me ₂	OMe
C	N	C	N	N	Ph-3,4-Me ₂	SMe
C	N	C	N	N	Ph-3,4-Me ₂	Cl
C	N	C	N	N	Ph-3,4-Me ₂	CF ₃
C	N	C	N	N	Ph-3,4-Me ₂	Ph
C	N	C	N	N	Ph-3,5-Me ₂	H
C	N	C	N	N	Ph-3,5-Me ₂	Me
C	N	C	N	N	Ph-3,5-Me ₂	Et
C	N	C	N	N	Ph-3,5-Me ₂	n-Hex
C	N	C	N	N	Ph-3,5-Me ₂	c-Pr
C	N	C	N	N	Ph-3,5-Me ₂	c-Hex
C	N	C	N	N	Ph-3,5-Me ₂	OH
C	N	C	N	N	Ph-3,5-Me ₂	CH ₂ OH
C	N	C	N	N	Ph-3,5-Me ₂	OMe
C	N	C	N	N	Ph-3,5-Me ₂	SMe
C	N	C	N	N	Ph-3,5-Me ₂	Cl
C	N	C	N	N	Ph-3,5-Me ₂	CF ₃
C	N	C	N	N	Ph-3,5-Me ₂	Ph
C	N	C	N	N	Ph-2,6-Me ₂	H
C	N	C	N	N	Ph-2,6-Me ₂	Me
C	N	C	N	N	Ph-2,6-Me ₂	Et
C	N	C	N	N	Ph-2,6-Me ₂	n-Hex
C	N	C	N	N	Ph-2,6-Me ₂	c-Pr
C	N	C	N	N	Ph-2,6-Me ₂	c-Hex
C	N	C	N	N	Ph-2,6-Me ₂	OH
C	N	C	N	N	Ph-2,6-Me ₂	CH ₂ OH
C	N	C	N	N	Ph-2,6-Me ₂	OMe
C	N	C	N	N	Ph-2,6-Me ₂	SMe
C	N	C	N	N	Ph-2,6-Me ₂	Cl
C	N	C	N	N	Ph-2,6-Me ₂	CF ₃
C	N	C	N	N	Ph-2,6-Me ₂	Ph
C	N	C	N	N	Ph-2-Cl	H
C	N	C	N	N	Ph-2-Cl	Me
C	N	C	N	N	Ph-2-Cl	Et
C	N	C	N	N	Ph-2-Cl	n-Hex
C	N	C	N	N	Ph-2-Cl	c-Pr

W ¹	W ²	W ³	W ⁴	W ⁵	R ^a	R ^b
C	N	C	N	N	Ph-2-Cl	c-Hex
C	N	C	N	N	Ph-2-Cl	OH
C	N	C	N	N	Ph-2-Cl	CH ₂ OH
C	N	C	N	N	Ph-2-Cl	OMe
C	N	C	N	N	Ph-2-Cl	SMe
C	N	C	N	N	Ph-2-Cl	Cl
C	N	C	N	N	Ph-2-Cl	CF ₃
C	N	C	N	N	Ph-2-Cl	Ph
C	N	C	N	N	Ph-3-Cl	H
C	N	C	N	N	Ph-3-Cl	Me
C	N	C	N	N	Ph-3-Cl	Et
C	N	C	N	N	Ph-3-Cl	n-Hex
C	N	C	N	N	Ph-3-Cl	c-Pr
C	N	C	N	N	Ph-3-Cl	c-Hex
C	N	C	N	N	Ph-3-Cl	OH
C	N	C	N	N	Ph-3-Cl	CH ₂ OH
C	N	C	N	N	Ph-3-Cl	OMe
C	N	C	N	N	Ph-3-Cl	SMe
C	N	C	N	N	Ph-3-Cl	Cl
C	N	C	N	N	Ph-3-Cl	CF ₃
C	N	C	N	N	Ph-3-Cl	Ph
C	N	C	N	N	Ph-4-Cl	H
C	N	C	N	N	Ph-4-Cl	Me
C	N	C	N	N	Ph-4-Cl	Et
C	N	C	N	N	Ph-4-Cl	n-Hex
C	N	C	N	N	Ph-4-Cl	c-Pr
C	N	C	N	N	Ph-4-Cl	c-Hex
C	N	C	N	N	Ph-4-Cl	OH
C	N	C	N	N	Ph-4-Cl	CH ₂ OH
C	N	C	N	N	Ph-4-Cl	OMe
C	N	C	N	N	Ph-4-Cl	SMe
C	N	C	N	N	Ph-4-Cl	Cl
C	N	C	N	N	Ph-4-Cl	CF ₃
C	N	C	N	N	Ph-4-Cl	Ph
C	N	C	N	N	Ph-3,4-Cl ₂	H
C	N	C	N	N	Ph-3,4-Cl ₂	Me
C	N	C	N	N	Ph-3,4-Cl ₂	Et
C	N	C	N	N	Ph-3,4-Cl ₂	n-Hex
C	N	C	N	N	Ph-3,4-Cl ₂	c-Pr
C	N	C	N	N	Ph-3,4-Cl ₂	c-Hex
C	N	C	N	N	Ph-3,4-Cl ₂	OH
C	N	C	N	N	Ph-3,4-Cl ₂	CH ₂ OH
C	N	C	N	N	Ph-3,4-Cl ₂	OMe
C	N	C	N	N	Ph-3,4-Cl ₂	SMe

W ¹	W ²	W ³	W ⁴	W ⁵	R ^a	R ^b
C	N	C	N	N	Ph-3,4-Cl ₂	Cl
C	N	C	N	N	Ph-3,4-Cl ₂	CF ₃
C	N	C	N	N	Ph-3,4-Cl ₂	Ph
C	N	C	N	N	Ph-4-F	H
C	N	C	N	N	Ph-4-F	Me
C	N	C	N	N	Ph-4-F	Et
C	N	C	N	N	Ph-4-F	n-Hex
C	N	C	N	N	Ph-4-F	c-Pr
C	N	C	N	N	Ph-4-F	c-Hex
C	N	C	N	N	Ph-4-F	OH
C	N	C	N	N	Ph-4-F	CH ₂ OH
C	N	C	N	N	Ph-4-F	OMe
C	N	C	N	N	Ph-4-F	SMe
C	N	C	N	N	Ph-4-F	Cl
C	N	C	N	N	Ph-4-F	CF ₃
C	N	C	N	N	Ph-4-F	Ph
C	N	C	N	N	Ph-4-Br	H
C	N	C	N	N	Ph-4-Br	Me
C	N	C	N	N	Ph-4-Br	Et
C	N	C	N	N	Ph-4-Br	n-Hex
C	N	C	N	N	Ph-4-Br	c-Pr
C	N	C	N	N	Ph-4-Br	c-Hex
C	N	C	N	N	Ph-4-Br	OH
C	N	C	N	N	Ph-4-Br	CH ₂ OH
C	N	C	N	N	Ph-4-Br	OMe
C	N	C	N	N	Ph-4-Br	SMe
C	N	C	N	N	Ph-4-Br	Cl
C	N	C	N	N	Ph-4-Br	CF ₃
C	N	C	N	N	Ph-4-Br	Ph
C	N	C	N	N	Ph-2-OMe	H
C	N	C	N	N	Ph-2-OMe	Me
C	N	C	N	N	Ph-2-OMe	Et
C	N	C	N	N	Ph-2-OMe	n-Hex
C	N	C	N	N	Ph-2-OMe	c-Pr
C	N	C	N	N	Ph-2-OMe	c-Hex
C	N	C	N	N	Ph-2-OMe	OH
C	N	C	N	N	Ph-2-OMe	CH ₂ OH
C	N	C	N	N	Ph-2-OMe	OMe
C	N	C	N	N	Ph-2-OMe	SMe
C	N	C	N	N	Ph-2-OMe	Cl
C	N	C	N	N	Ph-2-OMe	CF ₃
C	N	C	N	N	Ph-2-OMe	Ph
C	N	C	N	N	Ph-3-OMe	H
C	N	C	N	N	Ph-3-OMe	Me

W ¹	W ²	W ³	W ⁴	W ⁵	R ^a	R ^b
C	N	C	N	N	Ph-3-OMe	Et
C	N	C	N	N	Ph-3-OMe	n-Hex
C	N	C	N	N	Ph-3-OMe	c-Pr
C	N	C	N	N	Ph-3-OMe	c-Hex
C	N	C	N	N	Ph-3-OMe	OH
C	N	C	N	N	Ph-3-OMe	CH ₂ OH
C	N	C	N	N	Ph-3-OMe	OMe
C	N	C	N	N	Ph-3-OMe	SMe
C	N	C	N	N	Ph-3-OMe	Cl
C	N	C	N	N	Ph-3-OMe	CF ₃
C	N	C	N	N	Ph-3-OMe	Ph
C	N	C	N	N	Ph-4-OMe	H
C	N	C	N	N	Ph-4-OMe	Me
C	N	C	N	N	Ph-4-OMe	Et
C	N	C	N	N	Ph-4-OMe	n-Hex
C	N	C	N	N	Ph-4-OMe	c-Pr
C	N	C	N	N	Ph-4-OMe	c-Hex
C	N	C	N	N	Ph-4-OMe	OH
C	N	C	N	N	Ph-4-OMe	CH ₂ OH
C	N	C	N	N	Ph-4-OMe	OMe
C	N	C	N	N	Ph-4-OMe	SMe
C	N	C	N	N	Ph-4-OMe	Cl
C	N	C	N	N	Ph-4-OMe	CF ₃
C	N	C	N	N	Ph-4-OMe	Ph
C	N	C	N	N	Ph-3,4-(OMe) ₂	H
C	N	C	N	N	Ph-3,4-(OMe) ₂	Me
C	N	C	N	N	Ph-3,4-(OMe) ₂	Et
C	N	C	N	N	Ph-3,4-(OMe) ₂	n-Hex
C	N	C	N	N	Ph-3,4-(OMe) ₂	c-Pr
C	N	C	N	N	Ph-3,4-(OMe) ₂	c-Hex
C	N	C	N	N	Ph-3,4-(OMe) ₂	OH
C	N	C	N	N	Ph-3,4-(OMe) ₂	CH ₂ OH
C	N	C	N	N	Ph-3,4-(OMe) ₂	OMe
C	N	C	N	N	Ph-3,4-(OMe) ₂	SMe
C	N	C	N	N	Ph-3,4-(OMe) ₂	Cl
C	N	C	N	N	Ph-3,4-(OMe) ₂	CF ₃
C	N	C	N	N	Ph-3,4-(OMe) ₂	Ph
C	N	C	N	N	Ph-2-OH	H
C	N	C	N	N	Ph-2-OH	Me
C	N	C	N	N	Ph-2-OH	Et
C	N	C	N	N	Ph-2-OH	n-Hex
C	N	C	N	N	Ph-2-OH	c-Pr
C	N	C	N	N	Ph-2-OH	c-Hex
C	N	C	N	N	Ph-2-OH	OH

W ¹	W ²	W ³	W ⁴	W ⁵	R ^a	R ^b
C	N	C	N	N	Ph-2-OH	CH ₂ OH
C	N	C	N	N	Ph-2-OH	OMe
C	N	C	N	N	Ph-2-OH	SMe
C	N	C	N	N	Ph-2-OH	Cl
C	N	C	N	N	Ph-2-OH	CF ₃
C	N	C	N	N	Ph-2-OH	Ph
C	N	C	N	N	Ph-3-OH	H
C	N	C	N	N	Ph-3-OH	Me
C	N	C	N	N	Ph-3-OH	Et
C	N	C	N	N	Ph-3-OH	n-Hex
C	N	C	N	N	Ph-3-OH	c-Pr
C	N	C	N	N	Ph-3-OH	c-Hex
C	N	C	N	N	Ph-3-OH	OH
C	N	C	N	N	Ph-3-OH	CH ₂ OH
C	N	C	N	N	Ph-3-OH	OMe
C	N	C	N	N	Ph-3-OH	SMe
C	N	C	N	N	Ph-3-OH	Cl
C	N	C	N	N	Ph-3-OH	CF ₃
C	N	C	N	N	Ph-3-OH	Ph
C	N	C	N	N	Ph-4-OH	H
C	N	C	N	N	Ph-4-OH	Me
C	N	C	N	N	Ph-4-OH	Et
C	N	C	N	N	Ph-4-OH	n-Hex
C	N	C	N	N	Ph-4-OH	c-Pr
C	N	C	N	N	Ph-4-OH	c-Hex
C	N	C	N	N	Ph-4-OH	OH
C	N	C	N	N	Ph-4-OH	CH ₂ OH
C	N	C	N	N	Ph-4-OH	OMe
C	N	C	N	N	Ph-4-OH	SMe
C	N	C	N	N	Ph-4-OH	Cl
C	N	C	N	N	Ph-4-OH	CF ₃
C	N	C	N	N	Ph-4-OH	Ph
C	N	C	N	N	Ph-3,4-(OH) ₂	H
C	N	C	N	N	Ph-3,4-(OH) ₂	Me
C	N	C	N	N	Ph-3,4-(OH) ₂	Et
C	N	C	N	N	Ph-3,4-(OH) ₂	n-Hex
C	N	C	N	N	Ph-3,4-(OH) ₂	c-Pr
C	N	C	N	N	Ph-3,4-(OH) ₂	c-Hex
C	N	C	N	N	Ph-3,4-(OH) ₂	OH
C	N	C	N	N	Ph-3,4-(OH) ₂	CH ₂ OH
C	N	C	N	N	Ph-3,4-(OH) ₂	OMe
C	N	C	N	N	Ph-3,4-(OH) ₂	SMe
C	N	C	N	N	Ph-3,4-(OH) ₂	Cl
C	N	C	N	N	Ph-3,4-(OH) ₂	CF ₃

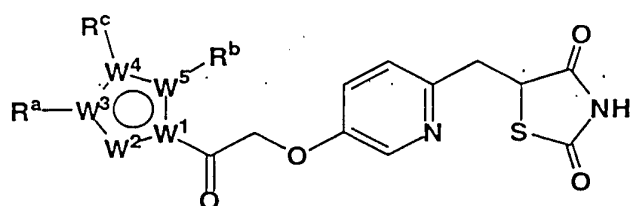
W ¹	W ²	W ³	W ⁴	W ⁵	R ^a	R ^b
C	N	C	N	N	Ph-3,4-(OH) ₂	Ph
C	N	C	N	N	Ph-3-SMe	H
C	N	C	N	N	Ph-3-SMe	Me
C	N	C	N	N	Ph-3-SMe	Et
C	N	C	N	N	Ph-3-SMe	n-Hex
C	N	C	N	N	Ph-3-SMe	c-Pr
C	N	C	N	N	Ph-3-SMe	c-Hex
C	N	C	N	N	Ph-3-SMe	OH
C	N	C	N	N	Ph-3-SMe	CH ₂ OH
C	N	C	N	N	Ph-3-SMe	OMe
C	N	C	N	N	Ph-3-SMe	SMe
C	N	C	N	N	Ph-3-SMe	Cl
C	N	C	N	N	Ph-3-SMe	CF ₃
C	N	C	N	N	Ph-3-SMe	Ph
C	N	C	N	N	Ph-3-CF ₃	H
C	N	C	N	N	Ph-3-CF ₃	Me
C	N	C	N	N	Ph-3-CF ₃	Et
C	N	C	N	N	Ph-3-CF ₃	n-Hex
C	N	C	N	N	Ph-3-CF ₃	c-Pr
C	N	C	N	N	Ph-3-CF ₃	c-Hex
C	N	C	N	N	Ph-3-CF ₃	OH
C	N	C	N	N	Ph-3-CF ₃	CH ₂ OH
C	N	C	N	N	Ph-3-CF ₃	OMe
C	N	C	N	N	Ph-3-CF ₃	SMe
C	N	C	N	N	Ph-3-CF ₃	Cl
C	N	C	N	N	Ph-3-CF ₃	CF ₃
C	N	C	N	N	Ph-3-CF ₃	Ph
C	N	C	N	N	Ph-3-NO ₂	H
C	N	C	N	N	Ph-3-NO ₂	Me
C	N	C	N	N	Ph-3-NO ₂	Et
C	N	C	N	N	Ph-3-NO ₂	n-Hex
C	N	C	N	N	Ph-3-NO ₂	c-Pr
C	N	C	N	N	Ph-3-NO ₂	c-Hex
C	N	C	N	N	Ph-3-NO ₂	OH
C	N	C	N	N	Ph-3-NO ₂	CH ₂ OH
C	N	C	N	N	Ph-3-NO ₂	OMe
C	N	C	N	N	Ph-3-NO ₂	SMe
C	N	C	N	N	Ph-3-NO ₂	Cl
C	N	C	N	N	Ph-3-NO ₂	CF ₃
C	N	C	N	N	Ph-3-NO ₂	Ph
C	N	C	N	N	Ph-4-NMe ₂	H
C	N	C	N	N	Ph-4-NMe ₂	Me
C	N	C	N	N	Ph-4-NMe ₂	Et
C	N	C	N	N	Ph-4-NMe ₂	n-Hex

- 143 -

W ¹	W ²	W ³	W ⁴	W ⁵	R ^a	R ^b
C	N	C	N	N	Ph-4-NMe ₂	c-Pr
C	N	C	N	N	Ph-4-NMe ₂	c-Hex
C	N	C	N	N	Ph-4-NMe ₂	OH
C	N	C	N	N	Ph-4-NMe ₂	CH ₂ OH
C	N	C	N	N	Ph-4-NMe ₂	OMe
C	N	C	N	N	Ph-4-NMe ₂	SMe
C	N	C	N	N	Ph-4-NMe ₂	Cl
C	N	C	N	N	Ph-4-NMe ₂	CF ₃
C	N	C	N	N	Ph-4-NMe ₂	Ph

- 144 -

Table 5



W ¹	W ²	W ³	W ⁴	W ⁵	R ^a	R ^b	R ^c
C	N	C	C	N	Ph	Me	Me
C	N	C	C	N	Ph	Me	Et
C	N	C	C	N	Ph	Me	n-Hex
C	N	C	C	N	Ph	Me	c-Pr
C	N	C	C	N	Ph	Me	c-Hex
C	N	C	C	N	Ph	Me	OH
C	N	C	C	N	Ph	Me	CH ₂ OH
C	N	C	C	N	Ph	Me	OMe
C	N	C	C	N	Ph	Me	SMe
C	N	C	C	N	Ph	Me	Cl
C	N	C	C	N	Ph	Me	CF ₃
C	N	C	C	N	Ph	Me	Ph
C	N	C	C	N	Ph	Me	H
C	N	C	C	N	H	Me	Me
C	N	C	C	N	H	Me	Et
C	N	C	C	N	H	Me	n-Hex
C	N	C	C	N	H	Me	c-Pr
C	N	C	C	N	H	Me	c-Hex
C	N	C	C	N	H	Me	OH
C	N	C	C	N	H	Me	CH ₂ OH
C	N	C	C	N	H	Me	OMe
C	N	C	C	N	H	Me	SMe
C	N	C	C	N	H	Me	Cl
C	N	C	C	N	H	Me	CF ₃
C	N	C	C	N	H	Me	Ph
C	N	C	C	N	Me	Me	H
C	N	C	C	N	Me	Me	Me
C	N	C	C	N	Me	Me	Et
C	N	C	C	N	Me	Me	n-Hex
C	N	C	C	N	Me	Me	c-Pr
C	N	C	C	N	Me	Me	c-Hex
C	N	C	C	N	Me	Me	OH
C	N	C	C	N	Me	Me	CH ₂ OH
C	N	C	C	N	Me	Me	OMe
C	N	C	C	N	Me	Me	SMe
C	N	C	C	N	Me	Me	Cl

W ¹	W ²	W ³	W ⁴	W ⁵	R ^a	R ^b	R ^c
C	N	C	C	N	Me	Me	CF ₃
C	N	C	C	N	Me	Me	Ph
C	N	C	C	N	Et	Me	H
C	N	C	C	N	Et	Me	Me
C	N	C	C	N	Et	Me	Et
C	N	C	C	N	Et	Me	n-Hex
C	N	C	C	N	Et	Me	c-Pr
C	N	C	C	N	Et	Me	c-Hex
C	N	C	C	N	Et	Me	OH
C	N	C	C	N	Et	Me	CH ₂ OH
C	N	C	C	N	Et	Me	OMe
C	N	C	C	N	Et	Me	SMe
C	N	C	C	N	Et	Me	Cl
C	N	C	C	N	Et	Me	CF ₃
C	N	C	C	N	Et	Me	Ph
C	N	C	C	N	n-Pr	Me	H
C	N	C	C	N	n-Pr	Me	Me
C	N	C	C	N	n-Pr	Me	Et
C	N	C	C	N	n-Pr	Me	n-Hex
C	N	C	C	N	n-Pr	Me	c-Pr
C	N	C	C	N	n-Pr	Me	c-Hex
C	N	C	C	N	n-Pr	Me	OH
C	N	C	C	N	n-Pr	Me	CH ₂ OH
C	N	C	C	N	n-Pr	Me	OMe
C	N	C	C	N	n-Pr	Me	SMe
C	N	C	C	N	n-Pr	Me	Cl
C	N	C	C	N	n-Pr	Me	CF ₃
C	N	C	C	N	n-Pr	Me	Ph
C	N	C	C	N	n-Hex	Me	H
C	N	C	C	N	n-Hex	Me	Me
C	N	C	C	N	n-Hex	Me	Et
C	N	C	C	N	n-Hex	Me	n-Hex
C	N	C	C	N	n-Hex	Me	c-Pr
C	N	C	C	N	n-Hex	Me	c-Hex
C	N	C	C	N	n-Hex	Me	OH
C	N	C	C	N	n-Hex	Me	CH ₂ OH
C	N	C	C	N	n-Hex	Me	OMe
C	N	C	C	N	n-Hex	Me	SMe
C	N	C	C	N	n-Hex	Me	Cl
C	N	C	C	N	n-Hex	Me	CF ₃
C	N	C	C	N	n-Hex	Me	Ph
C	N	C	C	N	i-Pr	Me	H
C	N	C	C	N	i-Pr	Me	Me
C	N	C	C	N	i-Pr	Me	Et

W ¹	W ²	W ³	W ⁴	W ⁵	R ^a	R ^b	R ^c
C	N	C	C	N	i-Pr	Me	n-Hex
C	N	C	C	N	i-Pr	Me	c-Pr
C	N	C	C	N	i-Pr	Me	c-Hex
C	N	C	C	N	i-Pr	Me	OH
C	N	C	C	N	i-Pr	Me	CH ₂ OH
C	N	C	C	N	i-Pr	Me	OMe
C	N	C	C	N	i-Pr	Me	SMe
C	N	C	C	N	i-Pr	Me	Cl
C	N	C	C	N	i-Pr	Me	CF ₃
C	N	C	C	N	i-Pr	Me	Ph
C	N	C	C	N	t-Bu	Me	H
C	N	C	C	N	t-Bu	Me	Me
C	N	C	C	N	t-Bu	Me	Et
C	N	C	C	N	t-Bu	Me	n-Hex
C	N	C	C	N	t-Bu	Me	c-Pr
C	N	C	C	N	t-Bu	Me	c-Hex
C	N	C	C	N	t-Bu	Me	OH
C	N	C	C	N	t-Bu	Me	CH ₂ OH
C	N	C	C	N	t-Bu	Me	OMe
C	N	C	C	N	t-Bu	Me	SMe
C	N	C	C	N	t-Bu	Me	Cl
C	N	C	C	N	t-Bu	Me	CF ₃
C	N	C	C	N	t-Bu	Me	Ph
C	N	C	C	N	c-Hex	Me	H
C	N	C	C	N	c-Hex	Me	Me
C	N	C	C	N	c-Hex	Me	Et
C	N	C	C	N	c-Hex	Me	n-Hex
C	N	C	C	N	c-Hex	Me	c-Pr
C	N	C	C	N	c-Hex	Me	c-Hex
C	N	C	C	N	c-Hex	Me	OH
C	N	C	C	N	c-Hex	Me	CH ₂ OH
C	N	C	C	N	c-Hex	Me	OMe
C	N	C	C	N	c-Hex	Me	SMe
C	N	C	C	N	c-Hex	Me	Cl
C	N	C	C	N	c-Hex	Me	CF ₃
C	N	C	C	N	c-Hex	Me	Ph
C	N	C	C	N	3-c-hexenyl	Me	H
C	N	C	C	N	3-c-hexenyl	Me	Me
C	N	C	C	N	3-c-hexenyl	Me	Et
C	N	C	C	N	3-c-hexenyl	Me	n-Hex
C	N	C	C	N	3-c-hexenyl	Me	c-Pr
C	N	C	C	N	3-c-hexenyl	Me	c-Hex
C	N	C	C	N	3-c-hexenyl	Me	OH
C	N	C	C	N	3-c-hexenyl	Me	CH ₂ OH

W ¹	W ²	W ³	W ⁴	W ⁵	R ^a	R ^b	R ^c
C	N	C	C	N	3-c-hexenyl	Me	OMe
C	N	C	C	N	3-c-hexenyl	Me	SMe
C	N	C	C	N	3-c-hexenyl	Me	Cl
C	N	C	C	N	3-c-hexenyl	Me	CF ₃
C	N	C	C	N	3-c-hexenyl	Me	Ph
C	N	C	C	N	CH ₂ OH	Me	H
C	N	C	C	N	CH ₂ OH	Me	Me
C	N	C	C	N	CH ₂ OH	Me	Et
C	N	C	C	N	CH ₂ OH	Me	n-Hex
C	N	C	C	N	CH ₂ OH	Me	c-Pr
C	N	C	C	N	CH ₂ OH	Me	c-Hex
C	N	C	C	N	CH ₂ OH	Me	OH
C	N	C	C	N	CH ₂ OH	Me	CH ₂ OH
C	N	C	C	N	CH ₂ OH	Me	OMe
C	N	C	C	N	CH ₂ OH	Me	SMe
C	N	C	C	N	CH ₂ OH	Me	Cl
C	N	C	C	N	CH ₂ OH	Me	CF ₃
C	N	C	C	N	CH ₂ OH	Me	Ph
C	N	C	C	N	CH ₂ Ph	Me	H
C	N	C	C	N	CH ₂ Ph	Me	Me
C	N	C	C	N	CH ₂ Ph	Me	Et
C	N	C	C	N	CH ₂ Ph	Me	n-Hex
C	N	C	C	N	CH ₂ Ph	Me	c-Pr
C	N	C	C	N	CH ₂ Ph	Me	c-Hex
C	N	C	C	N	CH ₂ Ph	Me	OH
C	N	C	C	N	CH ₂ Ph	Me	CH ₂ OH
C	N	C	C	N	CH ₂ Ph	Me	OMe
C	N	C	C	N	CH ₂ Ph	Me	SMe
C	N	C	C	N	CH ₂ Ph	Me	Cl
C	N	C	C	N	CH ₂ Ph	Me	CF ₃
C	N	C	C	N	CH ₂ Ph	Me	Ph
C	N	C	C	N	α -naphthyl	Me	H
C	N	C	C	N	α -naphthyl	Me	Me
C	N	C	C	N	α -naphthyl	Me	Et
C	N	C	C	N	α -naphthyl	Me	n-Hex
C	N	C	C	N	α -naphthyl	Me	c-Pr
C	N	C	C	N	α -naphthyl	Me	c-Hex
C	N	C	C	N	α -naphthyl	Me	OH
C	N	C	C	N	α -naphthyl	Me	CH ₂ OH
C	N	C	C	N	α -naphthyl	Me	OMe
C	N	C	C	N	α -naphthyl	Me	SMe
C	N	C	C	N	α -naphthyl	Me	Cl
C	N	C	C	N	α -naphthyl	Me	CF ₃
C	N	C	C	N	α -naphthyl	Me	Ph

W ¹	W ²	W ³	W ⁴	W ⁵	R ^a	R ^b	R ^c
C	N	C	C	N	β -naphthyl	Me	H
C	N	C	C	N	β -naphthyl	Me	Me
C	N	C	C	N	β -naphthyl	Me	Et
C	N	C	C	N	β -naphthyl	Me	n-Hex
C	N	C	C	N	β -naphthyl	Me	c-Pr
C	N	C	C	N	β -naphthyl	Me	c-Hex
C	N	C	C	N	β -naphthyl	Me	OH
C	N	C	C	N	β -naphthyl	Me	CH ₂ OH
C	N	C	C	N	β -naphthyl	Me	OMe
C	N	C	C	N	β -naphthyl	Me	SMe
C	N	C	C	N	β -naphthyl	Me	Cl
C	N	C	C	N	β -naphthyl	Me	CF ₃
C	N	C	C	N	β -naphthyl	Me	Ph
C	N	C	C	N	2-pyridyl	Me	H
C	N	C	C	N	2-pyridyl	Me	Me
C	N	C	C	N	2-pyridyl	Me	Et
C	N	C	C	N	2-pyridyl	Me	n-Hex
C	N	C	C	N	2-pyridyl	Me	c-Pr
C	N	C	C	N	2-pyridyl	Me	c-Hex
C	N	C	C	N	2-pyridyl	Me	OH
C	N	C	C	N	2-pyridyl	Me	CH ₂ OH
C	N	C	C	N	2-pyridyl	Me	OMe
C	N	C	C	N	2-pyridyl	Me	SMe
C	N	C	C	N	2-pyridyl	Me	Cl
C	N	C	C	N	2-pyridyl	Me	CF ₃
C	N	C	C	N	2-pyridyl	Me	Ph
C	N	C	C	N	3-pyridyl	Me	H
C	N	C	C	N	3-pyridyl	Me	Me
C	N	C	C	N	3-pyridyl	Me	Et
C	N	C	C	N	3-pyridyl	Me	n-Hex
C	N	C	C	N	3-pyridyl	Me	c-Pr
C	N	C	C	N	3-pyridyl	Me	c-Hex
C	N	C	C	N	3-pyridyl	Me	OH
C	N	C	C	N	3-pyridyl	Me	CH ₂ OH
C	N	C	C	N	3-pyridyl	Me	OMe
C	N	C	C	N	3-pyridyl	Me	SMe
C	N	C	C	N	3-pyridyl	Me	Cl
C	N	C	C	N	3-pyridyl	Me	CF ₃
C	N	C	C	N	3-pyridyl	Me	Ph
C	N	C	C	N	4-pyridyl	Me	H
C	N	C	C	N	4-pyridyl	Me	Me
C	N	C	C	N	4-pyridyl	Me	Et
C	N	C	C	N	4-pyridyl	Me	n-Hex
C	N	C	C	N	4-pyridyl	Me	c-Pr

W ¹	W ²	W ³	W ⁴	W ⁵	R ^a	R ^b	R ^c
C	N	C	C	N	4-pyridyl	Me	c-Hex
C	N	C	C	N	4-pyridyl	Me	OH
C	N	C	C	N	4-pyridyl	Me	CH ₂ OH
C	N	C	C	N	4-pyridyl	Me	OMe
C	N	C	C	N	4-pyridyl	Me	SMe
C	N	C	C	N	4-pyridyl	Me	Cl
C	N	C	C	N	4-pyridyl	Me	CF ₃
C	N	C	C	N	4-pyridyl	Me	Ph
C	N	C	C	N	2-furanyl	Me	H
C	N	C	C	N	2-furanyl	Me	Me
C	N	C	C	N	2-furanyl	Me	Et
C	N	C	C	N	2-furanyl	Me	n-Hex
C	N	C	C	N	2-furanyl	Me	c-Pr
C	N	C	C	N	2-furanyl	Me	c-Hex
C	N	C	C	N	2-furanyl	Me	OH
C	N	C	C	N	2-furanyl	Me	CH ₂ OH
C	N	C	C	N	2-furanyl	Me	OMe
C	N	C	C	N	2-furanyl	Me	SMe
C	N	C	C	N	2-furanyl	Me	Cl
C	N	C	C	N	2-furanyl	Me	CF ₃
C	N	C	C	N	2-furanyl	Me	Ph
C	N	C	C	N	2-thienyl	Me	H
C	N	C	C	N	2-thienyl	Me	Me
C	N	C	C	N	2-thienyl	Me	Et
C	N	C	C	N	2-thienyl	Me	n-Hex
C	N	C	C	N	2-thienyl	Me	c-Pr
C	N	C	C	N	2-thienyl	Me	c-Hex
C	N	C	C	N	2-thienyl	Me	OH
C	N	C	C	N	2-thienyl	Me	CH ₂ OH
C	N	C	C	N	2-thienyl	Me	OMe
C	N	C	C	N	2-thienyl	Me	SMe
C	N	C	C	N	2-thienyl	Me	Cl
C	N	C	C	N	2-thienyl	Me	CF ₃
C	N	C	C	N	2-thienyl	Me	Ph
C	N	C	C	N	2-tolyl	Me	H
C	N	C	C	N	2-tolyl	Me	Me
C	N	C	C	N	2-tolyl	Me	Et
C	N	C	C	N	2-tolyl	Me	n-Hex
C	N	C	C	N	2-tolyl	Me	c-Pr
C	N	C	C	N	2-tolyl	Me	c-Hex
C	N	C	C	N	2-tolyl	Me	OH
C	N	C	C	N	2-tolyl	Me	CH ₂ OH
C	N	C	C	N	2-tolyl	Me	OMe
C	N	C	C	N	2-tolyl	Me	SMe

W ¹	W ²	W ³	W ⁴	W ⁵	R ^a	R ^b	R ^c
C	N	C	C	N	2-tolyl	Me	Cl
C	N	C	C	N	2-tolyl	Me	CF ₃
C	N	C	C	N	2-tolyl	Me	Ph
C	N	C	C	N	3-tolyl	Me	H
C	N	C	C	N	3-tolyl	Me	Me
C	N	C	C	N	3-tolyl	Me	Et
C	N	C	C	N	3-tolyl	Me	n-Hex
C	N	C	C	N	3-tolyl	Me	c-Pr
C	N	C	C	N	3-tolyl	Me	c-Hex
C	N	C	C	N	3-tolyl	Me	OH
C	N	C	C	N	3-tolyl	Me	CH ₂ OH
C	N	C	C	N	3-tolyl	Me	OMe
C	N	C	C	N	3-tolyl	Me	SMe
C	N	C	C	N	3-tolyl	Me	Cl
C	N	C	C	N	3-tolyl	Me	CF ₃
C	N	C	C	N	3-tolyl	Me	Ph
C	N	C	C	N	4-tolyl	Me	H
C	N	C	C	N	4-tolyl	Me	Me
C	N	C	C	N	4-tolyl	Me	Et
C	N	C	C	N	4-tolyl	Me	n-Hex
C	N	C	C	N	4-tolyl	Me	c-Pr
C	N	C	C	N	4-tolyl	Me	c-Hex
C	N	C	C	N	4-tolyl	Me	OH
C	N	C	C	N	4-tolyl	Me	CH ₂ OH
C	N	C	C	N	4-tolyl	Me	OMe
C	N	C	C	N	4-tolyl	Me	SMe
C	N	C	C	N	4-tolyl	Me	Cl
C	N	C	C	N	4-tolyl	Me	CF ₃
C	N	C	C	N	4-tolyl	Me	Ph
C	N	C	C	N	Ph-2,3-Me ₂	Me	H
C	N	C	C	N	Ph-2,3-Me ₂	Me	Me
C	N	C	C	N	Ph-2,3-Me ₂	Me	Et
C	N	C	C	N	Ph-2,3-Me ₂	Me	n-Hex
C	N	C	C	N	Ph-2,3-Me ₂	Me	c-Pr
C	N	C	C	N	Ph-2,3-Me ₂	Me	c-Hex
C	N	C	C	N	Ph-2,3-Me ₂	Me	OH
C	N	C	C	N	Ph-2,3-Me ₂	Me	CH ₂ OH
C	N	C	C	N	Ph-2,3-Me ₂	Me	OMe
C	N	C	C	N	Ph-2,3-Me ₂	Me	SMe
C	N	C	C	N	Ph-2,3-Me ₂	Me	Cl
C	N	C	C	N	Ph-2,3-Me ₂	Me	CF ₃
C	N	C	C	N	Ph-2,3-Me ₂	Me	Ph
C	N	C	C	N	Ph-3,4-Me ₂	Me	H
C	N	C	C	N	Ph-3,4-Me ₂	Me	Me

W ¹	W ²	W ³	W ⁴	W ⁵	R ^a	R ^b	R ^c
C	N	C	C	N	Ph-3,4-Me ₂	Me	Et
C	N	C	C	N	Ph-3,4-Me ₂	Me	n-Hex
C	N	C	C	N	Ph-3,4-Me ₂	Me	c-Pr
C	N	C	C	N	Ph-3,4-Me ₂	Me	c-Hex
C	N	C	C	N	Ph-3,4-Me ₂	Me	OH
C	N	C	C	N	Ph-3,4-Me ₂	Me	CH ₂ OH
C	N	C	C	N	Ph-3,4-Me ₂	Me	OMe
C	N	C	C	N	Ph-3,4-Me ₂	Me	SMe
C	N	C	C	N	Ph-3,4-Me ₂	Me	Cl
C	N	C	C	N	Ph-3,4-Me ₂	Me	CF ₃
C	N	C	C	N	Ph-3,4-Me ₂	Me	Ph
C	N	C	C	N	Ph-3,5-Me ₂	Me	H
C	N	C	C	N	Ph-3,5-Me ₂	Me	Me
C	N	C	C	N	Ph-3,5-Me ₂	Me	Et
C	N	C	C	N	Ph-3,5-Me ₂	Me	n-Hex
C	N	C	C	N	Ph-3,5-Me ₂	Me	c-Pr
C	N	C	C	N	Ph-3,5-Me ₂	Me	c-Hex
C	N	C	C	N	Ph-3,5-Me ₂	Me	OH
C	N	C	C	N	Ph-3,5-Me ₂	Me	CH ₂ OH
C	N	C	C	N	Ph-3,5-Me ₂	Me	OMe
C	N	C	C	N	Ph-3,5-Me ₂	Me	SMe
C	N	C	C	N	Ph-3,5-Me ₂	Me	Cl
C	N	C	C	N	Ph-3,5-Me ₂	Me	CF ₃
C	N	C	C	N	Ph-3,5-Me ₂	Me	Ph
C	N	C	C	N	Ph-2,6-Me ₂	Me	H
C	N	C	C	N	Ph-2,6-Me ₂	Me	Me
C	N	C	C	N	Ph-2,6-Me ₂	Me	Et
C	N	C	C	N	Ph-2,6-Me ₂	Me	n-Hex
C	N	C	C	N	Ph-2,6-Me ₂	Me	c-Pr
C	N	C	C	N	Ph-2,6-Me ₂	Me	c-Hex
C	N	C	C	N	Ph-2,6-Me ₂	Me	OH
C	N	C	C	N	Ph-2,6-Me ₂	Me	CH ₂ OH
C	N	C	C	N	Ph-2,6-Me ₂	Me	OMe
C	N	C	C	N	Ph-2,6-Me ₂	Me	SMe
C	N	C	C	N	Ph-2,6-Me ₂	Me	Cl
C	N	C	C	N	Ph-2,6-Me ₂	Me	CF ₃
C	N	C	C	N	Ph-2,6-Me ₂	Me	Ph
C	N	C	C	N	Ph-2-Cl	Me	H
C	N	C	C	N	Ph-2-Cl	Me	Me
C	N	C	C	N	Ph-2-Cl	Me	Et
C	N	C	C	N	Ph-2-Cl	Me	n-Hex
C	N	C	C	N	Ph-2-Cl	Me	c-Pr
C	N	C	C	N	Ph-2-Cl	Me	c-Hex
C	N	C	C	N	Ph-2-Cl	Me	OH

W ¹	W ²	W ³	W ⁴	W ⁵	R ^a	R ^b	R ^c
C	N	C	C	N	Ph-2-Cl	Me	CH ₂ OH
C	N	C	C	N	Ph-2-Cl	Me	OMe
C	N	C	C	N	Ph-2-Cl	Me	SMe
C	N	C	C	N	Ph-2-Cl	Me	Cl
C	N	C	C	N	Ph-2-Cl	Me	CF ₃
C	N	C	C	N	Ph-2-Cl	Me	Ph
C	N	C	C	N	Ph-3-Cl	Me	H
C	N	C	C	N	Ph-3-Cl	Me	Me
C	N	C	C	N	Ph-3-Cl	Me	Et
C	N	C	C	N	Ph-3-Cl	Me	n-Hex
C	N	C	C	N	Ph-3-Cl	Me	c-Pr
C	N	C	C	N	Ph-3-Cl	Me	c-Hex
C	N	C	C	N	Ph-3-Cl	Me	OH
C	N	C	C	N	Ph-3-Cl	Me	CH ₂ OH
C	N	C	C	N	Ph-3-Cl	Me	OMe
C	N	C	C	N	Ph-3-Cl	Me	SMe
C	N	C	C	N	Ph-3-Cl	Me	Cl
C	N	C	C	N	Ph-3-Cl	Me	CF ₃
C	N	C	C	N	Ph-3-Cl	Me	Ph
C	N	C	C	N	Ph-4-Cl	Me	H
C	N	C	C	N	Ph-4-Cl	Me	Me
C	N	C	C	N	Ph-4-Cl	Me	Et
C	N	C	C	N	Ph-4-Cl	Me	n-Hex
C	N	C	C	N	Ph-4-Cl	Me	c-Pr
C	N	C	C	N	Ph-4-Cl	Me	c-Hex
C	N	C	C	N	Ph-4-Cl	Me	OH
C	N	C	C	N	Ph-4-Cl	Me	CH ₂ OH
C	N	C	C	N	Ph-4-Cl	Me	OMe
C	N	C	C	N	Ph-4-Cl	Me	SMe
C	N	C	C	N	Ph-4-Cl	Me	Cl
C	N	C	C	N	Ph-4-Cl	Me	CF ₃
C	N	C	C	N	Ph-4-Cl	Me	Ph
C	N	C	C	N	Ph-3,4-Cl ₂	Me	H
C	N	C	C	N	Ph-3,4-Cl ₂	Me	Me
C	N	C	C	N	Ph-3,4-Cl ₂	Me	Et
C	N	C	C	N	Ph-3,4-Cl ₂	Me	n-Hex
C	N	C	C	N	Ph-3,4-Cl ₂	Me	c-Pr
C	N	C	C	N	Ph-3,4-Cl ₂	Me	c-Hex
C	N	C	C	N	Ph-3,4-Cl ₂	Me	OH
C	N	C	C	N	Ph-3,4-Cl ₂	Me	CH ₂ OH
C	N	C	C	N	Ph-3,4-Cl ₂	Me	OMe
C	N	C	C	N	Ph-3,4-Cl ₂	Me	SMe
C	N	C	C	N	Ph-3,4-Cl ₂	Me	Cl
C	N	C	C	N	Ph-3,4-Cl ₂	Me	CF ₃

W ¹	W ²	W ³	W ⁴	W ⁵	R ^a	R ^b	R ^c
C	N	C	C	N	Ph-3,4-Cl ₂	Me	Ph
C	N	C	C	N	Ph-4-F	Me	H
C	N	C	C	N	Ph-4-F	Me	Me
C	N	C	C	N	Ph-4-F	Me	Et
C	N	C	C	N	Ph-4-F	Me	n-Hex
C	N	C	C	N	Ph-4-F	Me	c-Pr
C	N	C	C	N	Ph-4-F	Me	c-Hex
C	N	C	C	N	Ph-4-F	Me	OH
C	N	C	C	N	Ph-4-F	Me	CH ₂ OH
C	N	C	C	N	Ph-4-F	Me	OMe
C	N	C	C	N	Ph-4-F	Me	SMe
C	N	C	C	N	Ph-4-F	Me	Cl
C	N	C	C	N	Ph-4-F	Me	CF ₃
C	N	C	C	N	Ph-4-F	Me	Ph
C	N	C	C	N	Ph-4-Br	Me	H
C	N	C	C	N	Ph-4-Br	Me	Me
C	N	C	C	N	Ph-4-Br	Me	Et
C	N	C	C	N	Ph-4-Br	Me	n-Hex
C	N	C	C	N	Ph-4-Br	Me	c-Pr
C	N	C	C	N	Ph-4-Br	Me	c-Hex
C	N	C	C	N	Ph-4-Br	Me	OH
C	N	C	C	N	Ph-4-Br	Me	CH ₂ OH
C	N	C	C	N	Ph-4-Br	Me	OMe
C	N	C	C	N	Ph-4-Br	Me	SMe
C	N	C	C	N	Ph-4-Br	Me	Cl
C	N	C	C	N	Ph-4-Br	Me	CF ₃
C	N	C	C	N	Ph-4-Br	Me	Ph
C	N	C	C	N	Ph-2-OMe	Me	H
C	N	C	C	N	Ph-2-OMe	Me	Me
C	N	C	C	N	Ph-2-OMe	Me	Et
C	N	C	C	N	Ph-2-OMe	Me	n-Hex
C	N	C	C	N	Ph-2-OMe	Me	c-Pr
C	N	C	C	N	Ph-2-OMe	Me	c-Hex
C	N	C	C	N	Ph-2-OMe	Me	OH
C	N	C	C	N	Ph-2-OMe	Me	CH ₂ OH
C	N	C	C	N	Ph-2-OMe	Me	OMe
C	N	C	C	N	Ph-2-OMe	Me	SMe
C	N	C	C	N	Ph-2-OMe	Me	Cl
C	N	C	C	N	Ph-2-OMe	Me	CF ₃
C	N	C	C	N	Ph-2-OMe	Me	Ph
C	N	C	C	N	Ph-3-OMe	Me	H
C	N	C	C	N	Ph-3-OMe	Me	Me
C	N	C	C	N	Ph-3-OMe	Me	Et
C	N	C	C	N	Ph-3-OMe	Me	n-Hex

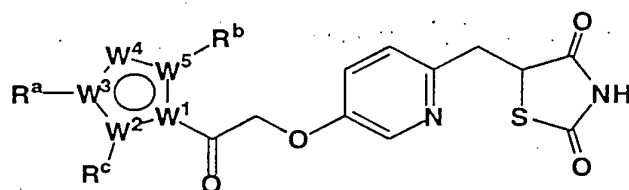
W ¹	W ²	W ³	W ⁴	W ⁵	R ^a	R ^b	R ^c
C	N	C	C	N	Ph-3-OMe	Me	c-Pr
C	N	C	C	N	Ph-3-OMe	Me	c-Hex
C	N	C	C	N	Ph-3-OMe	Me	OH
C	N	C	C	N	Ph-3-OMe	Me	CH ₂ OH
C	N	C	C	N	Ph-3-OMe	Me	OMe
C	N	C	C	N	Ph-3-OMe	Me	SMe
C	N	C	C	N	Ph-3-OMe	Me	Cl
C	N	C	C	N	Ph-3-OMe	Me	CF ₃
C	N	C	C	N	Ph-3-OMe	Me	Ph
C	N	C	C	N	Ph-4-OMe	Me	H
C	N	C	C	N	Ph-4-OMe	Me	Me
C	N	C	C	N	Ph-4-OMe	Me	Et
C	N	C	C	N	Ph-4-OMe	Me	n-Hex
C	N	C	C	N	Ph-4-OMe	Me	c-Pr
C	N	C	C	N	Ph-4-OMe	Me	c-Hex
C	N	C	C	N	Ph-4-OMe	Me	OH
C	N	C	C	N	Ph-4-OMe	Me	CH ₂ OH
C	N	C	C	N	Ph-4-OMe	Me	OMe
C	N	C	C	N	Ph-4-OMe	Me	SMe
C	N	C	C	N	Ph-4-OMe	Me	Cl
C	N	C	C	N	Ph-4-OMe	Me	CF ₃
C	N	C	C	N	Ph-4-OMe	Me	Ph
C	N	C	C	N	Ph-3,4-(OMe) ₂	Me	H
C	N	C	C	N	Ph-3,4-(OMe) ₂	Me	Me
C	N	C	C	N	Ph-3,4-(OMe) ₂	Me	Et
C	N	C	C	N	Ph-3,4-(OMe) ₂	Me	n-Hex
C	N	C	C	N	Ph-3,4-(OMe) ₂	Me	c-Pr
C	N	C	C	N	Ph-3,4-(OMe) ₂	Me	c-Hex
C	N	C	C	N	Ph-3,4-(OMe) ₂	Me	OH
C	N	C	C	N	Ph-3,4-(OMe) ₂	Me	CH ₂ OH
C	N	C	C	N	Ph-3,4-(OMe) ₂	Me	OMe
C	N	C	C	N	Ph-3,4-(OMe) ₂	Me	SMe
C	N	C	C	N	Ph-3,4-(OMe) ₂	Me	Cl
C	N	C	C	N	Ph-3,4-(OMe) ₂	Me	CF ₃
C	N	C	C	N	Ph-3,4-(OMe) ₂	Me	Ph
C	N	C	C	N	Ph-2-OH	Me	H
C	N	C	C	N	Ph-2-OH	Me	Me
C	N	C	C	N	Ph-2-OH	Me	Et
C	N	C	C	N	Ph-2-OH	Me	n-Hex
C	N	C	C	N	Ph-2-OH	Me	c-Pr
C	N	C	C	N	Ph-2-OH	Me	c-Hex
C	N	C	C	N	Ph-2-OH	Me	OH
C	N	C	C	N	Ph-2-OH	Me	CH ₂ OH
C	N	C	C	N	Ph-2-OH	Me	OMe

W ¹	W ²	W ³	W ⁴	W ⁵	R ^a	R ^b	R ^c
C	N	C	C	N	Ph-2-OH	Me	SMe
C	N	C	C	N	Ph-2-OH	Me	Cl
C	N	C	C	N	Ph-2-OH	Me	CF ₃
C	N	C	C	N	Ph-2-OH	Me	Ph
C	N	C	C	N	Ph-3-OH	Me	H
C	N	C	C	N	Ph-3-OH	Me	Me
C	N	C	C	N	Ph-3-OH	Me	Et
C	N	C	C	N	Ph-3-OH	Me	n-Hex
C	N	C	C	N	Ph-3-OH	Me	c-Pr
C	N	C	C	N	Ph-3-OH	Me	c-Hex
C	N	C	C	N	Ph-3-OH	Me	OH
C	N	C	C	N	Ph-3-OH	Me	CH ₂ OH
C	N	C	C	N	Ph-3-OH	Me	OMe
C	N	C	C	N	Ph-3-OH	Me	SMe
C	N	C	C	N	Ph-3-OH	Me	Cl
C	N	C	C	N	Ph-3-OH	Me	CF ₃
C	N	C	C	N	Ph-3-OH	Me	Ph
C	N	C	C	N	Ph-4-OH	Me	H
C	N	C	C	N	Ph-4-OH	Me	Me
C	N	C	C	N	Ph-4-OH	Me	Et
C	N	C	C	N	Ph-4-OH	Me	n-Hex
C	N	C	C	N	Ph-4-OH	Me	c-Pr
C	N	C	C	N	Ph-4-OH	Me	c-Hex
C	N	C	C	N	Ph-4-OH	Me	OH
C	N	C	C	N	Ph-4-OH	Me	CH ₂ OH
C	N	C	C	N	Ph-4-OH	Me	OMe
C	N	C	C	N	Ph-4-OH	Me	SMe
C	N	C	C	N	Ph-4-OH	Me	Cl
C	N	C	C	N	Ph-4-OH	Me	CF ₃
C	N	C	C	N	Ph-4-OH	Me	Ph
C	N	C	C	N	Ph-3,4-(OH) ₂	Me	H
C	N	C	C	N	Ph-3,4-(OH) ₂	Me	Me
C	N	C	C	N	Ph-3,4-(OH) ₂	Me	Et
C	N	C	C	N	Ph-3,4-(OH) ₂	Me	n-Hex
C	N	C	C	N	Ph-3,4-(OH) ₂	Me	c-Pr
C	N	C	C	N	Ph-3,4-(OH) ₂	Me	c-Hex
C	N	C	C	N	Ph-3,4-(OH) ₂	Me	OH
C	N	C	C	N	Ph-3,4-(OH) ₂	Me	CH ₂ OH
C	N	C	C	N	Ph-3,4-(OH) ₂	Me	OMe
C	N	C	C	N	Ph-3,4-(OH) ₂	Me	SMe
C	N	C	C	N	Ph-3,4-(OH) ₂	Me	Cl
C	N	C	C	N	Ph-3,4-(OH) ₂	Me	CF ₃
C	N	C	C	N	Ph-3,4-(OH) ₂	Me	Ph
C	N	C	C	N	Ph-3-SMe	Me	H

W ¹	W ²	W ³	W ⁴	W ⁵	R ^a	R ^b	R ^c
C	N	C	C	N	Ph-3-SMe	Me	Me
C	N	C	C	N	Ph-3-SMe	Me	Et
C	N	C	C	N	Ph-3-SMe	Me	n-Hex
C	N	C	C	N	Ph-3-SMe	Me	c-Pr
C	N	C	C	N	Ph-3-SMe	Me	c-Hex
C	N	C	C	N	Ph-3-SMe	Me	OH
C	N	C	C	N	Ph-3-SMe	Me	CH ₂ OH
C	N	C	C	N	Ph-3-SMe	Me	OMe
C	N	C	C	N	Ph-3-SMe	Me	SMe
C	N	C	C	N	Ph-3-SMe	Me	Cl
C	N	C	C	N	Ph-3-SMe	Me	CF ₃
C	N	C	C	N	Ph-3-SMe	Me	Ph
C	N	C	C	N	Ph-3-CF ₃	Me	H
C	N	C	C	N	Ph-3-CF ₃	Me	Me
C	N	C	C	N	Ph-3-CF ₃	Me	Et
C	N	C	C	N	Ph-3-CF ₃	Me	n-Hex
C	N	C	C	N	Ph-3-CF ₃	Me	c-Pr
C	N	C	C	N	Ph-3-CF ₃	Me	c-Hex
C	N	C	C	N	Ph-3-CF ₃	Me	OH
C	N	C	C	N	Ph-3-CF ₃	Me	CH ₂ OH
C	N	C	C	N	Ph-3-CF ₃	Me	OMe
C	N	C	C	N	Ph-3-CF ₃	Me	SMe
C	N	C	C	N	Ph-3-CF ₃	Me	Cl
C	N	C	C	N	Ph-3-CF ₃	Me	CF ₃
C	N	C	C	N	Ph-3-CF ₃	Me	Ph
C	N	C	C	N	Ph-3-NO ₂	Me	H
C	N	C	C	N	Ph-3-NO ₂	Me	Me
C	N	C	C	N	Ph-3-NO ₂	Me	Et
C	N	C	C	N	Ph-3-NO ₂	Me	n-Hex
C	N	C	C	N	Ph-3-NO ₂	Me	c-Pr
C	N	C	C	N	Ph-3-NO ₂	Me	c-Hex
C	N	C	C	N	Ph-3-NO ₂	Me	OH
C	N	C	C	N	Ph-3-NO ₂	Me	CH ₂ OH
C	N	C	C	N	Ph-3-NO ₂	Me	OMe
C	N	C	C	N	Ph-3-NO ₂	Me	SMe
C	N	C	C	N	Ph-3-NO ₂	Me	Cl
C	N	C	C	N	Ph-3-NO ₂	Me	CF ₃
C	N	C	C	N	Ph-3-NO ₂	Me	Ph
C	N	C	C	N	Ph-3-NO ₂	Me	H
C	N	C	C	N	Ph-4-NMe ₂	Me	Me
C	N	C	C	N	Ph-4-NMe ₂	Me	Et
C	N	C	C	N	Ph-4-NMe ₂	Me	n-Hex
C	N	C	C	N	Ph-4-NMe ₂	Me	c-Pr
C	N	C	C	N	Ph-4-NMe ₂	Me	c-Hex

W ¹	W ²	W ³	W ⁴	W ⁵	R ^a	R ^b	R ^c
C	N	C	C	N	Ph-4-NMe ₂	Me	OH
C	N	C	C	N	Ph-4-NMe ₂	Me	CH ₂ OH
C	N	C	C	N	Ph-4-NMe ₂	Me	OMe
C	N	C	C	N	Ph-4-NMe ₂	Me	SMe
C	N	C	C	N	Ph-4-NMe ₂	Me	Cl
C	N	C	C	N	Ph-4-NMe ₂	Me	CF ₃
C	N	C	C	N	Ph-4-NMe ₂	Me	Ph
C	N	C	C	N	Ph	Me	H
C	N	C	C	N	Ph	Me	H
C	O	C	C	C	Ph	Me	H
C	S	C	C	C	Ph	Me	H
C	N	N	C	C	Ph	Me	H

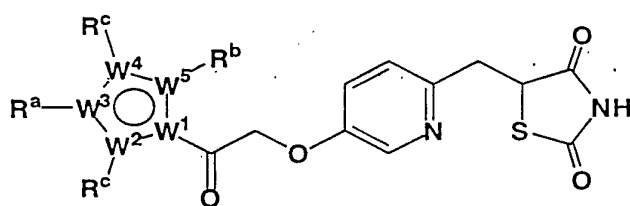
Table 6



W ¹	W ²	W ³	W ⁴	W ⁵	R ^a	R ^b	R ^c
C	C	C	NH	C	Ph	Me	H
C	C	C	NH	C	Br	H	H
C	C	C	NH	C	Br	H	Me
C	C	C	NH	C	Br	Me	Me
C	N	C	C	C	Ph	Me	H
C	N	C	C	C	Ph	Me	Me
C	N	C	C	C	Ph	H	Me
C	N	C	C	C	Ph	H	H
C	N	C	C	C	H	H	Me
C	N	C	C	C	H	H	H
C	N	C	C	C	H	Me	Me
C	N	C	C	C	H	Me	H
C	C	C	O	C	Ph	Me	H
C	C	C	O	C	Me	Me	H
C	C	C	O	C	H	Me	Me
C	C	C	S	C	Ph	Me	H
C	C	C	S	C	Me	Me	H
C	C	C	S	C	H	H	H
C	C	N	N	C	Ph	Me	H
C	C	N	N	C	Ph	H	Me
C	C	N	N	C	Ph	H	H
C	C	C	N	N	Ph	Me	H
C	N	C	N	C	Ph	Me	H
C	N	C	N	C	Ph	Me	Me
C	N	C	N	C	Ph	H	Me
C	N	C	N	C	Ph	H	H

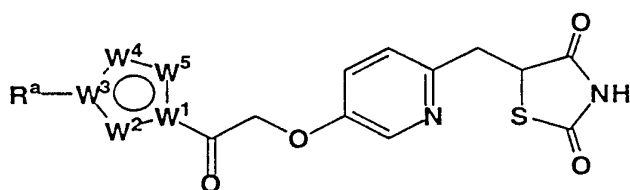
- 159 -

Table 7



W ¹	W ²	W ³	W ⁴	W ⁵	R ^a	R ^b	R ^c
N	C	C	C	C	Ph	Me	H
C	C	C	C	N	Ph	Me	H
C	C	N	C	C	Ph	Me	H
N	C	C	C	N	Ph	Me	H
N	N	N	C	C	Ph	Me	H
N	N	C	C	N	Ph	Me	H
N	C	C	N	N	Ph	Me	H
C	C	N	N	N	Ph	Me	H

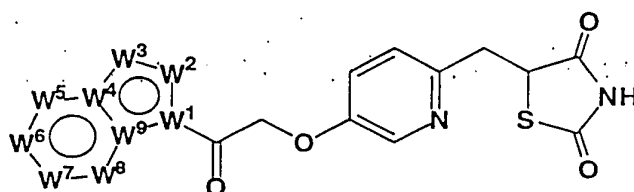
Table 8



W ¹	W ²	W ³	W ⁴	W ⁵	R ^a
C	C	C	N	O	Ph
C	C	C	N	O	Ph-2,4-Cl ₂
C	C	C	N	O	Ph-3,4-Cl ₂
C	C	C	N	O	Ph-2,4-Me ₂
C	C	N	C	N	Ph
C	S	C	C	N	H
C	S	C	C	N	Ph
C	N	C	C	S	Ph

- 160 -

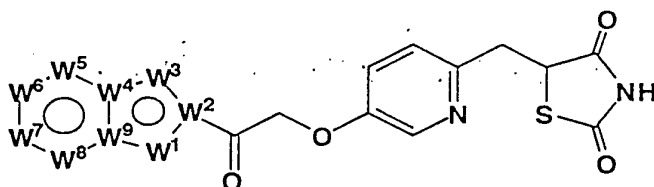
Table 9



W ¹	W ²	W ³	W ⁴	W ⁵	W ⁶	W ⁷	W ⁸	W ⁹
CH	CH	CH	C	CH	CH	CH	CH	C
C	CMe	NH	C	CH	CH	CH	CH	C
C	CMe	NMe	C	CH	CH	CH	CH	C
C	CH	NH	C	CH	CH	CH	CH	C
C	CH	S	C	CH	CH	CH	CH	C
N	CH	N	C	CH	CH	CH	CH	C
C	CH	O	C	CH	CH	CH	CH	C
C	CH	CH	C	CH	CH	CH	CH	N
C	N	NH	C	CH	CH	CH	CH	C
C	N	NMe	C	CH	CH	CH	CH	C
N	N	N	C	CH	CH	CH	CH	C
N	CH	N	C	N	CH	N	CH	C
C	CH	N	N	CH	CH	CH	N	C
C	CH	N	N	CH	CH	N	N	C
C	CMe	S	C	N	CCF ₃	N	-*	N
C	CMe	S	C	N	CMe	N	-	N
C	CH	S	C	N	CH	N	-	N

*; covalent bond

Table 10



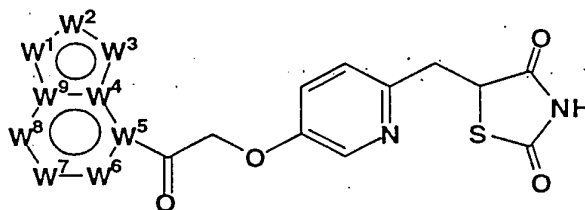
W ¹	W ²	W ³	W ⁴	W ⁵	W ⁶	W ⁷	W ⁸	W ⁹
CH ₂	C	CMe	C	CH	CH	CH	CH	C
CH ₂	C	CH	C	CH	CH	CH	CH	C
NMe	C	CH	C	CH	CH	CH	CH	C
NH	C	CH	C	CH	CH	CH	CH	C
NMe	C	CMe	C	CH	CH	CH	CH	C
NH	C	CMe	C	CH	CH	CH	CH	C
NH	C	CH	C	CH	CMe	CH	CH	C
NH	C	CH	C	CH	CBr	CH	CH	C
NH	C	CH	C	CH	CPh	CH	CH	C
NMe	C	CH	C	CH	CMe	CH	CH	C
NMe	C	CH	C	CH	CBr	CH	CH	C
NMe	C	CH	C	CH	CPh	CH	CH	C
S	C	CMe	C	CH	CCl	CH	CH	C
S	C	CMe	C	CH	CH	CH	CH	C
S	C	CH	C	CH	CH	CH	CH	C
S	C	CH	C	CH	CPh	CH	CH	C
S	C	CMe	C	CH	CPh	CH	CH	C
O	C	CH	C	CH	CH	CH	COMe	C
O	C	CMe	C	CH	CH	CH	CH	C
O	C	CH	C	CH	CH	CH	CH	C
O	C	CH	C	CH	CPh	CH	CH	C
O	C	CMe	C	CH	CPh	CH	CH	C
NH	C	N	C	CH	CH	CH	CH	C
NMe	C	N	C	CH	CH	CH	CH	C
NH	C	N	C	CH	CMe	CMe	CH	C
NMe	C	N	C	CH	CMe	CMe	CH	C
NH	C	N	C	CH	CPh	CH	CH	C
NMe	C	N	C	CH	CPh	CH	CH	C
NMe	C	N	C	CH	CH	CPh	CH	C
N	C	O	C	CH	CH	CH	CH	C
N	C	O	C	CH	CPh	CH	CH	C
N	C	O	C	CH	CH	CPh	CH	C
N	C	O	C	CH	CMe	CH	CH	C
N	C	O	C	CH	CH	CMe	CH	C
N	C	S	C	CH	CH	CH	CH	C

- 162 -

W ¹	W ²	W ³	W ⁴	W ⁵	W ⁶	W ⁷	W ⁸	W ⁹
N	C	S	C	CH	CPh	CH	CH	C
N	C	S	C	CH	CH	CPh	CH	C
N	C	S	C	CH	CMe	CH	CH	C
N	C	S	C	CH	CH	CMe	CH	C
CH	C	CH	C	CH	CH	CH	CH	N
NH	C	N	C	N	CH	N	CH	C
NMe	C	N	C	N	CH	N	CH	C
N	C	CH	C	N	CH	CH	CH	N
N	C	CH	C	N	N	CH	CH	N
S	C	CMe	N	N	CCF ₃	N	-*	C
S	C	CMe	N	N	CMe	N	-	C
S	C	CH	N	N	CH	N	-	C

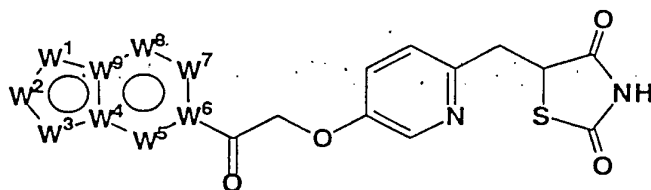
*; covalent bond

- 163 -
Table 11



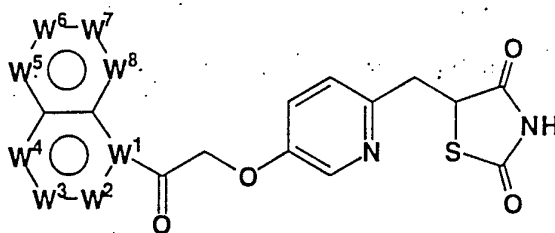
W ¹	W ²	W ³	W ⁴	W ⁵	W ⁶	W ⁷	W ⁸	W ⁹
CH ₂	CH	CH	C	C	CH	CH	CH	C
CH	CH	CH ₂	C	C	CH	CH	CH	C
NMe	CH	CH	C	C	CH	CH	CH	C
CH	CH	NMe	C	C	CH	CH	CH	C
S	CH	CH	C	C	CH	CH	CH	C
CH	CH	S	C	C	CH	CH	CH	C
O	CH	CH	C	C	CH	CH	CH	C
CH	CH	O	C	C	CH	CH	CH	C
NH	C	N	C	C	CH	CH	CH	C
NMe	C	N	C	C	CH	CH	CH	C
N	C	NMe	C	C	CH	CH	CH	C
N	C	O	C	C	CH	CH	CH	C
O	C	N	C	C	CH	CH	CH	C
N	C	S	C	C	CH	CH	CH	C
S	C	N	C	C	CH	CH	CH	C
CH	CH	CH	C	C	CH	CH	CH	N
CH	CH	CH	N	C	CH	CH	CH	C
NH	CH	N	C	C	N	CH	N	C
CH	CH	N	N	C	CH	CH	N	C
CH	CH	N	N	C	CH	N	N	C

Table 12



W ¹	W ²	W ³	W ⁴	W ⁵	W ⁶	W ⁷	W ⁸	W ⁹
CH ₂	CH	CH	C	CH	C	CH	CH	C
CH	CH	CH ₂	C	CH	C	CH	CH	C
NMe	CH	CH	C	CH	C	CH	CH	C
CH	CH	NMe	C	CH	C	CH	CH	C
S	CH	CH	C	CH	C	CH	CH	C
CH	CH	S	C	CH	C	CH	CH	C
S	CH ₂	CH ₂	C	CH	C	CH	CH	C
CH ₂	CH ₂	S	C	CH	C	CH	CH	C
O	CH	CH	C	CH	C	CH	CH	C
CH	CH	O	C	CH	C	CH	CH	C
O	CH ₂	CH ₂	C	CH	C	CH	CH	C
CH ₂	CH ₂	O	C	CH	C	CH	CH	C
NH	C	N	C	CH	C	CH	CH	C
NMe	C	N	C	CH	C	CH	CH	C
N	C	NMe	C	CH	C	CH	CH	C
N	C	O	C	CH	C	CH	CH	C
O	C	N	C	CH	C	CH	CH	C
N	C	S	C	CH	C	CH	CH	C
S	C	N	C	CH	C	CH	CH	C
CH	CH	CH	C	CH	C	CH	CH	N
CH	CH	CH	N	CH	C	CH	CH	C
NH	CH	N	C	N	C	N	CH	C
CH	CH	N	N	CH	C	CH	N	C
CH	CMe	N	N	CMe	C	CH	N	C
CH	CH	N	N	CH	C	N	N	C
CH	CMe	N	N	CMe	C	N	N	C
CH	CPh	N	N	CMe	C	CH	N	C
CH	CPh	N	N	CMe	C	N	N	C

Table 13

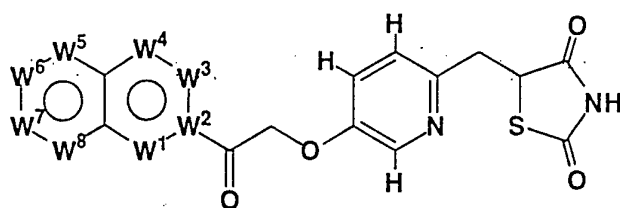


W ¹	W ²	W ³	W ⁴	W ⁵	W ⁶	W ⁷	W ⁸
C	CH	CH	CH	CH	CH	CH	CH
C	CH	CH	CH	CH	CH	CH	N
C	CH	CH	CH	N	CH	CH	CH
C	CH	CH	N	CH	CH	CH	CH
C	CH	CH	CH	CH	CH	N	CH
C	CH	CH	CH	CH	N	CH	CH
C	CH	N	CH	CH	CH	CH	CH
C	N	CH	CH	CH	CH	CH	CH
C	CH	CH	CH	O	CH ₂	CH ₂	O
C	CH	CH	CH	O	CH	CH	O
C	N	N	CH	CH	CH	CH	CH
C	CH	CH	CH	CH	N	N	CH
C	CH	CH	N	N	CH	CH	CH
C	CH	CH	CH	N	CH	CH	N
C	CH	CH	CH	CH	N	CH	N
C	CH	CH	CH	N	CH	N	CH
C	CH	CH	CH	CH	CH	N	N
C	CH	CH	CH	N	N	CH	CH
C	N	CH	N	N	CH	CH	N
N	CH	CH	S	CH	CH	CH	CH
C	CH	CH	CH	S	CH	CH	NH
C	CH	CH	CH	S	CH	CH	NMe
C	CH	CH	CH	NH	CH	CH	S
C	CH	CH	CH	NMe	CH	CH	S
N	CO	CH	CH	CH	CH	CH	CH
N	CH	CH	CO	CH	CH	CH	CH
C	CH	CH	CH	NH	CO	CH	CH
C	CH	CH	CH	NMe	CO	CH	CH
C	CH	CH	CH	CH	CH	CO	NH
C	CH	CH	CH	CH	CH	CO	NMe
C	CH	CH	CH	NH	CH	CH	CO
C	CH	CH	CH	NMe	CH	CH	CO
C	CH	CH	CH	CO	CH	CH	NH
C	CH	CH	CH	CO	CH	CH	NMe
C	CH	NH	CO	CH	CH	CH	CH

- 166 -

W ¹	W ²	W ³	W ⁴	W ⁵	W ⁶	W ⁷	W ⁸
C	CH	NMe	CO	CH	CH	CH	CH
C	CH	CH	CH	CO	NH	CH	CH
C	CH	CH	CH	CO	NMe	CH	CH
C	CH	CH	CH	CH	CH	NH	CO
C	CH	CH	CH	CH	CH	NMe	CO
C	CO	NH	CH	CH	CH	CH	CH
C	CO	NMe	CH	CH	CH	CH	CH
C	NH	CO	CH	CH	CH	CH	CH
C	NMe	CO	CH	CH	CH	CH	CH
C	CH	CH	CH	CH	NH	CO	CH
C	CH	CH	CH	CH	NMe	CO	CH
C	CH	CH	CH	CH	CO	NH	CH
C	CH	CH	CH	CH	CO	NMe	CH
C	N	NH	CO	CH	CH	CH	CH
C	N	NMe	CO	CH	CH	CH	CH
C	CH	CH	CH	CH	N	NH	CO
C	CH	CH	CH	CH	N	NMe	CO
C	CH	CH	CH	CO	NH	N	CH
C	CH	CH	CH	CO	NMe	N	CH

Table 14

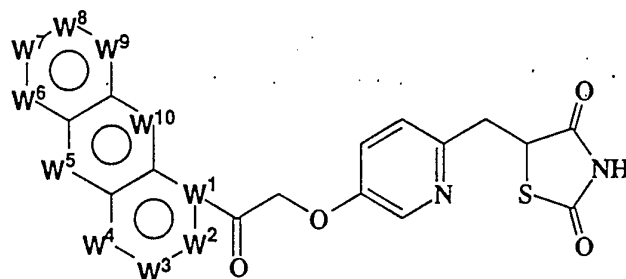


W ¹	W ²	W ³	W ⁴	W ⁵	W ⁶	W ⁷	W ⁸
CH	C	CH	CH	CH	CH	CH	CH
CH	C	CH	CH	CH	CH	CH	N
CH	C	CH	CH	N	CH	CH	CH
N	C	CH	CH	CH	CH	CH	CH
CH	C	CH	N	CH	CH	CH	CH
CH	C	CH	CH	CH	CH	N	CH
CH	C	CH	CH	CH	N	CH	CH
CH	C	N	CH	CH	CH	CH	CH
CH	C	CH	CH	O	CH ₂	CH ₂	O
CH	C	CH	CH	O	CH	CH	O
CH	C	CH	CH	CH	N	N	CH
CH	C	CH	N	N	CH	CH	CH
N	C	CH	CH	CH	CH	CH	N
N	C	CH	N	CH	CH	CH	CH
CH	C	CH	CH	N	CH	CH	N
N	C	N	CH	CH	CH	CH	CH
CH	C	CH	CH	CH	N	CH	N
CH	C	CH	CH	N	CH	N	CH
CH	C	N	N	CH	CH	CH	CH
CH	C	CH	CH	CH	CH	N	N
CH	C	CH	CH	N	N	CH	CH
N	C	N	CH	N	CH	CH	N
N	C	CH	N	CH	N	CH	N
N	C	CH	N	N	CH	N	CH
S	C	CH	NH	CH	CH	CH	CH
S	C	CH	NMe	CH	CH	CH	CH
NH	C	CH	S	CH	CH	CH	CH
NMe	C	CH	S	CH	CH	CH	CH
CH	C	CH	CH	NH	CH	CH	S
CH	C	CH	CH	NMe	CH	CH	S
CH	C	CH	CH	S	CH	CH	NH
CH	C	CH	CH	S	CH	CH	NMe
S	C	CMe	NH	CH	CH	CH	CH
S	C	CMe	NMe	CH	CH	CH	CH
CH	C	CO	NH	CH	CH	CH	CH

- 168 -

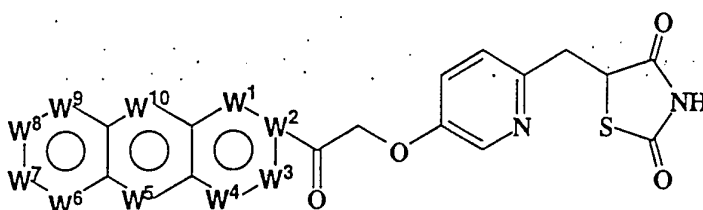
W ¹	W ²	W ³	W ⁴	W ⁵	W ⁶	W ⁷	W ⁸
CH	C	CO	NMe	CH	CH	CH	CH
CH	C	CH	CH	NH	CO	CH	CH
CH	C	CH	CH	NMe	CO	CH	CH
CH	C	CH	CH	CH	CH	CO	NH
CH	C	CH	CH	CH	CH	CO	NMe
NH	C	CH	CO	CH	CH	CH	CH
NMe	C	CH	CO	CH	CH	CH	CH
CO	C	CH	NH	CH	CH	CH	CH
CO	C	CH	NMe	CH	CH	CH	CH
CO	N	CH	CH	CH	CH	CH	CH
CH	C	NH	CO	CH	CH	CH	CH
CH	C	NMe	CO	CH	CH	CH	CH
CH	C	CH	CH	CO	NH	CH	CH
CH	C	CH	CH	CO	NMe	CH	CH
CH	C	CH	CH	CH	CH	NH	CO
CH	C	CH	CH	CH	CH	NMe	CO
CH	N	CO	CH	CH	CH	CH	CH
CH	C	CH	CH	CH	CO	NH	CH
CH	C	CH	CH	CH	CO	NMe	CH
CH	C	CH	CH	CH	NH	CO	CH
CH	C	CH	CH	CH	NMe	CO	CH
CO	N	N	CH	CH	CH	CH	CH
CH	C	CH	CH	CH	N	NH	CO
CH	C	CH	CH	CH	N	NMe	CO
CH	C	CH	CH	CO	NH	N	CH
CH	C	CH	CH	CO	NMe	N	CH

Table 15



W ¹	W ²	W ³	W ⁴	W ⁵	W ⁶	W ⁷	W ⁸	W ⁹	W ¹⁰
C	CH	CH	CH	O	CH	CH	CH	CH	CH ₂
C	CH	CH	CH	CH ₂	CH	CH	CH	CH	O
C	CH	CH	CH	O	CH	CH	CH	CH	S
C	CH	CH	CH	S	CH	CH	CH	CH	O
C	CH	CH	CH	S	CH	CH	CH	CH	S
C	CH	CH	CH	N	CH	CH	CH	CH	CH
C	CH	CH	CH	CH	CH	CH	CH	CH	N
C	CH	CH	CH	N	CH	CH	CH	CH	N
C	CH	CH	CH	S	CH	CH	CH	CH	NH
C	CH	CH	CH	S	CH	CH	CH	CH	NMe
C	CH	CH	CH	NH	CH	CH	CH	CH	S
C	CH	CH	CH	NMe	CH	CH	CH	CH	S
C	CH	CH	CH	O	CH	CH	CH	CH	NH
C	CH	CH	CH	NH	CH	CH	CH	CH	O
C	CH	CH	N	O	CH	CH	CH	CH	CH ₂
C	CH	CH	CH	O	N	CH	CH	CH	CH ₂
C	CH	CH	CH	CH ₂	CH	CH	CH	N	O
C	CH	CH	N	O	CH	CH	CH	CH	CO
C	CH	CH	CH	O	N	CH	CH	CH	CO
C	CH	CH	CH	CO	CH	CH	CH	N	O
C	CH	CH	CH	-	CH	CH	CH	CH	CH ₂
C	CH	CH	CH	CH ₂	CH	CH	CH	CH	-
C	CH	CH	CH	-	CH	CH	CH	CH	NH
C	CH	CH	CH	-	CH	CH	CH	CH	NMe
C	CH	CH	CH	NH	CH	CH	CH	CH	-
C	CH	CH	CH	NMe	CH	CH	CH	CH	-

Table 16



W1	W2	W3	W4	W5	W6	W7	W8	W9	W10
CH	C	CH	CH	O	CH	CH	CH	CH	CH ₂
CH	C	CH	CH	CH ₂	CH	CH	CH	CH	O
CH	C	CH	CH	O	CH	CH	CH	CH	S
CH	C	CH	CH	S	CH	CH	CH	CH	O
CH	C	CH	CH	S	CH	CH	CH	CH	S
CH	C	CH	CH	N	CH	CH	CH	CH	CH
CH	C	CH	CH	CH	CH	CH	CH	CH	N
CH	C	CH	CH	N	CH	CH	CH	CH	N
CH	C	CH	CH	S	CH	CH	CH	CH	NH
CH	C	CH	CH	S	CH	CH	CH	CH	NMe
CH	C	CH	CH	NH	CH	CH	CH	CH	S
CH	C	CH	CH	NMe	CH	CH	CH	CH	S
CH	C	CH	CH	O	CH	CH	CH	CH	NH
CH	C	CH	CH	NH	CH	CH	CH	CH	O
CH	C	CH	N	O	CH	CH	CH	CH	CH ₂
N	C	CH	CH	CH ₂	CH	CH	CH	CH	O
CH	C	CH	CH	O	N	CH	CH	CH	CH ₂
CH	C	CH	CH	CH ₂	CH	CH	CH	N	O
CH	C	CH	N	O	CH	CH	CH	CH	CO
N	C	CH	CH	CO	CH	CH	CH	CH	O
CH	C	CH	CH	O	N	CH	CH	CH	CO
CH	C	CH	CH	CO	CH	CH	CH	N	O
CH	C	CH	CH	-*	CH	CH	CH	CH	CH ₂
CH	C	CH	CH	CH ₂	CH	CH	CH	CH	-
CH	C	CH	CH	-	CH	CH	CH	CH	NH
CH	C	CH	CH	-	CH	CH	CH	CH	NMe
CH	C	CH	CH	NH	CH	CH	CH	CH	-
CH	C	CH	CH	NMe	CH	CH	CH	CH	-
CH	C	CMe	N	O	CH	CH	CH	CH	CO
CH	C	CMe	N	O	CH	CH	CMe	CH	CO

*; covalent bond

- 171 -

As evident from the following test results, the compound (I) or its pharmaceutically acceptable salt of the present invention has a hypoglycemic activity, and can be used alone or in a mixture with a known
5 pharmaceutically acceptable binder, excipient, lubricant or disintegrator, for preventing or treating diabetes mellitus of mammals including humans, mice, rats, rabbits, dogs, monkeys, cows, horses, pigs and the like. The compound (I) or its pharmaceutically acceptable salt
10 of the present invention can also be used in combination with various oral hypoglycemic agents such as insulin derivatives, sulfonylurea derivatives and biguanide derivatives, and aldose-reductase inhibitory agents.

Furthermore, as evident from the following test
15 results, the compound (I) or its pharmaceutically acceptable salt of the present invention has anti-glycation activities and aldose-reductase inhibitory activities, and is therefore useful for preventing or treating diabetic complications including diabetic eye
20 diseases (diabetic cataract, diabetic retinopathy, etc.), diabetic neuropathy, diabetic nephropathy, diabetic gangrene, and the like.

The compounds (I) of the present invention may be formulated into various suitable formulations depending
25 upon the manner of administration. The compounds of the present invention may be administered in the form of free thiazolidindione or in the form of physiologically

- 172 -

hydrolyzable and acceptable pharmaceutically acceptable salts (such as sodium salts or potassium salts).

The pharmaceutical composition of the present invention is preferably administered orally in the form of the compound of the present invention by itself or in the form of powders, granules, tablets or capsules formulated by mixing the compound of the present invention with a suitable pharmaceutically acceptable carrier including a binder (such as hydroxypropyl cellulose, syrup, gum arabic, gelatin, sorbitol, tragacanth gum, polyvinyl pyrrolidone or CMC-Ca), an excipient (such as lactose, sugar, corn starch, calcium phosphate, sorbitol, glycine or microcrystal cellulose powder), a lubricant (such as magnesium stearate, talc, polyethylene glycol or silica), and a disintegrator (such as potato starch).

However, the pharmaceutical composition of the present invention is not limited to such oral administration and it is applicable for parenteral administration. For example, it may be administered in the form of e.g. a suppository formulated by using oily base material such as cacao butter, polyethylene glycol, lanolin or fatty acid triglyceride, a transdermal therapeutic base formulated by using liquid paraffin, white vaseline, a higher alcohol, Macrogol ointment, hydrophilic ointment or hydro-gel base material, an injection formulation formulated by using one or more

- 173 -

materials selected from the group consisting of polyethylene glycol, hydro-gel base material, distilled water, distilled water for injection and an excipient such as lactose or corn starch, or a formulation for administration through mucous membranes such as an ocular mucous membrane, a nasal mucous membrane and an oral mucous membrane.

The daily dose of the compound of the present invention is from 0.05 to 50 mg, preferably from 0.1 to 10 mg per kg weight of a patient, and it is administered from once to three times per day. The dose may of course be varied depending upon the age, the weight or the condition of illness of a patient.

BEST MODE FOR CARRYING OUT THE INVENTION

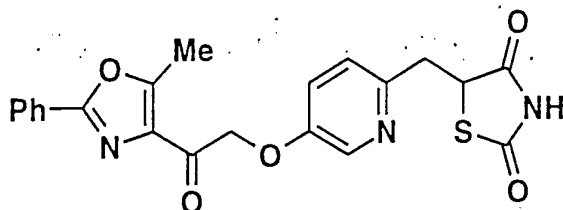
Now, the present invention will be described in further detail with reference to Test Examples for the pharmacological activities of the compounds of the present invention, their Preparation Examples and Formulation Examples. However, it should be understood that the present invention is by no means restricted by such specific Examples.

EXAMPLE 1

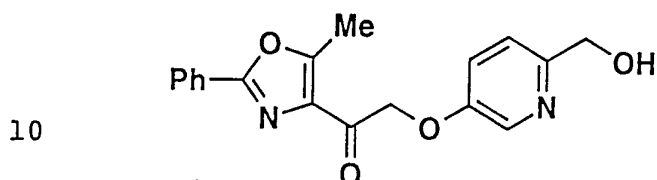
Preparation of 5-((5-(2-oxo-2-(2-phenyl-5-methyl-4-oxazolyl)ethoxy)-2-pyridyl)methyl)thiazolidin-2,4-dione

(Compound No. I-2a-1)

- 174 -

5 Step 1

Preparation of 5-(2-Oxo-2-(2-phenyl-5-methyl-4-oxazolyl)ethoxy)-2-pyridinemethanol (Compound No. III-1)



10

4.04 (25 mmol) of 5-hydroxypyridinemethanol hydrochloride (Compound No. IV-1) (prepared in accordance with a method disclosed in U.S. Patent No. 4,202,901) and
15 7.00 g (25 mmol) of 4-bromoacetyl-5-methyl-2-phenyloxazole (prepared by way of 4-acetyl-5-methyl-2-phenyloxazole in accordance with a method disclosed in "J. Chem. Soc. (C), p. 1397 (1968) and Japanese Unexamined patent Publication No. 85372/1986) were
20 dissolved in 100 ml of dimethylformamide dehydrated with molecular sieve. To the resultant solution, was added 5.18 g of anhydrous potassium carbonate, and the resultant solution was stirred at room temperature for 4 hours. The solvent was distilled off from this reaction
25 solution at 60°C under a reduced pressure by an evaporator, and the viscous residue thus obtained was extracted with 100 ml of chloroform. The solution thus

- 175 -

obtained was washed with brine, and was dried over anhydrous magnesium sulfate. After removing the drying agent by filtration, the residue obtained by distilling the solvent off under a reduced pressure was subjected to silica gel column chromatography (eluent: 50% - ethyl acetate/benzene and then ethyl acetate and finally 5% - methanol/chloroform) to obtain 2.58 g (31.9%) of yellow-brown powder of the aimed product (Compound No. III-1).

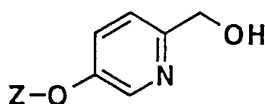
mp 133-134 °C

10 MS (FAB) m/e: 325 (M+H)⁺

¹H-NMR (CDCl₃) δ: 2.74 (3H, s), 3.5 (1H), 4.74 (2H, s), 5.44 (2H, s), 7.3-7.4 (2H, m), 7.48-7.51 (3H, m), 8.04-8.06 (2H, m), 8.34-8.35 (1H, m)

The same operation as mentioned above was conducted by using Z-halogenated material as a basic material in dimethylformamide or chloroform in the presence of a base such as sodium hydride or triethylamine to obtain the following Compounds Nos. (III-2) to (III-5). (In the following Table, Z corresponds to substituents of the compound of the formula III.)

20



25

Compound No.	Z	properties	melting point (°C)	MS (m/e)
III-2	MeOCH ₂	pale brown oil		170(M+H) ⁺ FAB
III-3	PhCH ₂	brown oil		
III-4	PhCO	pale brown powder		
III-5	Me ₃ Si	pale brown oil		

- 176 -

III-2

¹H-NMR(CDCl₃) δ : 3.45 (3H, s), 4.2 (1H), 4.65 (2H, s), 5.15 (2H, s), 7.2-7.4 (2H, m), 8.2-8.3 (1H, m)

III-3

5 ¹H-NMR(CDCl₃) δ : 3.3 (1H, s), 4.65 (2H, s), 5.15 (2H, s), 7.1-7.3 (2H, m), 7.3-7.5 (5H, m), 8.2-8.3 (1H, m)

III-4

¹H-NMR(CDCl₃) δ : 3.7 (1H), 4.75 (2H, s), 7.1-8.5 (8H, m)

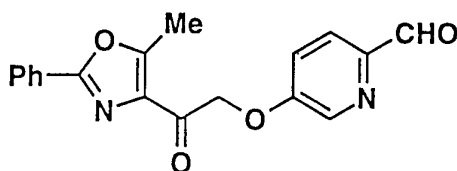
III-5

10 ¹H-NMR(CDCl₃) δ : 1.1 (9H, s), 4.5 (2H, s), 6.9-8.2 (13H, m)

Step 2

Preparation of 5-(2-Oxo-2-(2-phenyl-5-methyl-4-oxazolyl)ethoxy-2-pyridinecarbaldehyde (Compound No. II-1)

15



0.15 g (0.47 mmol) of Compound No. III-1 was
 20 dissolved in 5 ml of dehydrated chloroform. 340 mg of
 active manganese dioxide was added to this solution, and
 the resultant solution was stirred at room temperature
 for 5 days. After recognizing disappearance of the
 starting material by thin layer chromatography, the
 25 oxidizing agent residue was removed by filtration. The
 solution thus obtained was treated with activated carbon,
 and the solvent was distilled off under a reduced

- 177 -

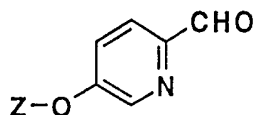
pressure to obtain 0.11 g (72.8%) of brown powder of the aimed product (Compound No. II-1).

mp 115-118 °C

MS (FAB) m/e: 323 (M+H)⁺

5 ¹H-NMR (CDCl₃) δ: 2.74 (3H, s), 5.54 (2H, s), 7.36-7.38 (1H, m), 7.49-7.52 (3H, m), 7.97-7.99 (1H, m), 8.0-8.1 (1H, m), 8.53-8.54 (1H, m), 10.04 (1H, s)

In the same manner as mentioned above, the following Compounds Nos. (II-2) to (II-5) were prepared. (In the following Table, Z corresponds to substituents of the
10 compound of the formula II.)



Compound No.	Z	properties	melting point (°C)	MS (m/e)
II-2	MeOCH ₂	brown oil		168(M+H) ⁺ FAB
15 II-3	PhCH ₂	pale yellow wax	22-23	
II-4	PhCO	pale brown powder	85-87	
II-5	Me ₃ Si	brown oil		

II-2

¹H-NMR (CDCl₃) δ: 3.48 (3H, s), 5.25 (2H, s), 7.3-7.6 (1H, m), 7.8-8.0 (1H, m),
20), 8.4-8.5 (1H, m), 9.90 (1H, s)

II-3

¹H-NMR (CDCl₃) δ: 5.17 (2H, s), 7.3-7.5 (6H, m), 7.8-8.1 (1H, m), 8.4-8.5 (1H, m),
, m), 9.90 (1H, s)

II-4

25 ¹H-NMR (CDCl₃) δ: 7.2-8.3 (7H, m), 8.6-8.8 (1H, m), 9.97 (1H, s)

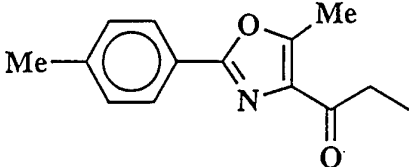
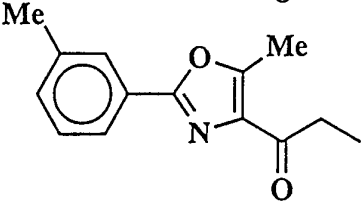
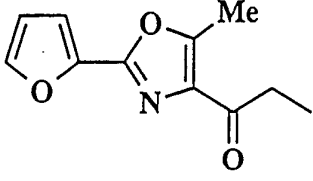
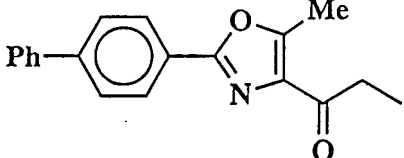
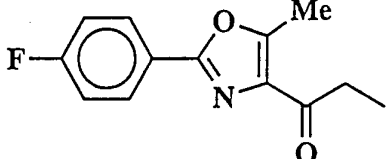
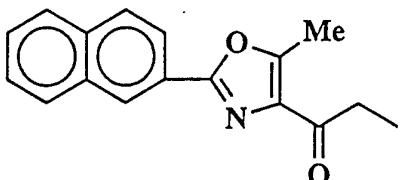
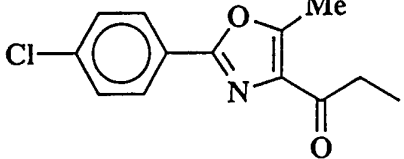
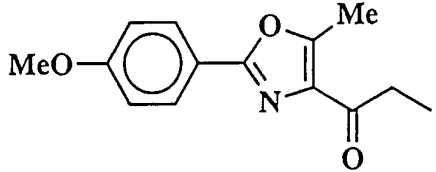
0.756 g (6.14 mmol) of 5-hydroxy-2-

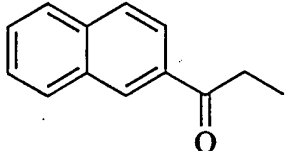
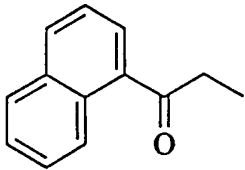
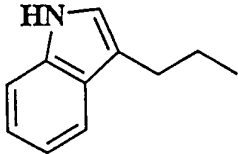
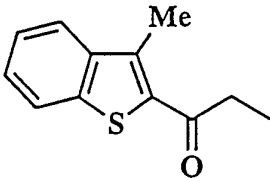
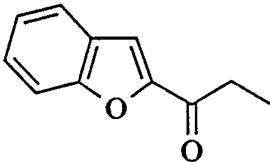
pyridinecarbaldehyde (Compound No. XIII-1) (prepared in

- 178 -

accordance with a method disclosed in Japanese Unexamined patent Publication No. 273659/1990) and 1.72 g (6.14 mmol) of 4-bromoacetyl-5-methyl-2-phenyloxazole were dissolved in 29 ml of dimethylformaldehyde dehydrated with molecular sieve, and the resultant solution was stirred at room temperature. To this solution, was gradually added 1.6 ml (9.21 mmol) of diisopropyl ethylamine, and the resultant solution was stirred at room temperature for 2.5 hours. After recognizing the end of the reaction by thin layer chromatography, 200 ml of chloroform was added to the resultant solution and the resultant solution was washed with brine. The organic layer was dried over anhydrous sodium sulfate. After removing the drying agent by filtration, the solvent was distilled off under a reduced pressure. The residue thus obtained was subjected to silica gel column chromatography (50% - ethyl acetate/hexane) to obtain 1.318 g (61%) of the aimed product (Compound No. II-1).

In the same manner as mentioned above, the following Compounds Nos. (II-6) to (II-18) were prepared. (In the following Table, Z corresponds to substituents of the compound of the formula II.)

Compound No.	Z	properties	MS(m/e)
II-6		colorless wax	337(M ⁺ +1)
II-7		pale brown powder	337(M ⁺ +1)
II-8		pale brown powder	311(M ⁺ -1)
II-9		pale brown powder	398(M ⁺)
II-10		pale brown powder	339(M ⁺)
II-11		pale brown powder	372(M ⁺)
II-12		pale brown powder	357(M ⁺ +1)
II-13		pale brown powder	351(M ⁺ -1)

compound No.	Z	properties, melting point (°C)	MS(m/e)
II-14		pale yellow crystals 127-129	292(M+H) ⁺ FAB
II-15		colorless crystals 137-138	
II-16		colorless crystals 120-122	
II-17		colorless crystals 136-138	312(M+H) ⁺ FAB
II-18		colorless crystals 134-136	

- 181 -

II-6

$^1\text{H-NMR}(\text{CDCl}_3) \delta$: 2.35 (3H, s), 2.61 (3H, s), 5.38 (2H, s), 7.16 (3H, m), 7.80 (3H, m), 8.40 (1H, m), 9.86 (1H, s)

II-7

$^1\text{H-NMR}(\text{CDCl}_3) \delta$: 2.42 (3H, s), 2.68 (3H, s), 5.48 (2H, s), 7.33 (3H, m), 7.90 (3H, m), 8.50 (1H, m), 9.96 (1H, s)

II-8

$^1\text{H-NMR}(\text{CDCl}_3) \delta$: 2.68 (3H, s), 5.44 (2H, s), 6.86 (1H, m), 7.55 (1H, m), 7.87 (1H, m), 8.05 (2H, m), 8.51 (1H, m), 9.99 (1H, s)

II-9

$^1\text{H-NMR}(\text{CDCl}_3) \delta$: 2.74 (3H, s), 5.51 (2H, s), 7.1-8.5 (12H, m), 10.03 (1H, s)

II-10

$^1\text{H-NMR}(\text{CDCl}_3) \delta$: 2.68 (3H, s), 5.46 (2H, s), 7.24 (3H, m), 7.95 (3H, m), 8.50 (1H, m), 10.03 (1H, s).

II-11

$^1\text{H-NMR}(\text{CDCl}_3) \delta$: 2.83 (3H, s), 5.52 (2H, s), 7.35 (3H, m), 7.85 (5H, m), 8.50 (2H, m), 9.97 (1H, s).

II-12

$^1\text{H-NMR}(\text{CDCl}_3) \delta$: 2.70 (3H, s), 5.49 (2H, s), 7.40 (2H, m), 7.93 (4H, m), 8.45 (1H, m), 9.96 (1H, s).

II-13

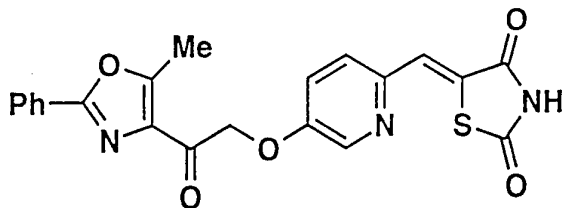
$^1\text{H-NMR}(\text{CDCl}_3) \delta$: 2.70 (3H, s), 3.88 (3H, s), 5.51 (2H, s), 6.99 (2H, m), 7.35 (1H, m), 7.97 (3H, m), 8.51 (1H, m), 10.0 (1H, s).

- 182 -

Step 3

Preparation of 5-((5-(2-Oxo-2-(2-phenyl-5-methyl-4-oxazolyl)ethoxy)-2-pyridyl)methylidene)thiazolidin-2,4-dione (Compound No. I-1a-1)

5



0.15 g (0.47 mmol) of Compound No. (II-1) and 0.11 g
10 of thiazolidindione were suspended in 10 ml of toluene
dehydrated with molecular sieve. To this solution, were
added 8.4 mg of glacial acetic acid and then 7.9 mg of
piperidine, and the resultant solution was stirred at
130°C for 15 hours. After recognizing disappearance of
15 the starting materials by thin layer chromatography, the
precipitated material was dissolved by adding chloroform
and methanol to the reaction mixture. The solution thus
obtained was washed with brine, and was dried with
anhydrous magnesium sulfate. After removing the drying
20 agent by filtration, the solvent was distilled off under
a reduced pressure, and the residue thus obtained was
subjected to silica gel column chromatography (eluent:
chloroform and then 5% - methanol/chloroform) to obtain
0.18 g (94.1%) of pale brown powder of the aimed product
25 (Compound No. I-1a-1).

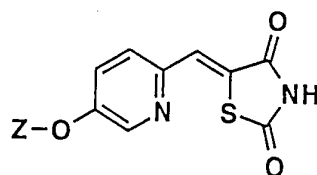
mp 229-231 °C

MS (FAB) m/e: 422 (M+H)⁺

- 183 -

$^1\text{H-NMR}$ (d^6 -DMSO) δ : 2.69 (3H, s), 5.65 (2H, s), 7.5-7.6 (4H, m), 7.78-7.81 (2H, m), 7.9-8.0 (2H, m), 8.49-8.52 (1H, m), 12.3 (1H, broad s)

In the same manner as mentioned above, the following
Compounds Nos. (I-1a-2) to (I-1a-18) were prepared. (In
5 the following Table, Z corresponds to substituents of the
compound of the formula I-1a.)



10

Compound No.	Z	properties	melting point (°C)	MS (m/e)
I-1a-2	MeOCH ₂	pale brown powder	179.5-196	267(M+H) ⁺ FAB
I-1a-3	PhCH ₂	pale brown powder	207.5-209.5	313(M+H) ⁺ FAB
I-1a-4	PhCO	brown oil		
I-1a-5	Me ₃ Si	brown oil		

15

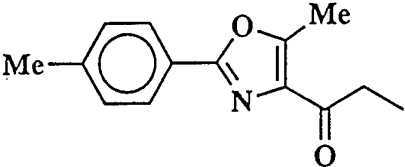
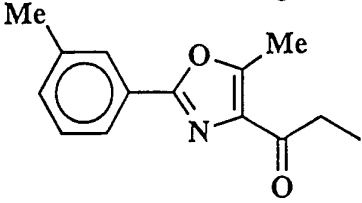
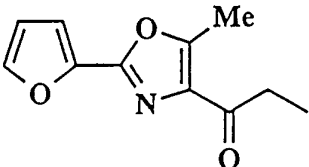
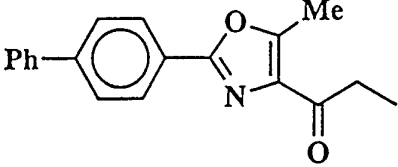
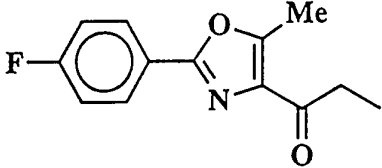
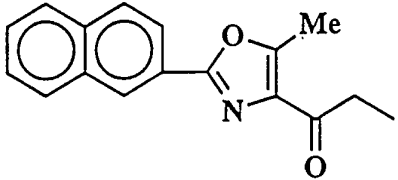
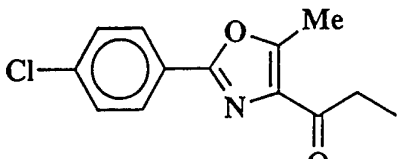
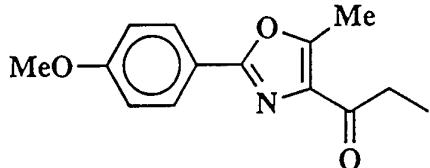
I-1a-2

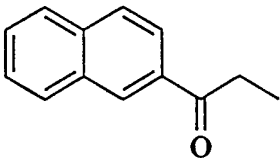
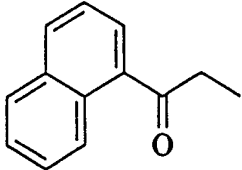
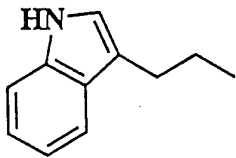
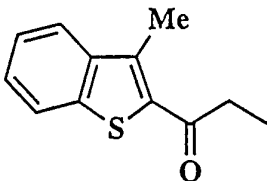
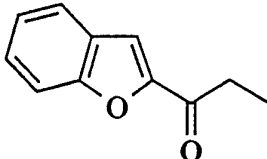
$^1\text{H-NMR}$ (d^6 -DMSO) δ : 3.14 (3H, s), 5.34 (2H, s), 7.5-7.6 (1H, m), 7.77-7.83 (2H, m), 8.51-8.52 (1H, m), 12.3 (1H)

I-1a-3

$^1\text{H-NMR}$ (d^6 -DMSO) δ : 5.27 (2H, s), 7.34-7.49 (5H, m), 7.59-7.61 (1H, m), 7.78-7.84 (2H, m), 8.54-8.55 (m, 1H), 12.3 (1H)

20

compound No.	Z	properties, melting point (°C)	MS(m/e)
I-1a-6		white powder	436(M ⁺ +1)
I-1a-7		white powder	436(M ⁺ +1)
I-1a-8		brown powder	412(M ⁺ +1)
I-1a-9		green brown powder	497(M ⁺)
I-1a-10		light gray powder	440(M ⁺ +1)
I-1a-11		light gray powder	471(M ⁺)
I-1a-12		pale brown powder 207-215	455, 457(M ⁺)
I-1a-13		pale brown powder 250- (dec.)	451(M ⁺)

compound No.	Z	properties, melting point (°C)	MS(m/e)
I-1a-14		brown powder >209 (dec.)	
I-1a-15		white powder 234-236	
I-1a-16		colorless crystals 94-98	
I-1a-17		pale yellow needles 267-269 (dec.)	410(M ⁺) FD
I-1a-18		yellow brown powder >174 (dec.)	

- 186 -

I - 1 a - 6

¹H-NMR(DMSO, 500MHz) δ : 2.40(3H, s), 2.68(3H, s), 5.65(2H, s), 7.40(2H, m), 7.55(1H, m), 7.80(2H, m), 7.93(2H, m), 8.52(1H, m).

I - 1 a - 7

¹H-NMR(CDC1₃, 500MHz) δ : 2.46(3H, s), 2.75(3H, s), 5.52(2H, s), 7.35(3H, m), 7.55(2H, m), 7.70(1H, s), 7.88(2H, m), 8.55(1H, s).

I - 1 a - 8

¹H-NMR(CDC1₃, 500MHz) δ : 2.70(3H, s), 5.45(2H, s), 6.88(1H, m), 7.46(1H, m), 7.54(1H, m), 7.72(1H, m), 8.06(2H, m), 8.52(1H, m).

I - 1 a - 9

¹H-NMR(CDC1₃, 500MHz) δ : 2.76(3H, s), 5.52(2H, s), 7.45(5H, m), 7.75(4H, m), 8.15(3H, m), 8.65(1H, m).

I - 1 a - 10

¹H-NMR(CDC1₃, 500MHz) δ : 2.74(3H, s), 5.49(2H, s), 7.21(2H, m), 7.29(1H, m), 7.46(1H, m), 7.72(1H, m), 8.05(2H, m), 8.52(1H, m), 9.4(1H, bs).

I - 1 a - 11

¹H-NMR(CDC1₃, 500MHz) δ : 2.79(3H, s), 5.55(2H, m), 7.2-7.5(3H, m), 7.56(1H, m), 7.90(4H, m), 8.15(1H, m), 8.55(2H, m).

I - 1 a - 12

¹H-NMR(CDC1₃, 500MHz) δ : 2.74(3H, s), 5.49(2H, s), 7.16(1H, m), 7.48(3H, m), 7.71(1H, m), 8.00(2H, m), 8.52(1H, m).

I - 1 a - 13

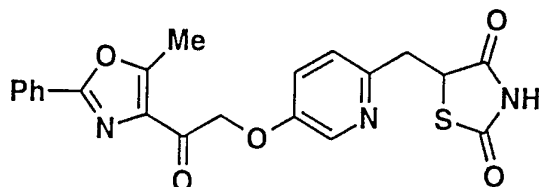
¹H-NMR(CDC1₃, 500MHz) δ : 2.72(3H, s), 3.88(3H, s), 5.49(2H, s), 6.70(2H, m), 7.15(1H, m), 7.25(1H, m), 7.35(1H, m), 8.00(2H, m), 8.35(1H, s).

- 187 -

EXAMPLE 2

Preparation of 5-((5-(2-oxo-2-(2-phenyl-5-methyl-4-oxazolyl)ethoxy)-2-pyridyl)methyl)thiazolidin-2,4-dione
(Compound No. I-2a-1)

5



0.48 g (1.1 mmol) of 5-((5-(2-oxo-2-(2-phenyl-5-
10 methyl-4-oxazolyl)ethoxy)-2-pyridyl)methylidene)-
thiazolidin-2,4-dione (Compound No. I-1a-1) was dissolved
in 50 ml of tetrahydrofuran dehydrated with molecular
sieve. To this solution, was added 0.9 g of 10%
palladium carbon, and catalytic reduction was conducted
15 at room temperature under 7 atoms of hydrogen for 5 days.
After removing the catalyst by filtration, the solvent
was distilled off under a reduced pressure to obtain a
residue, and the residue thus obtained was subjected to
silica gel column chromatography (eluent: 5% -
20 methanol/chloroform) to obtain 0.38 g (26.3%) of pale
yellow powder of the aimed product (Compound No. I-2a-1).

mp 56-62 °C

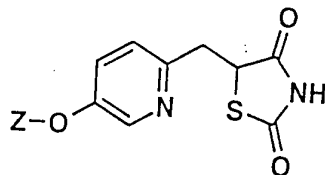
MS (FAB) m/e: 424 (M+H)⁺

¹H-NMR (CDCl₃) δ: 2.67 (3H, s), 3.26 (1H, dd, J=10.3, 15.7 Hz), 3.67 (1H, dd,
25 J=3.8, 15.7 Hz), 4.76 (1H, dd, J=3.8, 10.3 Hz), 5.36 (2H, s), 7.06-7.08 (1H,
m), 7.1-7.2 (1H, m), 7.42-7.44 (3H, m), 7.97-7.99 (2H, m), 8.23-8.24 (1H, m),
8.4 (1H, broad s)

- 188 -

In the same manner as mentioned above, the following Compounds No. (I-2a-2) and Nos. (I-2a-4) to (I-2a-11) were prepared. (In the following Table, Z corresponds to substituents of the compound of the formula I-2a.)

5



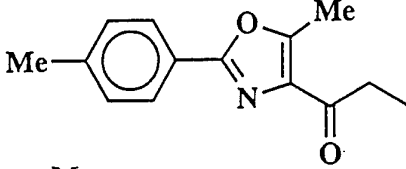
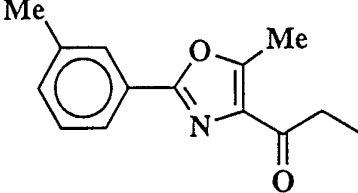
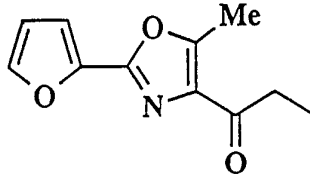
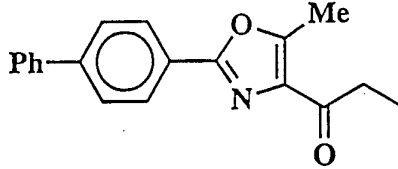
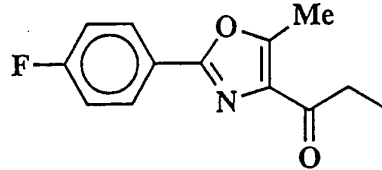
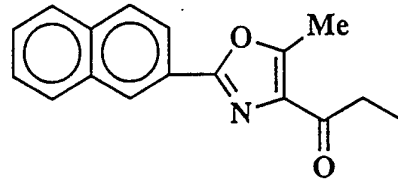
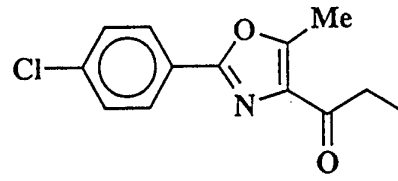
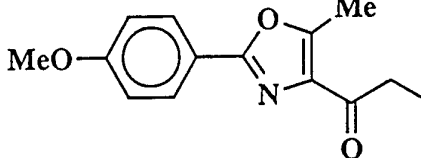
Compound No.	Z	properties	melting point (°C)	MS (m/e)
I-2a-2	MeOCH ₂	pale yellow oil		269(M+H) ⁺ FAB

10

I - 2 a - 2

¹H-NMR (d⁶-DMSO) δ : 3.34 (1H, dd, J=10, 15Hz), 3.49 (3H, s), 3.73 (1H, dd, J=5, 15Hz), 4.83 (1H, dd, J=5, 10Hz), 5.19 (2H, s), 7.11-7.14 (1H, m), 7.33-7.36 (1H, m), 8.32-8.35 (1H, m), 9.0 (1H)

15

compound No.	Z	properties, melting point (°C)	MS(m/e)
I-2a-4		white powder	438(M ⁺ +1)
I-2a-5		colorless wax	437(M ⁺ +1)
I-2a-6		pale yellow powder 175-178	
I-2a-7		pale brown powder 55-63	
I-2a-8		pale brown powder 60-63	
I-2a-9		pale brown powder 75-80	
I-2a-10		pale yellow powder 145-152	
I-2a-11		white powder 155-162	

- 190 -

I - 2 a - 4

¹H-NMR (CDCl₃, 90MHz) δ : 2.44 (3H, s), 2.72 (3H, s), 3.75 (2H, m), 4.90 (1H, m), 5.48 (2H, s), 7.31 (3H, m), 7.92 (3H, m), 8.35 (1H, m).

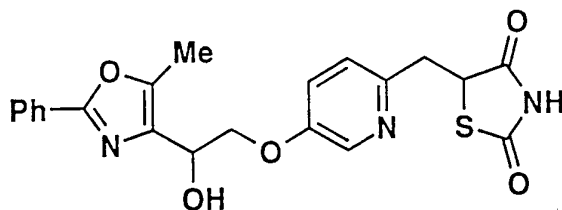
I - 2 a - 5

5 ¹H-NMR (CDCl₃, 90MHz) δ : 2.40 (3H, s), 2.70 (3H, s), 3.50 (2H, m), 4.80 (1H, m), 5.38 (2H, s), 7.25 (3H, m), 7.83 (3H, m), 8.29 (1H, m).

EXAMPLE 3

Preparation of 5-((5-(2-hydroxy-2-(2-phenyl-5-methyl-4-oxazolyl)ethoxy)-2-pyridyl)methyl)thiazolidin-2,4-dione

10 (Compound No. (I-2a-3))



15 200 mg (0.47 mmol) of 5-((5-(2-oxo-2-(2-phenyl-5-methyl-4-oxazolyl)ethoxy)-2-pyridyl)methyl)thiazolidin-2,4-dione (Compound No. I-2a-1) was dissolved in 5 ml of methanol dehydrated with molecular sieve. To this solution, was added 21.5 mg of sodium borohydride, and

20 the resultant solution was stirred at room temperature for 1 day. The reaction was terminated with a saturated aqueous solution of ammonium chloride, and the reaction mixture was extracted with chloroform. The reaction product thus obtained was washed with brine, and was

25 dried over anhydrous magnesium sulfate. After removing the drying agent by filtration, the solvent was distilled off under a reduced pressure to obtain a residue, and the

- 191 -

residue thus obtained was subjected to silica gel column chromatography (eluent: 10% - methanol/chloroform) to obtain 203 mg (quantitative) of pale brown powder of the aimed product (Compound No. I-2a-3).

5 mp 55-72 °C

MS (FAB) m/e: 426 (M+H)⁺

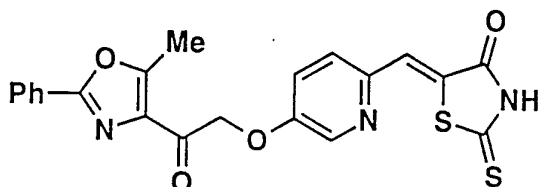
¹H-NMR (d⁶-DMSO) δ: 2.46 (3H, s), 3.33 (1H, dd, J=10.0, 15.6Hz), 3.69 (1H, d, J=3.4, 15.6Hz), 4.24 (1H, dd, J=4.6, 9.5Hz), 4.37 (1H, dd, J=7.6, 9.5Hz), 4.81 (1H, dd, J=3.4, 10.0Hz), 5.10 (1H, dd, J=4.6, 7.6Hz), 7.10-7.15 (1H, m), 7.2-7.3 (1H, m), 7.4-7.5 (3H, m), 7.95-8.05 (2H, m), 8.25-8.30 (1H, m), 8.7 (1H, broad s)

10

EXAMPLE 4

Preparation of 5-((5-(2-hydroxy-2-(2-phenyl-5-methyl-4-oxazolyl)ethoxy)-2-pyridyl)methylidene)rhodanine

15 (Compound No. (I-1b-1))



20 200 mg (0.62 mmol) of Compound No. II-1 and 91 mg of rhodanine was suspended in 10 ml of toluene dehydrated with molecular sieve, and the resultant suspension was dissolved by heating. 11.2 mg of glacial acetic acid and then 10.6 mg of piperidine were added to this solution

25 under cooling by water, and the resultant solution was stirred at room temperature for 2 days. After recognizing disappearance of the starting materials by

- 192 -

thin layer chromatography, the precipitated crystal was separated by filtration. The crystal thus obtained was washed with cold toluene, and was dried at 50°C for 2.5 hours to obtain 220 mg (81.1%) of yellow powder of the aimed product (Compound No. I-1b-1). Also, from the filtrate after removing the crystal, 50 mg of the aimed product was further recovered.

mp 217.5-218.5 °C

MS (FAB) m/e: 438 (M+H)⁺

10 ¹H-NMR (d⁶-DMSO) δ: 2.69 (3H, s), 5.66 (2H, s), 7.5-7.7 (5H, m), 7.8-7.9 (1H, m), 8.0-8.1 (2H, m), 8.5-8.6 (1H, m), 13.6 (1H, broad s)

TEST EXAMPLE 1: Measurement of hypoglycemic effect

KK mouse and KKAY mouse, NIDDM models (male, 6-7 weeks old) (Nakamura, Proc. Jpn. Acad. 38, 348-352, 1962; Iwatsuka et al. Endocrinol Jpn, 17, 23-35, 1970) were purchased from Nihon Clea. They were allowed free access to high-calories' chow (CMF, Oriental Yeast) and water. Around 40 g-weighted mice were examined.

20 Blood (20 μl) collected from the retro-orbital sinus was diluted in 60 units heparin sodium-solution and was centrifuged in a microfuge. The supernatant was assayed. The glucose concentration was determined by glucose oxidase method (Glucose Analyzer II, Beckman). A group of 3 to 4 mice having a blood glucose value of higher than 200 mg/dl, the blood glucose value of which did not reduce by more than 10% for 24 hours after once oral administration of 0.5% carboxymethyl cellulose (CMC)-

- 193 -

saline, were tested.

All test-compounds suspended in 0.5% carboxy-methyl cellulose (CMC)-saline were orally administered in mice. Before and 24 hours after the administration, blood was
5 collected from the retro-orbital sinus, and a blood glucose value was measured in the above-mentioned manner. The hypoglycemic activity was expressed by the percentage of reducing blood glucose calculated before and 24 hours after the administration.

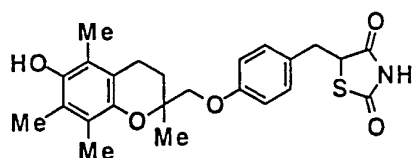
- 194 -

KK mouse

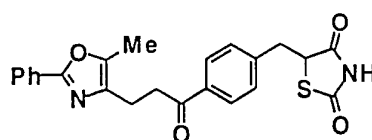
compound No.	dose (mg/kg)	% decrease
I-1a-1	30	48.9
I-2a-1	30	65.1
glibenclamide	30	-3.6
CS-045	30	24.2
CP-86325	30	39.4

KKAY mouse

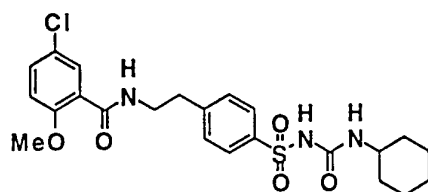
compound No.	dose (mg/kg)	% decrease
I-1a-1	30	48.6
I-2a-1	30	50.0
I-2a-2	30	39.9
I-2a-5	30	47.7
glibenclamide	30	-2.5
CS-045	30	-3.0
CP-86325	30	39.5



CS-045



CP-86325



glibenclamide

- 195 -

The compounds of the present invention exhibited hypoglycemic activities at substantially the same or higher degree as compared with CS-045 and CP-86325 used as controls. Glibenclamide (insulin-releasing agent) did not exhibit hypoglycemic activity in this test.

TEST EXAMPLE 2: Measurement of anti-glycation effect

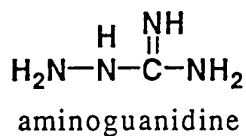
When high-glucose concentrations in diabetic patients sustain for a long time, some kinds of proteins are glycated non-enzymatically. It is considered that the glycated proteins induce diabetic complications (Brownlee, Diabetes, 41 suppl 2, 57-60, 1992).

Because glycated protein is fluorescent, the amount of glycated protein can be determined using fluorescence, according to the previous reports (Doi et al., Proc. Natl. Acad. Sci. U.S.A., 89, 2873-2877, 1992; Mitsuhashi et al., Diabetes, vol. 42, 826-832, 1993). The experimental procedure was modified as follows. Five percent of bovine serum albumin (BSA) containing 0.5M glucose-6-phosphate-2Na (5% BSA-0.5M G6P) was filtration-sterilized (with 0.45 μ m-pore size filter) and was incubated at 37°C; positive control was incubated with 1% dimethyl sulfoxide (DMSO) at 37°C; blank was incubated at 4°C. All test-compounds dissolved in DMSO (final concentration of DMSO was less than 1%) were added in 5% BSA-0.5M G6P. After 10 day-incubation 5% BSA-0.5M G6P with a compound, positive control and blank were dialyzed against 2L phosphate buffered saline for 24 hours

- 196 -

(fractional molecular weight: 12,000-14,000). The dialyzed solution was diluted in water 4 times and was determined the fluorescence (ex. 370 nm-em. 440 nm). The protein concentration of the dialyzed solution (10 μ L of which was diluted to 20 times with distilled water) was determined by Lowry-method and the fluorescence was expressed per mg protein. Control (100%) was positive control minus blank. Anti-glycation effect was calculated as the percentage of the control.

compound No.	concentration	% decrease
I-1a-1	100 μ g/ml (0.24mM)	42.3
I-1a-2	100 μ g/ml (0.38mM)	24.1
I-1a-3	100 μ g/ml (0.32mM)	34.1
CS-045	100 μ g/ml	10.1
CP-86325	100 μ g/ml	10.3
aminoguanidine	(1 mM)	21.4
aminoguanidine	(10mM)	48.9
aminoguanidine	(100mM)	80.2



- 197 -

The compounds of the present invention exhibited anti-glycation activities stronger than aminoguanidine used as a control. CS-045 and CP-86325 did not exhibit anti-glycation activities.

5 TEST EXAMPLE 3: Measurement of aldose-reductase
inhibitory activities

Rat kidney AR was prepared as follows; Rat kidney was perfused by ice-cold saline to remove blood and then homogenized in a Teflon homogenizer with 3 time volumes
10 of cold 5 mM Tris-HCl buffer (pH 7.4). The homogenate was centrifuged at 45,000 x g for 40 minutes to remove insoluble materials, and the supernatant fraction was used as an aldose reductase sample.

Determination of AR and effects of test compounds

15 AR activity was assayed by the modified method of Inukai et al. (Jpn. J. Pharmacol 61, 221-227, 1993). The absorbance of NADPH (340 nm), oxidation of the co-factor for AR, was determined by spectrophotometer (UV-240, Shimadzu, Kyoto). The assay was carried out in 0.1M
20 sodium phosphate (pH 6.2) containing 0.4M lithium sulfate, 0.15 mM NADPH, the enzyme, various concentrations of test compounds and 10 mM DL-glyceraldehyde. The reference blank contained all of the
25 reaction was started by addition of the substrate (DL-glyceraldehyde). The reaction rate was measured at 30°C for 2 minutes. All test compounds were dissolved in

- 198 -

dimethyl sulfoxide (DMSO). The final concentration of DMSO in reaction mixture never exceeded 1%. The effects of inhibitors were estimated as the concentration of test compounds required for 50% inhibition of enzyme activity (IC₅₀).

As this result, the compounds of the present invention exhibited satisfactory aldose-reductase inhibitory activities.

FORMULATION EXAMPLE 1

10 Tablets

	The compound of the present invention	1.0 g
	Lactose	5.0 g
	Crystal cellulose powder	8.0 g
	Corn starch	3.0 g
15	Hydroxypropyl cellulose	1.0 g
	CMC-Ca	1.5 g
	Magnesium stearate	0.5 g
<hr/>		
	Total	20.0 g

20

The above components were mixed by a usual method and then tabletted to produce 100 tablets each containing 10 mg of the active ingredient.

FORMULATION EXAMPLE 2

25 Capsules

	The compound of the present invention	1.0 g
	Lactose	3.5 g

- 199 -

Crystal cellulose powder	10.0 g
Magnesium stearate	0.5 g

Total	15.0 g
-------	--------

5

The above components were mixed by a usual method and then packed in No. 4 gelatin capsules to obtain 100 capsules each containing 10 mg of the active ingredient.

FORMULATION EXAMPLE 3

10 Soft capsules

The compound of the present invention	1.00 g
PEG (polyethylene glycol) 400	3.89 g
Saturated fatty acid triglyceride	15.00 g
Peppermint oil	0.01 g
Polysorbate 80	0.10 g

15

Total	20.00 g
-------	---------

The above compounds were mixed and packed in No. 3 soft gelatin capsules by a usual method to obtain 100 soft capsules each containing 10 mg of the active ingredient.

FORMULATION EXAMPLE 4

Ointment

25	The compound of the present invention	1.0 g (10.0 g)
	Liquid paraffin	10.0 g (10.0 g)
	Cetanol	20.0 g (20.0 g)

- 200 -

	White vaseline	68.4 g (59.4 g)
	Ethylparaben	0.1 g (0.1 g)
	<i>l</i> -menthol	0.5 g (0.5 g)
<hr/>		
5	Total	100.0 g

The above components were mixed by a usual method to obtain a 1% (10%) ointment.

FORMULATION EXAMPLE 5

10 Suppository

	The compound of the present invention	1.0 g
	Witepsol H15*	46.9 g
	Witepsol W35*	52.0 g
	Polysorbate 80	0.1 g

15

<hr/>	
Total	100.0 g

*: Trademark for triglyceride compound

The above components were melt-mixed by a usual method and poured into suppository containers, followed by cooling for solidification to obtain 100 suppositories of 1 g each containing 10 mg of the active ingredient.

FORMULATION EXAMPLE 6

Granules

25	The compound of the present invention	1.0 g
	Lactose	6.0 g
	Crystal cellulose powder	6.5 g

- 201 -

	Corn starch	5.0 g
	Hydroxypropyl cellulose	1.0 g
	Magnesium stearate	0.5 g
5	Total	20.0 g

The above components were granulated by a usual method and packaged to obtain 100 packages each containing 200 mg of the granules so that each package
10 contains 10 mg of the active ingredient.

INDUSTRIAL APPLICABILITY

Since the compound of the present invention has a hypoglycemic effect, an anti-glycation activity and an aldose-reductase inhibitory activity and has less
15 toxicity, it is useful for preventing or treating diabetic complications including diabetic eye diseases (such as diabetic cataract and diabetic retinopathy), diabetic neuropathy, diabetic nephropathy, diabetic gangrene, and the like.

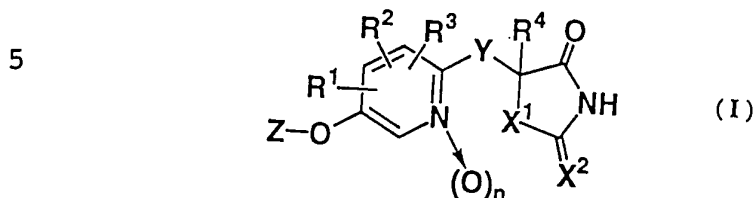
20

25

- 202 -

CLAIMS:

1. A pyridine type thiazolidine compound and its salt,
expressed by the following formula (I):



(wherein X¹ is S or O;

X² is S, O or NH;

10 Y is CR⁶R⁷ (R⁶ is a hydrogen atom, a C₁-C₇ alkyl group or a C₃-C₇ cycloalkyl group, and R⁷ is a hydrogen atom, a C₁-C₇ alkyl group or a C₃-C₇ cycloalkyl group or forms a bond together with R⁴), or SO₂;

15 Z is a C₁-C₁₀ alkyl group, a C₂-C₁₀ alkenyl group, a C₂-C₁₀ alkynyl group, a C₃-C₇ cycloalkyl group, a C₃-C₇ cycloalkenyl group (each of said alkyl, alkenyl, alkynyl, cycloalkyl and cycloalkenyl groups may be substituted with at most 3 of hydroxyl, oxo, C₁-C₇ alkyl and C₁-C₇ alkoxy groups), a phenyl group, a biphenyl group, an α-naphthyl group, a β-naphthyl group, a benzyl group, a pyridyl group, a pyrimidinyl group, a pyridazinyl group, a furanyl group, a thienyl group, a pyrrolyl group, a pyrazolyl group, an imidazolyl group, a pyranyl group (each of said phenyl, biphenyl, α-naphthyl, β-naphthyl, benzyl, pyridyl, pyrimidinyl, pyridazinyl, furanyl, thienyl, pyrrolyl, pyrazolyl, imidazolyl and pyranyl groups may be substituted with at most 3 of hydroxyl, C₁-

- 203 -

C₇ alkyl and C₁-C₇ alkoxy groups and a halogen atom), a substituted silyl group, a C₁-C₁₄ aliphatic acyl group, a C₆-C₁₀ aromatic acyl group or -A-B (A is a divalent C₁-C₆ saturated or C₂-C₆ unsaturated hydrocarbon group which
5 may be substituted with at most 3 of hydroxyl, oxo and C₁-C₇ alkyl groups, and B is C₃-C₁₀ cycloalkyl, C₃-C₇ cycloalkenyl, C₆-C₁₄ aromatic and C₄-C₁₂ heterocyclic aromatic groups, which may have at most 5 substituents in total (said heterocyclic aromatic group may contain at
10 most 5 hetero atoms selected from the group consisting of an oxygen atom, a sulfur atom and a nitrogen atom as constituents for the heterocyclic ring), or a C₄-C₆ heterocycloaliphatic group (said heterocycloaliphatic group may contain at most 3 hetero atoms selected from
15 the group consisting of an oxygen atom, a sulfur atom and a nitrogen atom as constituents for the heterocyclic ring));

each of R¹, R² and R³ is independently a hydrogen atom, a C₁-C₇ alkyl group (which may be substituted with
20 a hydroxyl group), a C₃-C₇ cycloalkyl group, a hydroxyl group or a halogen atom;

R⁴ is a hydrogen atom or a C₁-C₇ alkyl group, or forms a bond together with R⁷; and

n is 0 or 1).

25 2. The pyridine type thiazolidine compound of the formula (I) and its salt according to Claim 1, wherein:

X² is S or O;

- 204 -

Y is CR⁶R⁷ (R⁶ is a hydrogen atom or a C₁-C₃ alkyl group and R⁷ is a hydrogen atom or a C₁-C₃ alkyl group or forms a bond together with R⁴);

Z is -A-B (A is a divalent C₁-C₆ saturated or C₂-C₆ 5 unsaturated hydrocarbon group which may be substituted with at most 3 hydroxy, oxo and C₁-C₇ alkyl groups, and B is C₃-C₁₀ cycloalkyl, C₃-C₇ cycloalkenyl, C₆-C₁₄ aromatic and C₄-C₁₂ heterocyclic aromatic groups, which may have at most 5 substituents in total (said heterocyclic 10 aromatic group may contain at most 5 hetero atoms selected from the group consisting of an oxygen atom, a sulfur atom and a nitrogen atom as constituents for the heterocyclic ring), or a C₄-C₆ heterocycloaliphatic group (said heterocycloaliphatic group may contain at most 3 15 hetero atoms selected from the group consisting of an oxygen atom, a sulfur atom and a nitrogen atom as constituents for the heterocyclic ring)),

among groups of B, said C₃-C₁₀ cycloalkyl group being cyclopropyl, cyclobutyl, cyclopentyl, cyclohexyl, 20 cycloheptanyl, cyclooctanyl, cyclononanyl, cyclodecanyl, bicyclo[2.2.1]heptyl, bicyclo[3.1.1]heptyl, bicyclo[2.2.2]octyl, 1-adamantyl or 2-adamantyl, said C₃-C₇ cycloalkenyl group being 1-cyclohexenyl, 2-cyclohexenyl, 3-cyclohexenyl, cyclopentadienyl, 2- 25 bicyclo[2.2.1]heptenyl or 2,5-bicyclo[2.2.1]heptadienyl, said C₆-C₁₄ aromatic group being phenyl, α -naphthyl, β -naphthyl, 1-indenyl, 2-indenyl, 3-indenyl, 4-indenyl, 5-

- 205 -

indenyl, 6-indenyl, 7-indenyl, 1-indanyl, 2-indanyl, 4-indanyl, 5-indanyl, 1-fluorenyl, 2-fluorenyl, 3-fluorenyl, 4-fluorenyl or 9-fluorenyl, said C₄-C₁₂ heterocyclic aromatic group being 2-furyl, 3-furyl, 2-thienyl, 3-thienyl, 1-pyrrolyl, 2-pyrrolyl, 3-pyrrolyl, 2-oxazolyl, 4-oxazolyl, 5-oxazolyl, 2-thiazolyl, 4-thiazolyl, 5-thiazolyl, 3-isoxazolyl, 4-isoxazolyl, 5-isoxazolyl, 3-isothiazolyl, 4-isothiazolyl, 5-isothiazolyl, 3-furazanyl, 1-pyrazolyl, 3-pyrazolyl, 4-pyrazolyl, 3-oxopyrazol-1-yl, 3-oxopyrazol-2-yl, 3-oxopyrazol-3-yl, 3-oxopyrazol-4-yl, 4-oxopyrazol-3-yl, 1-imidazolyl, 2-imidazolyl, 4-imidazolyl, 2-oxoimidazol-1-yl, 2-oxoimidazol-4-yl, 1,2,3-triazol-1-yl, 1,2,3-triazol-2-yl, 1,2,3-triazol-4-yl, 1,2,4-triazol-1-yl, 1,2,4-triazol-3-yl, 1,2,4-triazol-4-yl, 1,2,4(2H,4H)-triazol-3-on-2-yl, 1,2,4-(2H,4H)-triazol-3-on-4-yl, 1,2,4(2H,4H)-triazol-3-on-5-yl, 1,2,4(1H,2H)-triazol-3-on-1-yl, 1,2,4(1H,2H)-triazol-3-on-2-yl, 1,2,4(1H,2H)-triazol-3-on-5-yl, 1-tetrazolyl, 2-tetrazolyl, 5-tetrazolyl, 2-pyranyl, 3-pyranyl, 4-pyranyl, 2-pyridyl, 3-pyridyl, 4-pyridyl, 2-pyridon-1-yl, 2-pyridon-3-yl, 2-pyridon-4-yl, 2-pyridon-5-yl, 2-pyridon-6-yl, 4-pyridon-1-yl, 4-pyridon-2-yl, 4-pyridon-3-yl, 3-pyridazinyl, 4-pyridazinyl, 3(2H)-pyridazinon-2-yl, 3(2H)-pyridazinon-4-yl, 3(2H)-pyridazinon-5-yl, 3(2H)-pyridazinon-6-yl, 4(1H)-pyridazinon-1-yl, 4(1H)-pyridazinon-3-yl, 4(1H)-pyridazinon-5-yl, 4(1H)-pyridazinon-6-yl, 2-pyrimidinyl,

4-pyrimidinyl, 5-pyrimidinyl, 2(1H)-pyrimidinon-1-yl,
2(1H)-pyrimidinon-4-yl, 2(1H)-pyrimidinon-5-yl, 2(1H)-
pyrimidinon-6-yl, 4(3H)-pyrimidinon-2-yl, 4(3H)-
pyrimidinon-3-yl, 4(3H)-pyrimidinon-5-yl, 4(3H)-
5 pyrimidinon-6-yl, 4(1H)-pyrimidinon-1-yl, 4(1H)-
pyrimidinon-2-yl, 4(1H)-pyrimidinon-5-yl, 4(1H)-
pyrimidinon-6-yl, 2-pyrazinyl, 2(1H)-pyrazin-1-yl, 2(1H)-
pyrazin-3-yl, 2(1H)-pyrazin-5-yl, 2(1H)-pyrazin-6-yl,
1,2,3-triazin-4-yl, 1,2,3-triazin-5-yl, 1,2,4-triazin-3-
10 yl, 1,2,4-triazin-5-yl, 1,2,4-triazin-6-yl, 1,2,3,4-
tetrazin-5-yl, 1,2,4,5-tetrazin-3-yl, 1-indolyl, 2-
indolyl, 3-indolyl, 4-indolyl, 5-indolyl, 6-indolyl, 7-
indolyl, 2-quinolyl, 3-quinolyl, 4-quinolyl, 5-quinolyl,
6-quinolyl, 7-quinolyl, 8-quinolyl, 2-quinolon-1-yl, 2-
15 quinolon-3-yl, 2-quinolon-4-yl, 2-quinolon-5-yl, 2-
quinolon-6-yl, 2-quinolon-7-yl, 2-quinolon-8-yl, 4-
quinolon-1-yl, 4-quinolon-2-yl, 4-quinolon-3-yl, 4-
quinolon-5-yl, 4-quinolon-6-yl, 4-quinolon-7-yl, 4-
quinolon-8-yl, 2-benzofuranyl, 3-benzofuranyl, 4-
20 benzofuranyl, 5-benzofuranyl, 6-benzofuranyl, 7-
benzofuranyl, 2-benzothienyl, 3-benzothienyl, 4-
benzothienyl, 5-benzothienyl, 6-benzothienyl, 7-
benzothienyl, 1-isoquinolyl, 3-isoquinolyl, 4-
isoquinolyl, 5-isoquinolyl, 6-isoquinolyl, 7-isoquinolyl,
25 8-isoquinolyl, 1-isoquinolon-2-yl, 1-isoquinolon-3-yl, 1-
isoquinolon-4-yl, 1-isoquinolon-5-yl, 1-isoquinolon-6-yl,
1-isoquinolon-7-yl, 1-isoquinolon-8-yl, 3-isoquinolon-2-

- 207 -

yl, 3-isoquinolon-4-yl, 3-isoquinolon-5-yl, 3-
isoquinolon-6-yl, 3-isoquinolon-7-yl, 3-isoquinolon-8-yl,
2-benzoxazolyl, 4-benzoxazolyl, 5-benzoxazolyl, 6-
benzoxazolyl, 7-benzoxazolyl, 2-benzothiazolyl, 4-
5 benzothiazolyl, 5-benzothiazolyl, 6-benzothiazolyl, 7-
benzothiazolyl, 1-benzopyrazolyl, 2-benzopyrazolyl, 3-
benzopyrazolyl, 4-benzopyrazolyl, 5-benzopyrazolyl, 6-
benzopyrazolyl, 7-benzopyrazolyl, 1-benzimidazolyl, 2-
benzimidazolyl, 4-benzimidazolyl, 5-benzimidazolyl, 1-
10 benzotriazolyl, 4-benzotriazolyl, 5-benzotriazolyl, 2-
benzopyranyl, 3-benzopyranyl, 4-benzopyranyl, 5-
benzopyranyl, 6-benzopyranyl, 7-benzopyranyl, 8-
benzopyranyl, 1-indolizinylyl, 2-indolizinylyl, 3-
indolizinylyl, 5-indolizinylyl, 6-indolizinylyl, 7-indolizinylyl,
15 8-indolizinylyl, 2-purinylyl, 6-purinylyl, 7-purinylyl, 8-
purinylyl, 1-phthalazinylyl, 5-phthalazinylyl, 6-phthalazinylyl,
1-oxophthalazin-2-yl, 1-oxophthalazin-4-yl, 1-
oxophthalazin-5-yl, 1-oxophthalazin-6-yl, 1-
oxophthalazin-7-yl, 1-oxophthalazin-8-yl, 2-
20 naphthyridinylyl, 3-naphthyridinylyl, 4-naphthyridinylyl, 2-
quinoxalinylyl, 5-quinoxalinylyl, 6-quinoxalinylyl, 2-
quinazolinylyl, 4-quinazolinylyl, 5-quinazolinylyl, 6-
quinazolinylyl, 7-quinazolinylyl, 8-quinazolinylyl, 3-
cinnolinylyl, 4-cinnolinylyl, 5-cinnolinylyl, 6-cinnolinylyl, 7-
25 cinnolinylyl, 8-cinnolinylyl, 1,4-benzodioxan-2-yl, 1,4-
benzodioxan-5-yl, 1,4-benzodioxan-6-yl, 1,4-
oxonaphthalen-2-yl, 1,4-oxonaphthalen-5-yl, 1,4-

oxonaphthalen-6-yl, 2,3-dihydro-4-benzofuranyl, 2,3-dihydro-5-benzofuranyl, 2,3-dihydro-6-benzofuranyl, 2,3-dihydro-7-benzofuranyl, 1,4-benzothiazin-2-yl, 1,4-benzothiazin-3-yl, 1,4-benzothiazin-4-yl, 1,4-benzothiazin-5-yl, 1,4-benzothiazin-6-yl, 1,4-benzothiazin-7-yl, 1,4-benzothiazin-8-yl, 2-pteridinyl, 4-pteridinyl, 6-pteridinyl, 7-pteridinyl, pyrazolo[1,5-a]pyrimidin-2-yl, pyrazolo[1,5-a]pyrimidin-3-yl, pyrazolo[1,5-a]pyrimidin-5-yl, pyrazolo[1,5-a]pyrimidin-6-yl, pyrazolo[1,5-a]pyrimidin-7-yl, pyrazolo[5,1-c][1,2,4]triazin-3-yl, pyrazolo[5,1-c][1,2,4]triazin-4-yl, pyrazolo[5,1-c][1,2,4]triazin-7-yl, pyrazolo[5,1-c][1,2,4]triazin-8-yl, thiazolo[3,2-b]triazol-2-yl, thiazolo[3,2-b]triazol-5-yl, thiazolo[3,2-b]triazol-6-yl, benzopyrano[2,3-b]pyridin-2-yl, benzopyrano[2,3-b]pyridin-3-yl, benzopyrano[2,3-b]pyridin-4-yl, benzopyrano[2,3-b]pyridin-5-yl, benzopyrano[2,3-b]pyridin-6-yl, benzopyrano[2,3-b]pyridin-7-yl, benzopyrano[2,3-b]pyridin-8-yl, benzopyrano[2,3-b]pyridin-9-yl, 5H-benzopyrano[2,3-b]pyridin-5-on-2-yl, 5H-benzopyrano[2,3-b]pyridin-5-on-3-yl, 5H-benzopyrano[2,3-b]pyridin-5-on-4-yl, 5H-benzopyrano[2,3-b]pyridin-5-on-6-yl, 5H-benzopyrano[2,3-b]pyridin-5-on-7-yl, 5H-benzopyrano[2,3-b]pyridin-5-on-8-yl, 1-xanthenyl, 2-xanthenyl, 3-xanthenyl, 4-xanthenyl, 9-xanthenyl, 1-phenoxathiinyl, 2-phenoxathiinyl, 3-phenoxathiinyl, 4-phenoxathiinyl, 1-carbazolyl, 2-carbazolyl, 3-carbazolyl,

- 209 -

4-carbazolyl, 9-carbazolyl, 1-acridinyl, 2-acridinyl, 3-acridinyl, 4-acridinyl, 9-acridinyl, 1-phenazinyl, 2-phenazinyl, 3-phenazinyl, 4-phenazinyl, 1-phenothiazinyl, 2-phenothiazinyl, 3-phenothiazinyl, 4-phenothiazinyl, 10-phenothiazinyl, 1-phenoxazinyl, 2-phenoxazinyl, 3-phenoxazinyl, 4-phenoxazinyl, 10-phenoxazinyl, 1-thianthrenyl, 2-thianthrenyl, 3-thianthrenyl, 4-thianthrenyl, 6-thianthrenyl, 7-thianthrenyl, 8-thianthrenyl, or 9-thianthrenyl, and said C₄-C₆ heterocycloaliphatic group being 1-piperidyl, 2-piperidyl, 3-piperidyl, 4-piperidyl, 1-pyrrolidinyl, 2-pyrrolidinyl, 3-pyrrolidinyl, 1-imidazolidinyl, 2-imidazolidinyl, 4-imidazolidinyl, 1-pyrazolidinyl, 3-pyrazolidinyl, 4-pyrazolidinyl, 2-morpholinyl, 3-morpholinyl, 4-morpholinyl, 2-tetrahydrofuranyl, or 3-tetrahydrofuranyl;

each of R¹, R² and R³ is independently a hydrogen atom, a C₁-C₃ alkyl group (which may be substituted with a hydroxyl group), a hydroxyl group or a halogen atom;

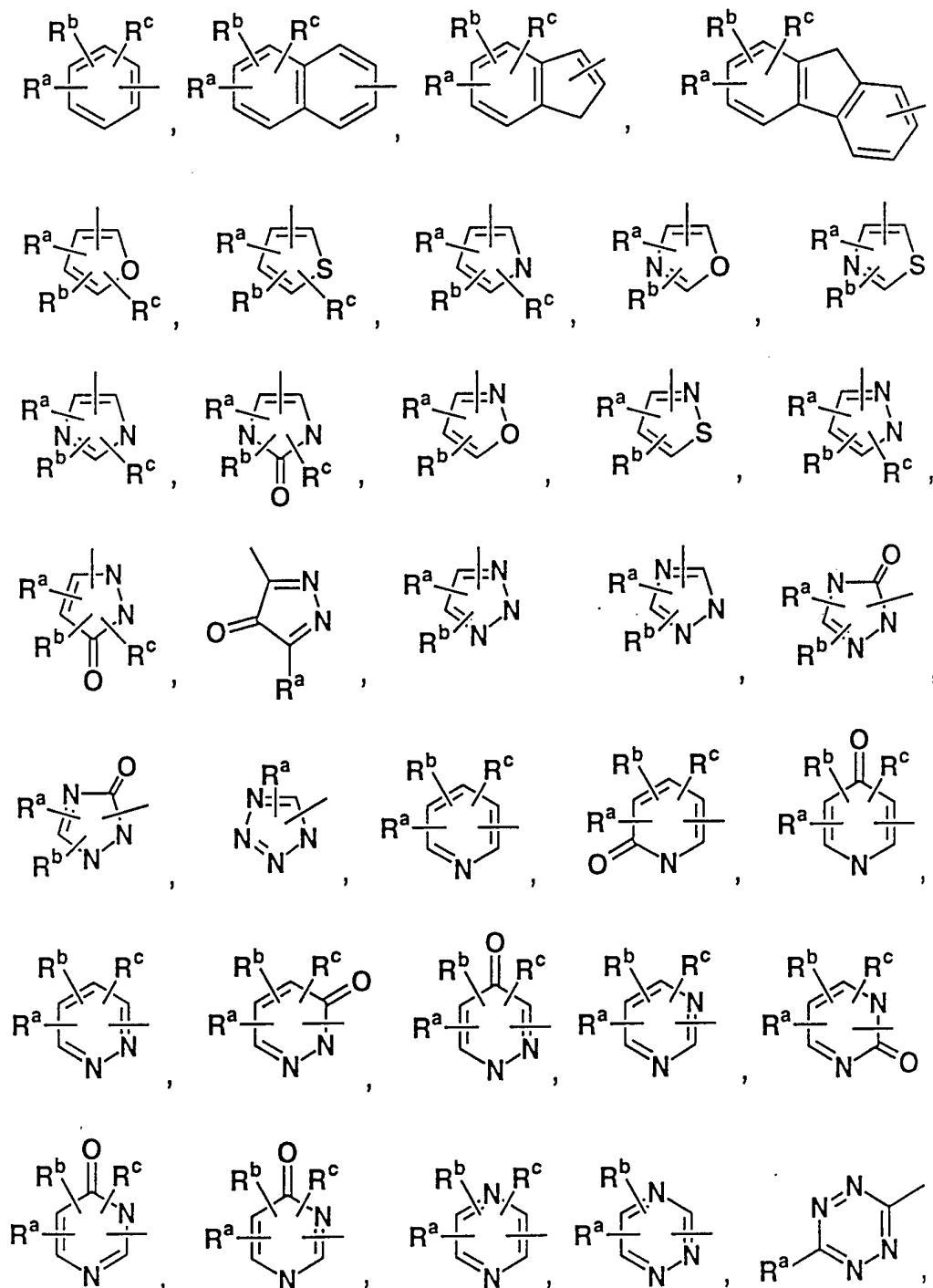
R⁴ is a hydrogen atom or a C₁-C₃ alkyl group, or forms a bond together with R⁷; and

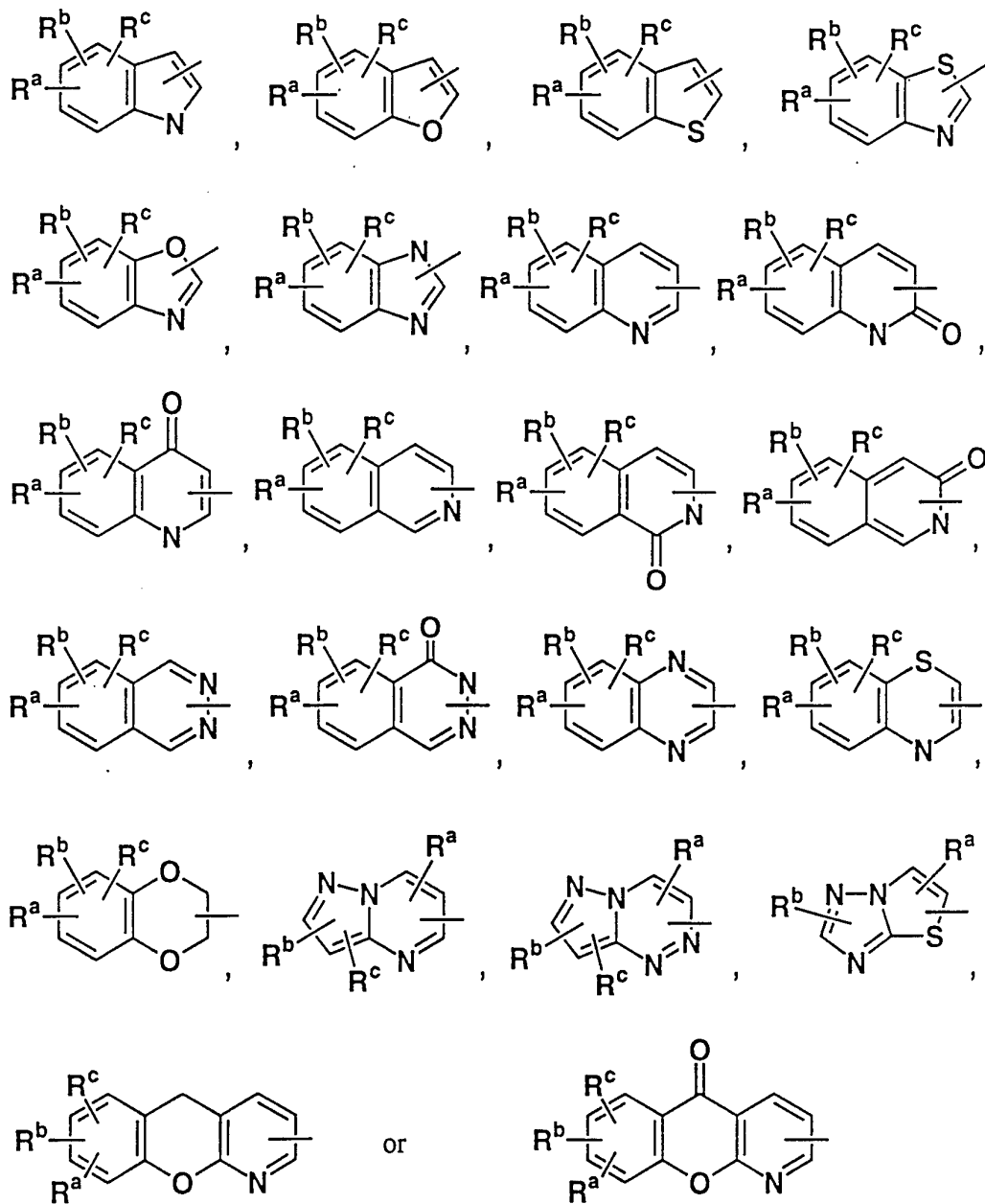
n is 0.

3. The pyridine type thiazolidine compound of the formula (I) and its salt according to Claim 1, wherein:

each of R¹, R² and R³ is independently a hydrogen atom, a methyl group, a hydroxy group or a chlorine atom; and

B is





- 212 -

(wherein each R^a and R^b is independently a hydrogen atom, a C₁-C₇ alkyl group, a C₃-C₇ cycloalkyl group, a C₃-C₇ cycloalkenyl group (said alkyl, cycloalkyl and cycloalkenyl groups may be substituted with a hydroxyl group), a hydroxy group, a C₁-C₇ alkoxy group, a C₁-C₇ alkylthio group, a fluorine atom, a chlorine atom, a bromine atom, a trifluoromethyl group, a nitro group, an amino group, a methylamino group, a dimethylamino group, an acetamide group, a methanesulfonylamide group, a carboxyl group, a C₁-C₃ alkoxy carbonyl group, a nitrile group, a carbamoyl group, a sulfamoyl group, a phenoxy group, a benzyloxy group, a phenyl, α -naphthyl, β -naphthyl, furanyl, thienyl, imidazolyl, pyridyl or benzyl group (each of said phenyl, α -naphthyl, β -naphthyl, furanyl, thienyl, imidazolyl, pyridyl and benzyl groups may be substituted with at most 5 substituents selected from the group consisting of methyl, ethyl, n-propyl, isopropyl, cyclopropyl, n-butyl, isobutyl, s-butyl, t-butyl, n-hexyl, cyclohexyl, methoxy, ethoxy, n-propoxy, isopropoxy, methylthio, ethylthio, n-propylthio, isopropylthio, hydroxy, fluorine, chlorine, bromine, nitro and dimethylamino groups), a 1-tetrazolyl group, a 3-tetrazolyl group, a 5-tetrazolyl group, a thiazolidindion-5-yl group or a thiazolidindion-5-yl methyl group, and

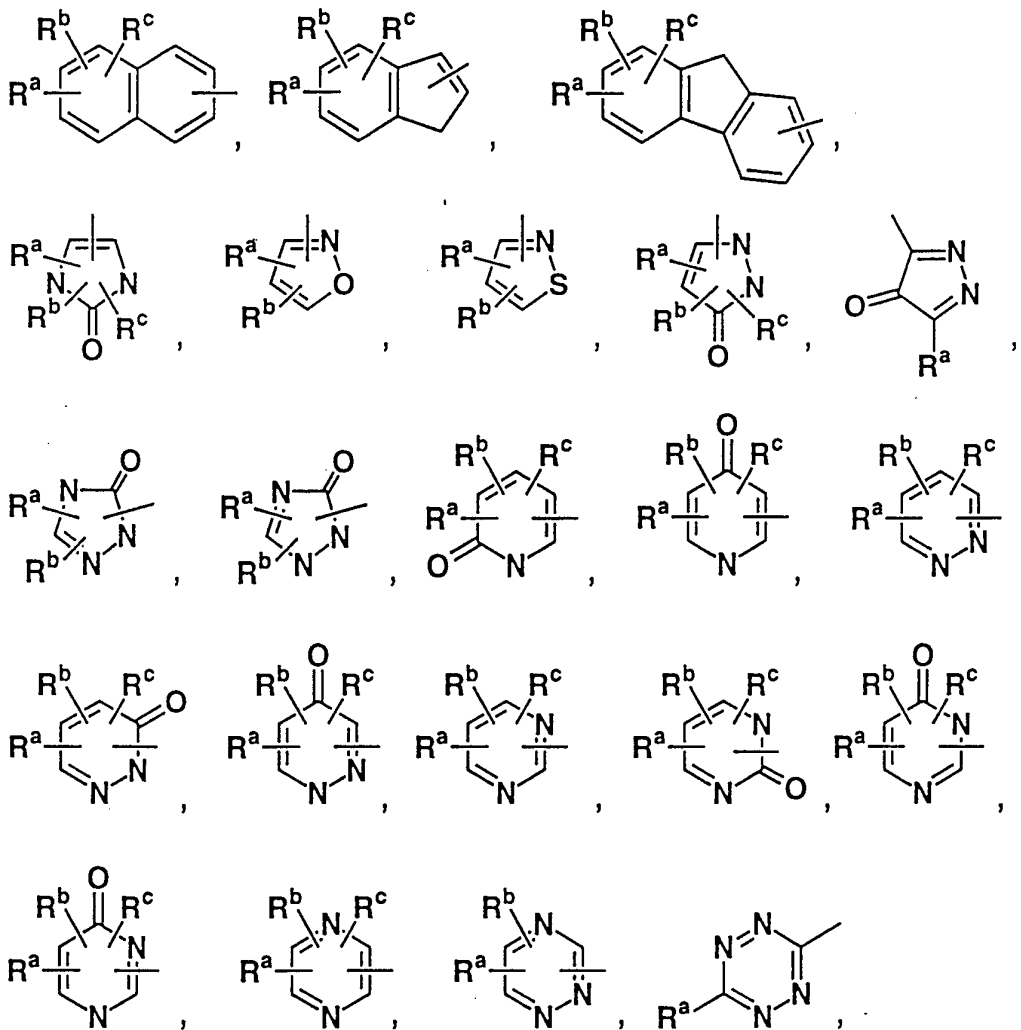
R^c is a hydrogen atom, a C₁-C₇ alkyl group, a C₃-C₇ cycloalkyl group or a hydroxymethyl group).

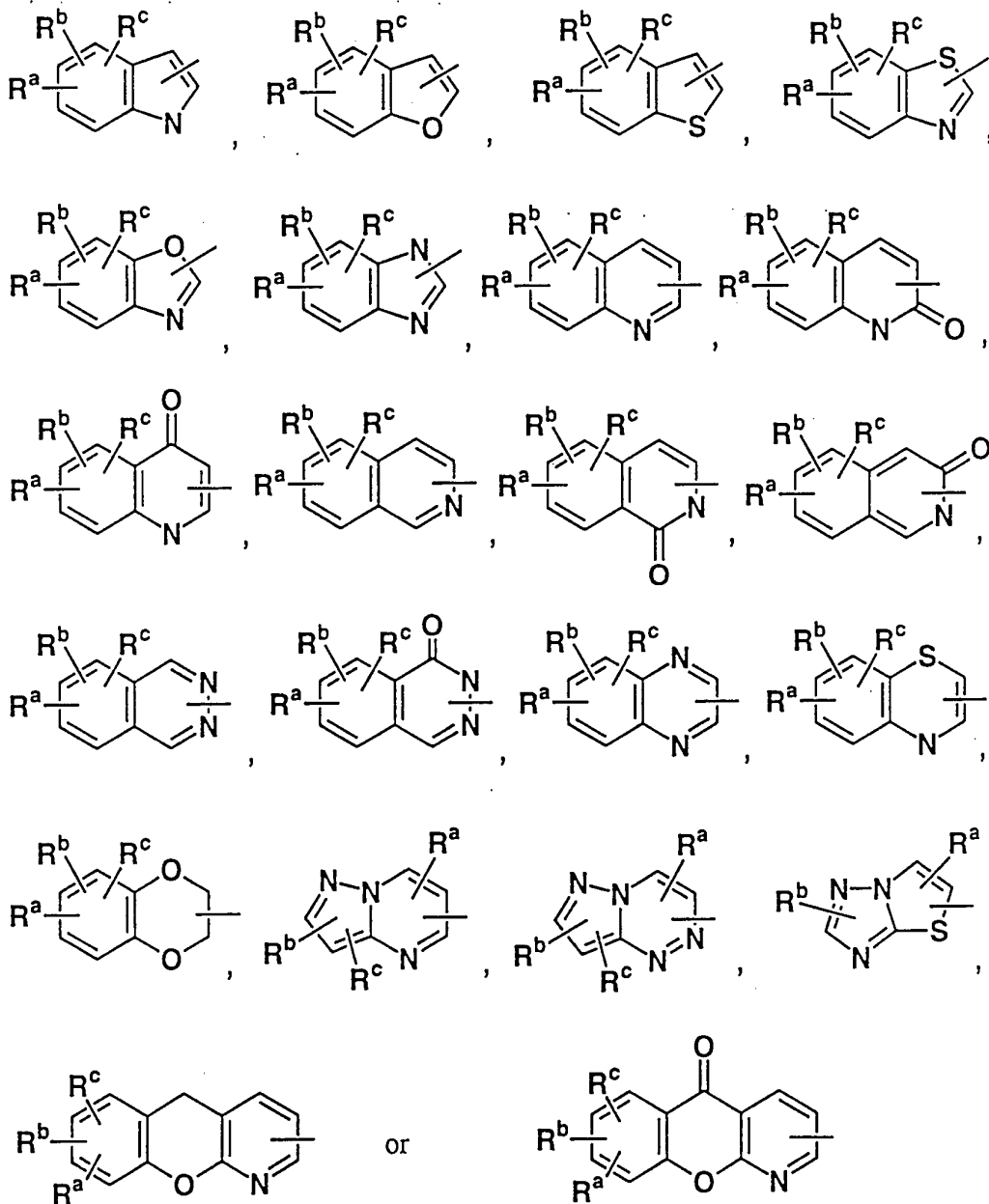
4. The pyridine type thiazolidine compound of the formula (I) and its salt according to Claim 1, wherein:

each of R¹, R², and R³ is independently a hydrogen atom, a methyl group, a hydroxyl group or a chlorine

5 atom; and

B is





- 215 -

(wherein each of R^a and R^b is independently a hydrogen atom, a C₁-C₇ alkyl group, a C₃-C₇ cycloalkyl group, a C₃-C₇ cycloalkenyl group (said alkyl, cycloalkyl and cycloalkenyl group may be substituted with a hydroxyl group), a hydroxy group, a C₁-C₇ alkoxy group, a C₁-C₇ alkylthio group, a fluorine atom, a chlorine atom, a bromine atom, a trifluoromethyl group, a nitro group, an amino group, a methylamino group, a dimethylamino group, an acetamide group, a methanesulfonylamide group, a carboxyl group, a C₁-C₃ alkoxycarbonyl group, a nitrile group, a carbamoyl group, a sulfamoyl group, a phenoxy group, a benzyloxy group, a phenyl, α -naphthyl, β -naphthyl, furanyl, thienyl, imidazolyl, pyridyl or benzyl group (said phenyl, α -naphthyl, β -naphthyl, furanyl, thienyl, imidazolyl, pyridyl and benzyl groups may be substituted with at most 5 substituents selected from the group consisting of methyl, ethyl, n-propyl, isopropyl, cyclopropyl, n-butyl, isobutyl, s-butyl, t-butyl, n-hexyl, cyclohexyl, methoxy, ethoxy, n-propoxy, isopropoxy, methylthio, ethylthio, n-propylthio, isopropylthio, hydroxy, fluorine, chlorine, bromine, nitro and dimethylamino groups), a 1-tetrazolyl group, a 3-tetrazolyl group, a 5-tetrazolyl group, a thiazolidindion-5-yl group or a thiazolidindion-5-yl methyl group, and

R^c is a hydrogen atom, a C₁-C₇ alkyl group, a C₃-C₇ cycloalkyl group or a hydroxymethyl group).

- 216 -

5. The pyridine type thiazolidine compound of the formula (I) and its salt according to Claim 1, wherein:

X¹ is S:

R¹, R² and R³ are a hydrogen atom;

5 Y is CR⁶R⁷ (R⁶ is a hydrogen atom or a methyl group, and R⁷ is a hydrogen atom or forms a bond together with R⁴);

R⁴ is a hydrogen atom or a methyl group, or forms a bond together with R⁷; and

10 A is a divalent C₁-C₆ saturated or C₂-C₆ unsaturated hydrocarbon group which may be substituted with at most 2 hydroxy, oxo and C₁-C₇ alkyl groups (provided that the first carbon atom bonded with the oxygen atom at the 5-position of the pyridine ring of the compound of the
15 formula (I) is not substituted with a hydroxy group or an oxo group).

6. The pyridine type thiazolidine compound of the formula (I) and its salt according to Claim 1, wherein:

Y is -CH₂-; and

20 R⁴ is a hydrogen atom.

7. The pyridine type thiazolidine compound of the formula (I) and its salt according to Claim 1, wherein:

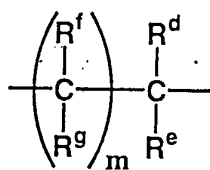
Y is CHR⁷ (R⁷ forms a bond together with R⁴); and

R⁴ forms a bond together with R⁷.

25 8. The pyridine type thiazolidine compound of the formula (I) and its salt according to Claim 1, wherein:

A is

- 217 -



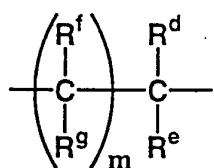
5 (wherein m is from 0 to 5,

each of R^d and R^e is independently a hydrogen atom or a methyl group, and

each of R^f and R^g is independently a hydrogen atom, a methyl group or a hydroxyl group, or R^f and R^g together
 10 form an oxo group, or adjacent R^d and R^f together form a double bond, or adjacent R^d, R^f, R^e and R^g together form a triple bond, or adjacent R^f's together form a double bond when m is 2 to 5, or adjacent R^f and R^g together
 form a triple bond).

15 9. The pyridine type thiazolidine compound of the formula (I) and its salt according to Claim 1, wherein:

A is



20

(wherein m is from 0 to 2,

each of R^d and R^e is independently a hydrogen atom or a methyl group, and

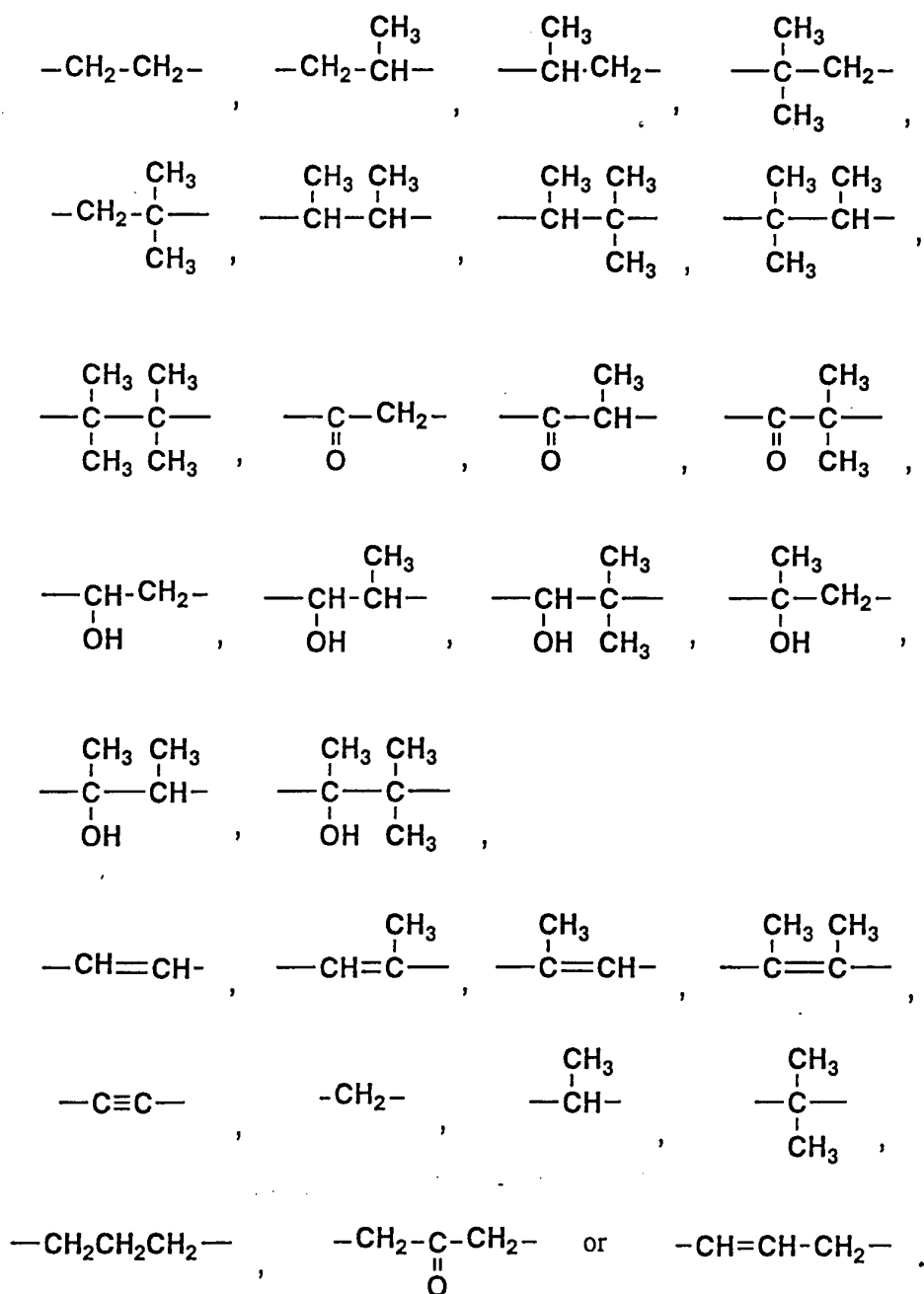
25 each of R^f and R^g is independently a hydrogen atom, a methyl group or a hydroxyl group, or R^f and R^g together form an oxo group, or adjacent R^d and R^f together form a

- 218 -

double bond, or adjacent R^d, R^f, R^e and R^g together form a triple bond, or adjacent R^f's together form a double bond when m is 2, or adjacent R^f and R^g together form a triple bond).

- 5 10. The pyridine type thiazolidine compound of the formula (I) and its salt according to Claim 1, wherein:

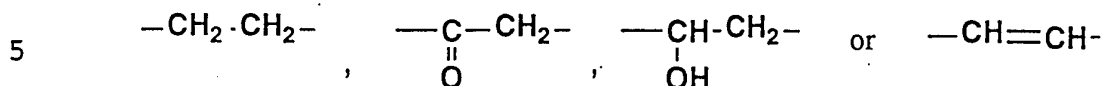
A is



- 219 -

11. The pyridine type thiazolidine compound of the formula (I) and its salt according to Claim 1, wherein:

A is



12. A hypoglycemic agent containing the pyridine type thiazolidine compound or its salt according to Claim 1 as an active agent.

10 13. An anti-glycation agent containing the pyridine type thiazolidine compound or its salt according to Claim 1 as an active agent.

14. A pharmaceutical agent for preventing and treating diabetes mellitus and diabetic complications, which
15 contains the pyridine type thiazolidine compound or its salt according to Claim 1 as an active agent.

INTERNATIONAL SEARCH REPORT

International Application No
PCT/JP 95/00560

A. CLASSIFICATION OF SUBJECT MATTER
IPC 6 C07D417/14 C07D417/06 C07D413/14 A61K31/425 A61K31/42

According to International Patent Classification (IPC) or to both national classification and IPC

B. FIELDS SEARCHED

Minimum documentation searched (classification system followed by classification symbols)

IPC 6 C07D

Documentation searched other than minimum documentation to the extent that such documents are included in the fields searched

Electronic data base consulted during the international search (name of data base and, where practical, search terms used)

C. DOCUMENTS CONSIDERED TO BE RELEVANT

Category *	Citation of document, with indication, where appropriate, of the relevant passages	Relevant to claim No.
X	<p>CHEMICAL ABSTRACTS, vol. 93, no. 17, 27 October 1980 Columbus, Ohio, US; abstract no. 168259k, page 679; column 2; see abstract & JP,A,08 064 586 (TAKEDA CHEMICAL INDUSTRIES LTD) 15 May 1980</p> <p style="text-align: center;">--- -/--</p>	1,12-14

Further documents are listed in the continuation of box C.

Patent family members are listed in annex.

* Special categories of cited documents :

- "A" document defining the general state of the art which is not considered to be of particular relevance
- "E" earlier document but published on or after the international filing date
- "L" document which may throw doubts on priority claim(s) or which is cited to establish the publication date of another citation or other special reason (as specified)
- "O" document referring to an oral disclosure, use, exhibition or other means
- "P" document published prior to the international filing date but later than the priority date claimed

- "T" later document published after the international filing date or priority date and not in conflict with the application but cited to understand the principle or theory underlying the invention
- "X" document of particular relevance; the claimed invention cannot be considered novel or cannot be considered to involve an inventive step when the document is taken alone
- "Y" document of particular relevance; the claimed invention cannot be considered to involve an inventive step when the document is combined with one or more other such documents, such combination being obvious to a person skilled in the art.
- "&" document member of the same patent family

Date of the actual completion of the international search

26 April 1995

Date of mailing of the international search report

- 9. 05. 95

Name and mailing address of the ISA

European Patent Office, P.B. 5818 Patentlaan 2
 NL - 2280 HV Rijswijk
 Tel. (+ 31-70) 340-2040, Tx. 31 651 epo nl,
 Fax (+ 31-70) 340-3016

Authorized officer

Henry, J

INTERNATIONAL SEARCH REPORT

Int. Patent Application No
PCT/JP 95/00560

C.(Continuation) DOCUMENTS CONSIDERED TO BE RELEVANT		
Category *	Citation of document, with indication, where appropriate, of the relevant passages	Relevant to claim No.
A	CHEMICAL AND PHARMACEUTICAL BULLETIN, vol. 30,no. 10, October 1980 TOKYO JP, pages 3580-3600, TAKASHI SOHDA ET AL 'Studies on antidiabetic agents.II. Synthesis of 5-(4(1-methylcyclohexylmethoxy)-benzyl]thi azolidine-2,4-dione (ADD-3878) and its derivatives' see the whole document	1,12-14
X	*page3588,tableVII*	1,12-14
A	--- EP,A,0 332 332 (PFIZER IN.) 13 September 1989 cited in the application see claims; examples 18,19	1,12-14
A	--- EP,A,0 332 331 (PFIZER INC.) 13 September 1989 cited in the application see claims	1,12-14
X,P	--- EP,A,0 605 228 (TAKEDA CHEMICAL INDUSTRIES LTD) 6 July 1994 cited in the application see claims -----	1,12-14

INTERNATIONAL SEARCH REPORT

International Application No

PCT/JP 95/00560

Patent document cited in search report	Publication date	Patent family member(s)	Publication date
EP-A-332332	13-09-89	WO-A- 8908651	21-09-89
		CA-A- 1328873	26-04-94
		ES-T- 2053977	01-08-94
		FI-B- 93115	15-11-94
		NO-B- 177008	27-03-95
		PT-B- 89912	31-05-94
		US-A- 5130379	14-07-92
EP-A-332331	13-09-89	WO-A- 8908650	21-09-89
		CA-A- 1328872	26-04-94
		DE-D- 68912952	24-03-94
		DE-T- 68912952	11-05-94
		PT-B- 89913	31-05-94
		US-A- 5061717	29-10-91
		US-A- 5120754	09-06-92
		US-A- 5223522	29-06-93
EP-A-605228	06-07-94	AU-B- 5261393	07-07-94
		CA-A- 2112283	29-06-94
		CN-A- 1094726	09-11-94
		CZ-A- 9302876	15-12-94
		FI-A- 935887	29-06-94
		NO-A- 934833	29-06-94