



US00D739973S

(12) **United States Design Patent**
Chao

(10) **Patent No.:** **US D739,973 S**

(45) **Date of Patent:** **** Sep. 29, 2015**

(54) **BATTERY COMPARTMENT FOR A LIGHT**

(71) Applicant: **Albert Chao**, Saddle River, NJ (US)

(72) Inventor: **Albert Chao**, Saddle River, NJ (US)

(**) Term: **14 Years**

(21) Appl. No.: **29/462,046**

(22) Filed: **Jul. 30, 2013**

(51) **LOC (10) Cl.** **26-02**

(52) **U.S. Cl.**

USPC **D26/37**; D13/108; D26/51; D26/113

(58) **Field of Classification Search**

USPC D26/37, 38, 40, 45, 46, 49, 51, 113;
362/157, 158, 184, 183, 194-196,
362/200-208, 253; D13/108, 119

CPC F21V 33/00; F21V 14/025; F21V 21/406;
F21Y 2101/02; F21L 17/00; F21L 13/08

See application file for complete search history.

(56) **References Cited**

U.S. PATENT DOCUMENTS

D313,662 S *	1/1991	Caires	D26/37
D317,310 S *	6/1991	Schwartz	D14/218
D332,839 S *	1/1993	Beckner, Jr.	D26/37
D343,469 S *	1/1994	Yuen	D26/46
D417,019 S *	11/1999	Rachwal et al.	D26/37
D453,580 S *	2/2002	Lynch et al.	D26/46

D475,149 S *	5/2003	Chun	D26/37
D477,432 S *	7/2003	Parsons	D26/37
D615,676 S *	5/2010	Lee	D26/37
D631,586 S *	1/2011	Li	D26/37
D731,687 S *	6/2015	Haws	D26/46

* cited by examiner

Primary Examiner — Ian Simmons

Assistant Examiner — Carissa C Fitts

(74) *Attorney, Agent, or Firm* — Notaro, Michalos & Zaccaria P.C.

(57) **CLAIM**

The ornamental design for a battery compartment for a light, as shown and described.

DESCRIPTION

FIG. 1 is a top, front, left perspective view of a battery compartment for a light showing my new design therefor;

FIG. 2 is a front elevational view thereof, the rear being the same;

FIG. 3 is a left side elevational view thereof;

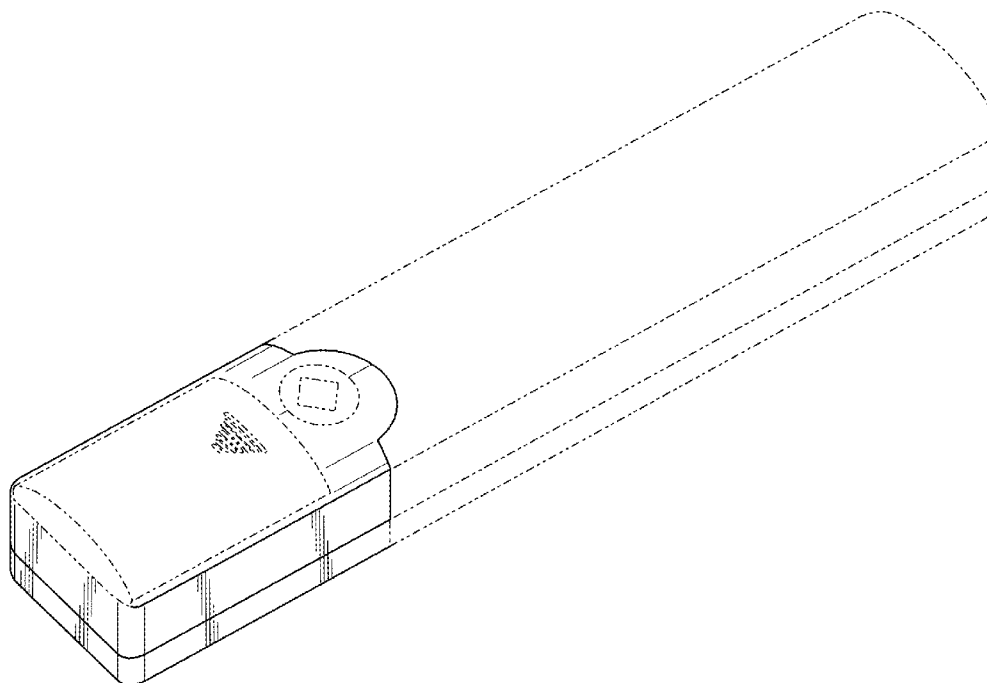
FIG. 4 is a right side elevational view thereof;

FIG. 5 is a top plan view thereof; and,

FIG. 6 is a bottom plan view thereof.

The broken lines immediately adjacent the shaded areas represent the bounds of the claimed design while all other broken lines are directed to unclaimed portions of the article; the broken lines form no part of the claimed design.

1 Claim, 3 Drawing Sheets



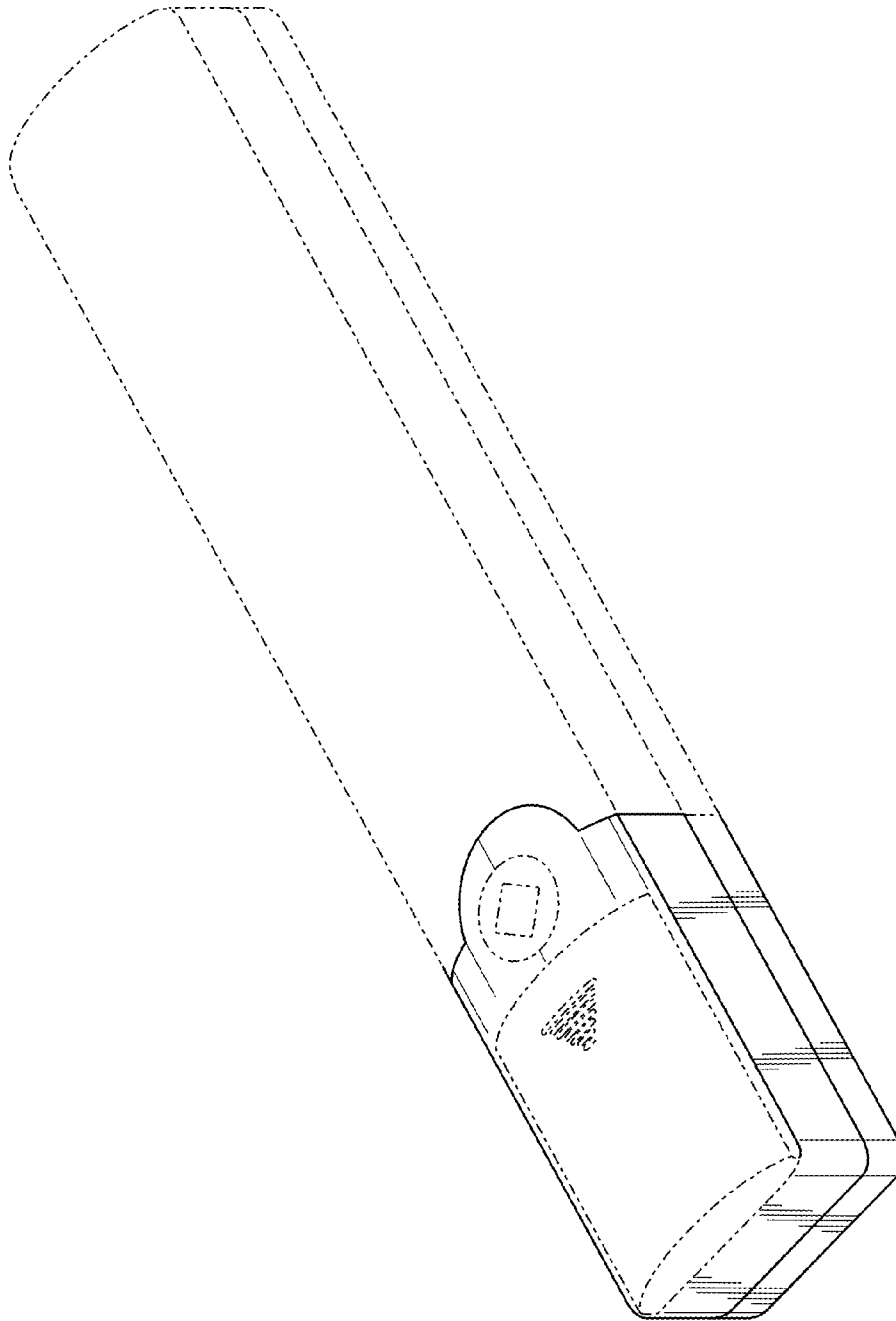


FIG. 1




FIG. 2




FIG. 4

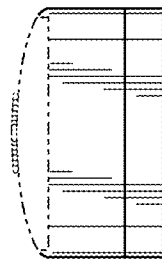


FIG. 3




FIG. 5




FIG. 6