



US00D482974S

(12) **United States Design Patent**
Nottingham et al.

(10) **Patent No.:** **US D482,974 S**

(45) **Date of Patent:** **** Dec. 2, 2003**

(54) **ROUND PAINT CONTAINER**

(75) Inventors: **John R. Nottingham**, Hunting Valley, OH (US); **John W. Spirk**, Gates Mills, OH (US); **Dale A. Panasewicz**, Strongsville, OH (US); **Nick E. Stanca**, Westlake, OH (US); **Robert Iredell, IV**, Cleveland Hts., OH (US); **Dennis M. Futo**, Strongsville, OH (US)

(73) Assignee: **NSI Innovation LLP**, Cleveland, OH (US)

(**) Term: **14 Years**

(21) Appl. No.: **29/146,702**

(22) Filed: **Aug. 14, 2001**

(51) **LOC (7) Cl.** **09-01**

(52) **U.S. Cl.** **D9/531; D9/532; D9/540**

(58) **Field of Search** D3/276; D7/603, D7/608; D9/454, 505-506, 514, 520, 523-524, 528, 530, 532, 538, 541, 543, 560, 563-564, 566, 571-572, 574-575; D32/53, 53.1; D34/39; 156/94, 250, 264; 220/4.27, 23.4, 23.83, 561, 761, 766, 770

(56) **References Cited**

U.S. PATENT DOCUMENTS

2,120,487 A	*	6/1938	Conner	220/761 X
D193,446 S	*	8/1962	Houghton	D9/528
D204,171 S	*	3/1966	Szajna	D9/528
3,358,877 A	*	12/1967	Eckhoff	220/775
D214,360 S	*	6/1969	Huber	D9/528
D226,901 S	*	5/1973	Galer	D9/528
3,913,785 A	*	10/1975	Pattershall	220/733
D265,176 S	*	6/1982	Bock	D34/39
4,520,936 A		6/1985	Lyons	
D296,421 S	*	6/1988	Rayner	D9/532
D296,422 S	*	6/1988	Rayner	D9/532
D296,987 S	*	8/1988	Rayner	D9/532
4,941,815 A		7/1990	Julian	

D312,157 S	*	11/1990	Sjolander	D32/53
D313,461 S	*	1/1991	Hart et al.	D23/225
4,984,714 A		1/1991	Sledge	
5,299,710 A		4/1994	Welsch et al.	
5,787,839 A	*	8/1998	Magnant et al.	119/51.5
D403,243 S		12/1998	Takeuchi et al.	
5,941,404 A		8/1999	Charrette	
6,068,161 A		5/2000	Soehnen et al.	
6,209,762 B1		4/2001	Haffner et al.	
D446,121 S	*	8/2001	Maddy	D9/500
D458,844 S		6/2002	Shea	
6,412,661 B1		7/2002	Hannah, Sr.	
D462,012 S		8/2002	Manderfield, Jr.	

* cited by examiner

Primary Examiner—Philip S. Hyder

Assistant Examiner—Carol Rademaker

(74) *Attorney, Agent, or Firm*—Calfée, Halter & Griswold LLP

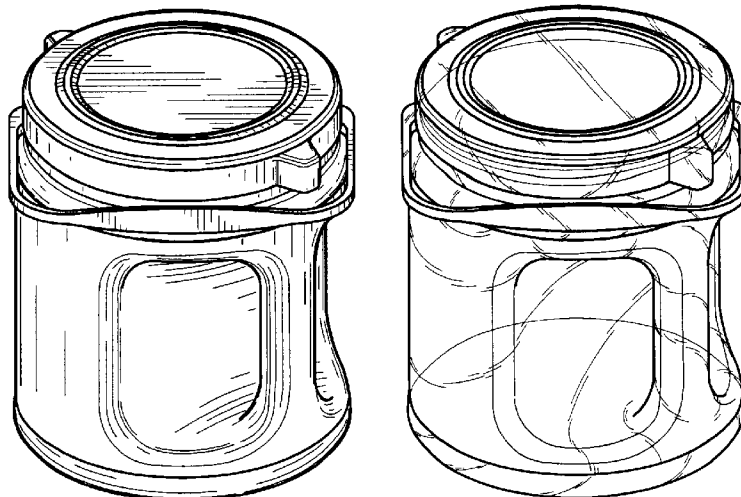
(57) **CLAIM**

The ornamental design for a round paint container, as shown and described.

DESCRIPTION

FIG. 1 is a perspective view of a round paint container embodying our new design;
 FIG. 2 is a front elevational view thereof;
 FIG. 3 is a top plan view thereof;
 FIG. 4 is a bottom plan view thereof;
 FIG. 5 is a rear elevational view thereof;
 FIG. 6 is a side elevational view thereof;
 FIG. 7 is a perspective view of a second embodiment of the round paint container of FIG. 1;
 FIG. 8 is a front elevational view thereof;
 FIG. 9 is a top plan view thereof;
 FIG. 10 is a bottom plan view thereof;
 FIG. 11 is a rear elevational view thereof; and,
 FIG. 12 is a side elevational view thereof.
 The broken lines shown in the drawings are for illustrative purposes only and form no part of the claimed design.

1 Claim, 2 Drawing Sheets



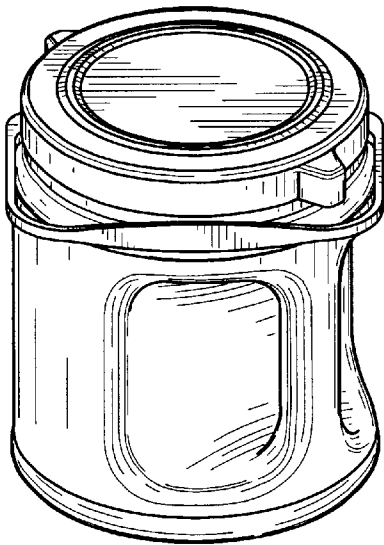


FIG. 1

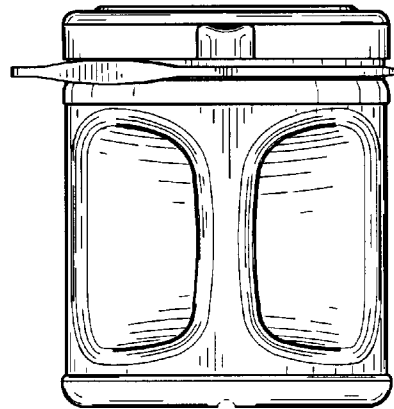


FIG. 2

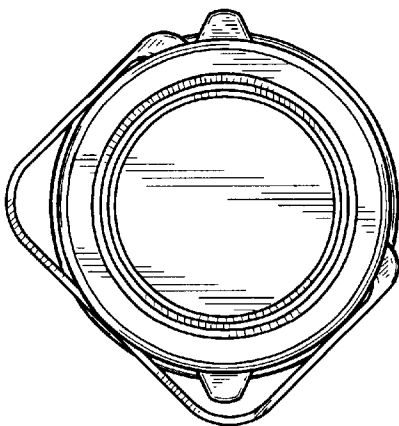


FIG. 3

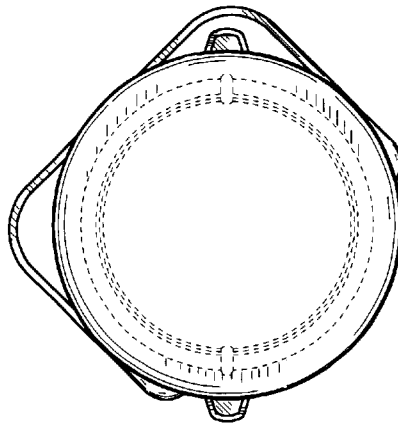


FIG. 4

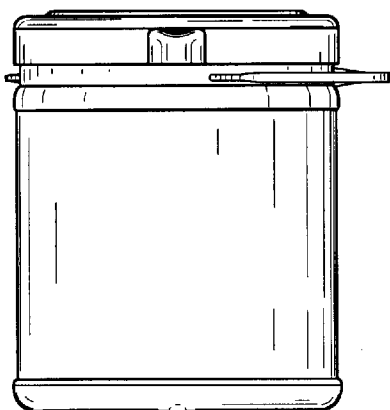


FIG. 5

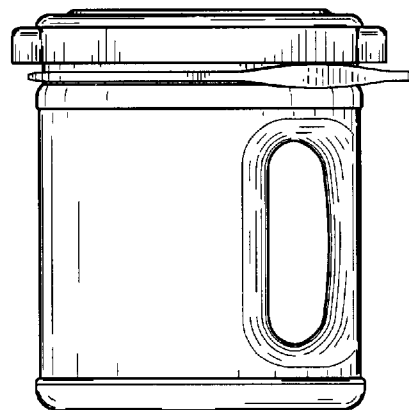


FIG. 6




FIG. 7

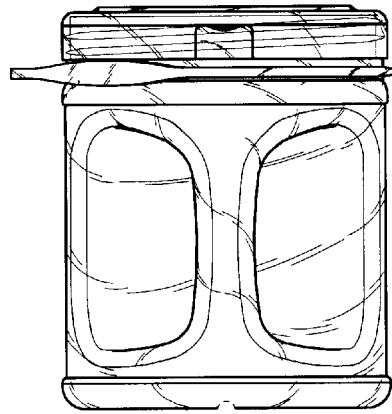


FIG. 8

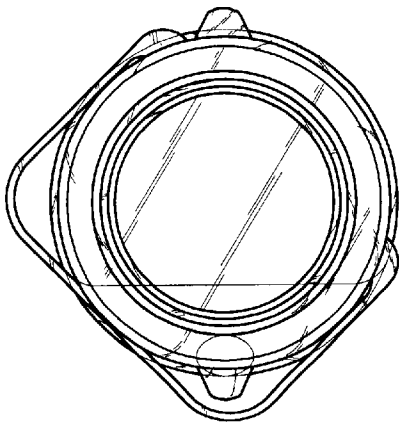


FIG. 9

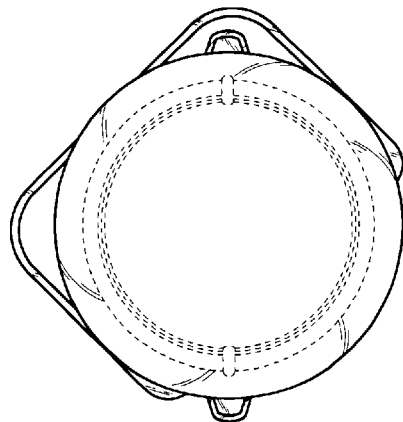


FIG. 10

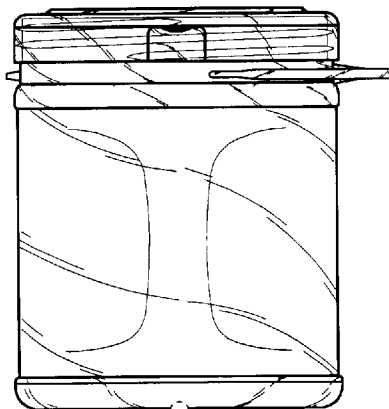


FIG. 11

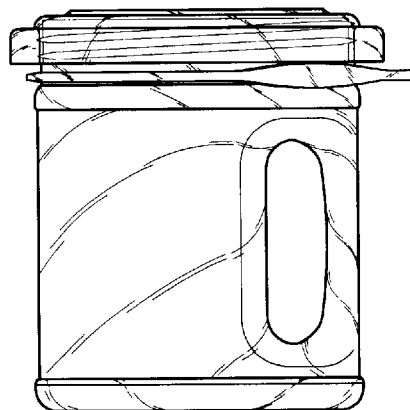


FIG. 12