



US00D406541S

United States Patent [19]

[11] Patent Number: **Des. 406,541**

Lehmann et al.

[45] Date of Patent: ****Mar. 9, 1999**

[54] **INNER LID FOR WATER METER PIT**

Attorney, Agent, or Firm—Edwin H. Crabtree; Ramon L. Pizarro; Donald W. Margolis

[76] Inventors: **Dale R. Lehmann**, P.O. Box 461784, Aurora, Colo. 80046; **Michael Hayes**, 2098 S. Olathe St., Aurora, Colo. 80013

[57] **CLAIM**

[**] Term: **14 Years**

The ornamental design for a inner lid for water meter pit, as shown and described.

[21] Appl. No.: **86,842**

DESCRIPTION

[22] Filed: **Apr. 21, 1998**

[51] **LOC (6) Cl.** **10-04**

[52] **U.S. Cl.** **D10/103**

[58] **Field of Search** D10/99, 103; 174/52.1; 70/169; 73/201; 324/136; 220/484, 571, DIG. 6, 3.8, 337, 334, 324; 361/672; 428/81, 132, 133, 192; 137/371; 16/221; 49/39, 169, 379, 380, 463, 465

FIG. 1 is a top view of the inner lid for water meter pit; FIG. 2 is a bottom view of the inner lid for water meter pit; FIG. 3 is a side view of the inner lid for meter meter pit; FIG. 4 is an end view of the inner lid for water meter pit; FIG. 5 is an opposite side view of the inner lid for water meter pit as shown in FIG. 3; FIG. 6 is an opposite end view of the inner lid for water meter pit as shown in FIG. 4; FIG. 7 is a perspective view of the inner lid for water meter pit; and, FIG. 8 is a perspective view of the inner lid for water meter pit positioned for installation inside a water meter pit. The water meter pit, surrounding ground surface, water meter with connected piping, water meter lid and associated wiring are shown in dashed lines and are illustrated herein for environmental purposes only and form no part of the invention.

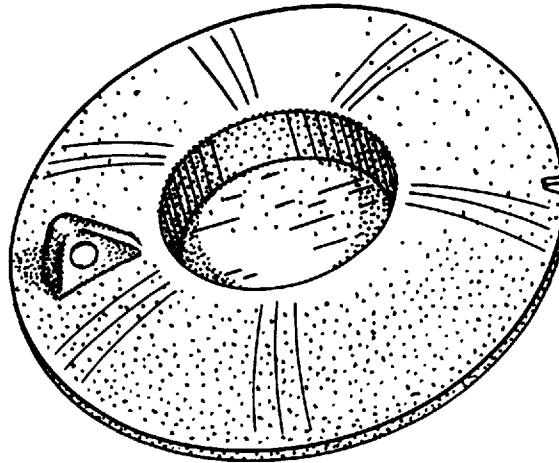
[56] **References Cited**

U.S. PATENT DOCUMENTS

D. 380,166	6/1997	Burgess	D10/103
5,249,697	10/1993	McKinnon	220/484
5,535,910	7/1996	Cassel	220/DIG. 6 X
5,555,998	9/1996	Coppola	220/484

Primary Examiner—Antoine Duval Davis

1 Claim, 1 Drawing Sheet



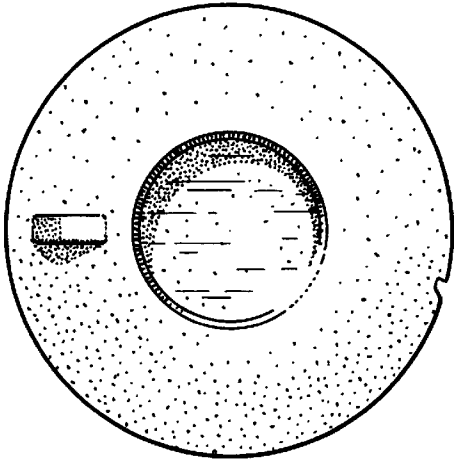


FIG. 1

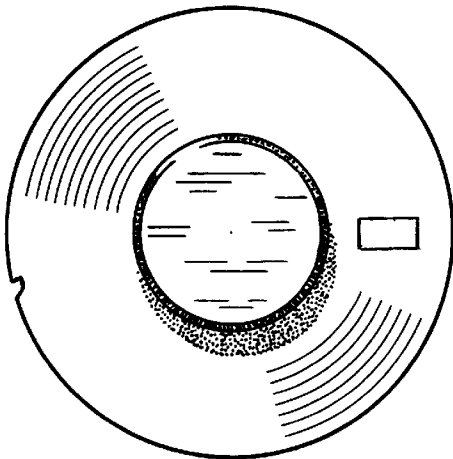


FIG. 2

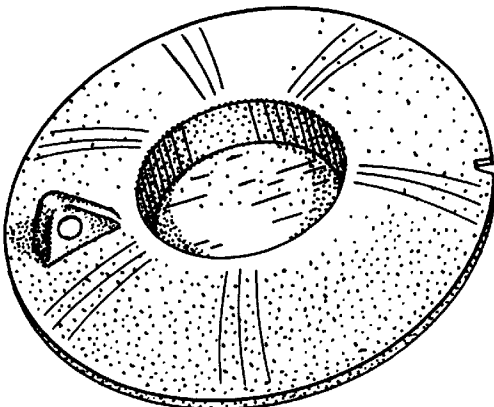


FIG. 7



FIG. 3

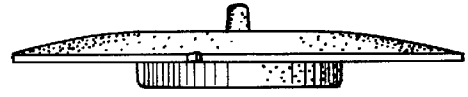


FIG. 4



FIG. 5

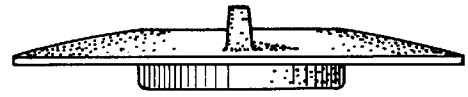


FIG. 6

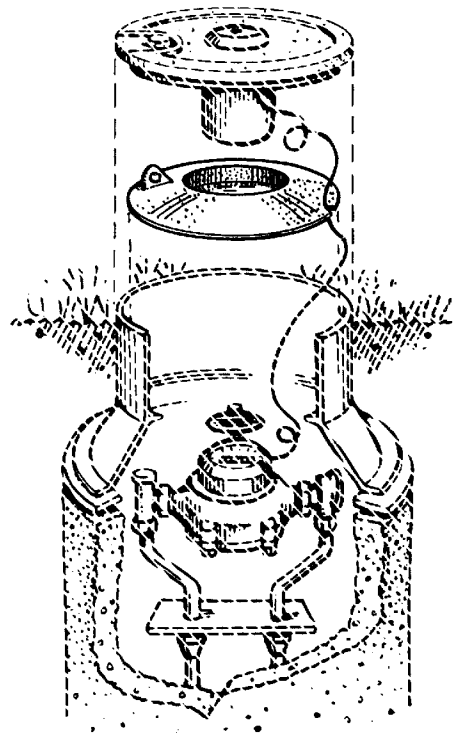


FIG. 8