



US00D779118S

(12) **United States Design Patent**
Johnson et al.

(10) **Patent No.:** **US D779,118 S**

(45) **Date of Patent:** **** Feb. 14, 2017**

- (54) **DUAL CHAMBER POUCH**
- (71) Applicant: **Church & Dwight Co., Inc.**, Princeton, NJ (US)
- (72) Inventors: **Thomas Johnson**, Highstown, NJ (US); **Nimit Bansal**, Princeton, NJ (US)
- (73) Assignee: **Church & Dwight Co., Inc.**, Princeton, NJ (US)
- (**) Term: **15 Years**
- (21) Appl. No.: **29/549,574**

D445,675 S *	7/2001	Richardson	D28/8.1
D558,922 S *	1/2008	Schwartz	D28/8.1
D559,439 S *	1/2008	Schwartz	D28/8.1
D733,962 S *	7/2015	Sunder	D28/8.1

FOREIGN PATENT DOCUMENTS

PL 2617659 B1 * 4/2014 C11D 17/045

* cited by examiner

Primary Examiner — Jennifer Rivard

(74) *Attorney, Agent, or Firm* — Church & Dwight Co., Inc.

- (22) Filed: **Dec. 22, 2015**
- (51) **LOC (10) Cl.** **28-03**
- (52) **U.S. Cl.**
USPC **D28/8.1**; D9/428
- (58) **Field of Classification Search**
USPC D9/424-426, 428, 430-432, 702, 707, D9/710, 737, 759
CPC C11D 17/04; C11D 17/041-17/042; C11D 17/043-17/047; C11D 17/0047-17/0091; C11D 17/0095; C11D 17/00-17/0021
See application file for complete search history.

(57) **CLAIM**

We claim the ornamental design for a dual chamber pouch, as shown and described.

DESCRIPTION

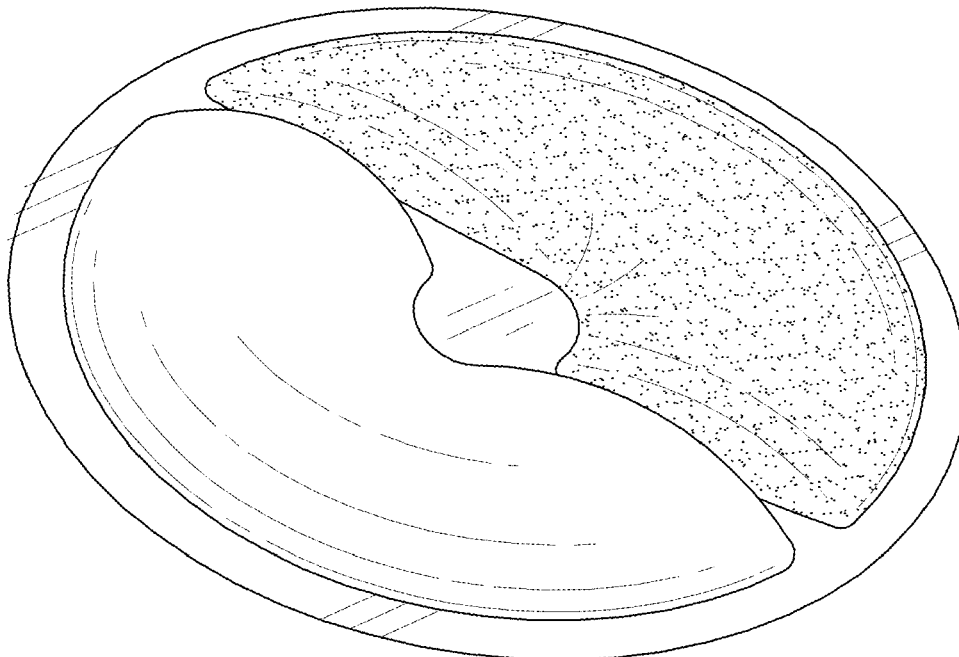
FIG. 1 is a front perspective view of the dual chamber pouch;
 FIG. 2 is a top view thereof;
 FIG. 3 is a bottom view thereof;
 FIG. 4 is a left side elevation view thereof;
 FIG. 5 is a right side elevation view thereof;
 FIG. 6 is a front side elevation view thereof; and,
 FIG. 7 is, a rear side elevation view thereof.

(56) **References Cited**

U.S. PATENT DOCUMENTS

D436,532 S *	1/2001	Richardson	D24/104
D443,105 S *	5/2001	Friesenhahn	D28/8.1

1 Claim, 5 Drawing Sheets



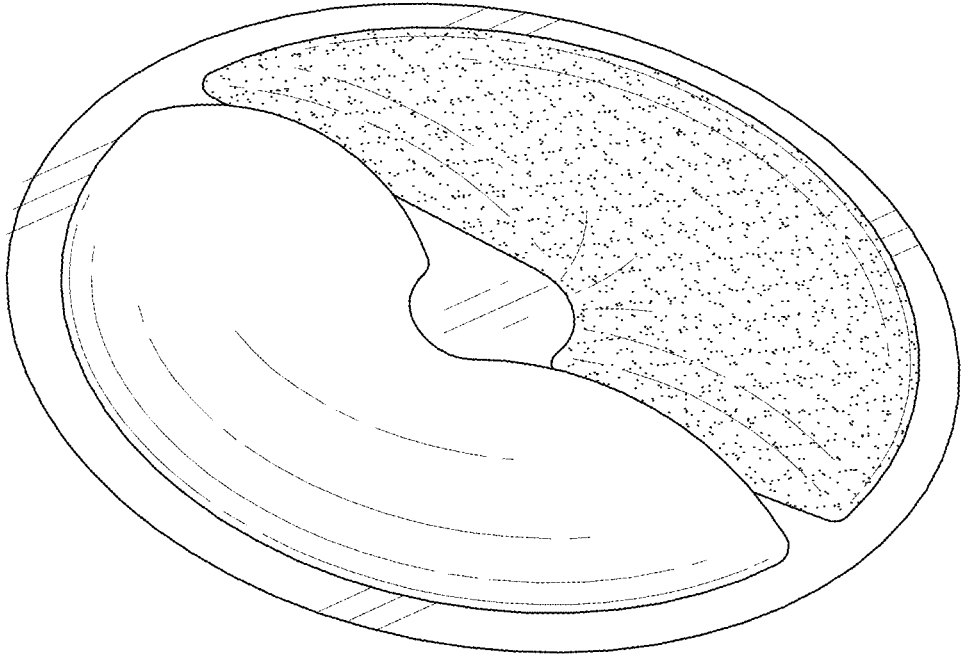


FIG. 1

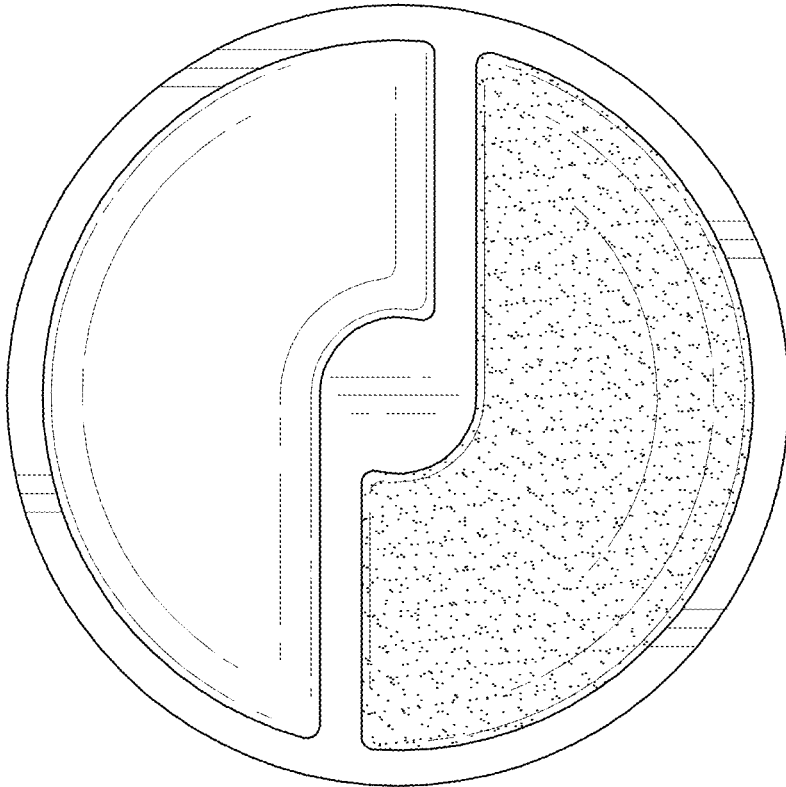


FIG. 2

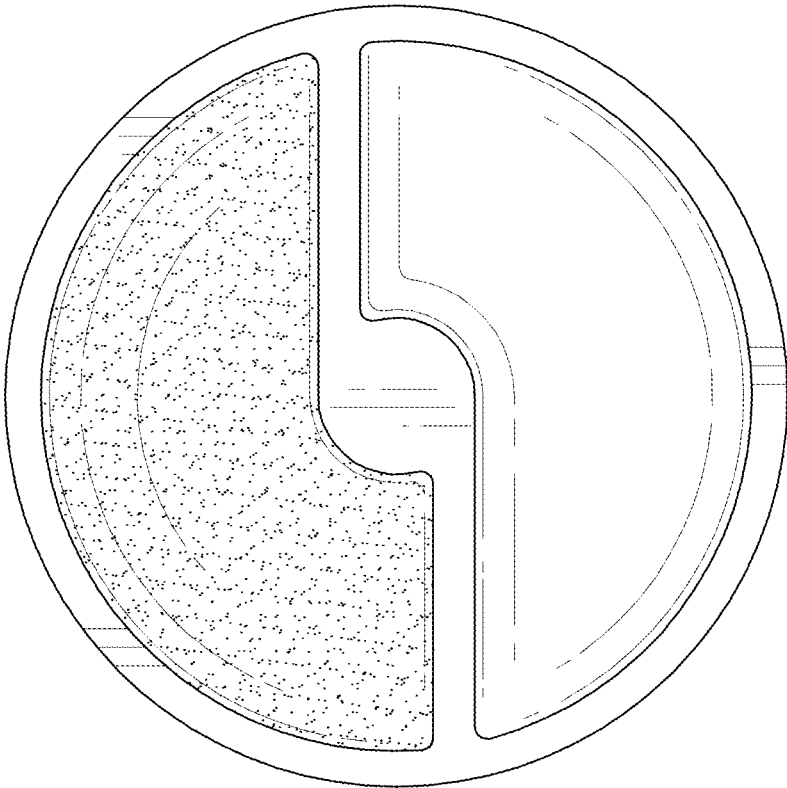


FIG. 3

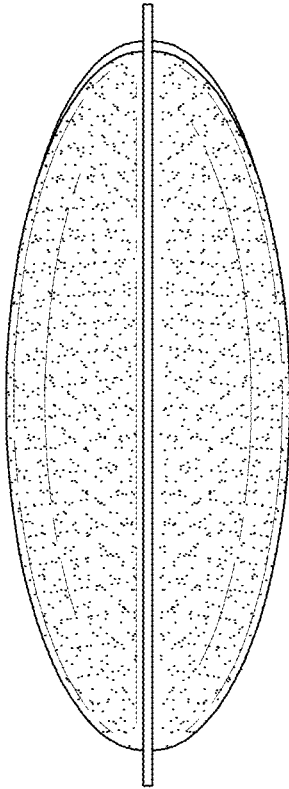


FIG. 4

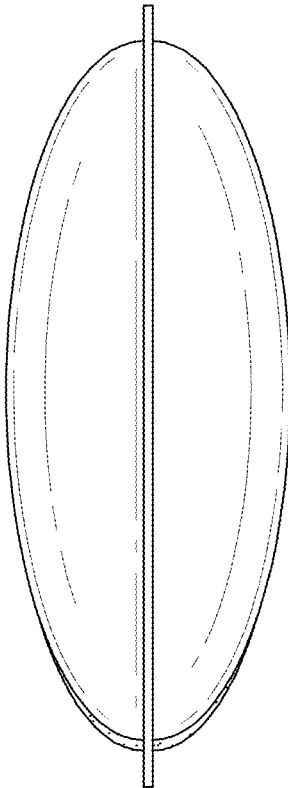


FIG. 5

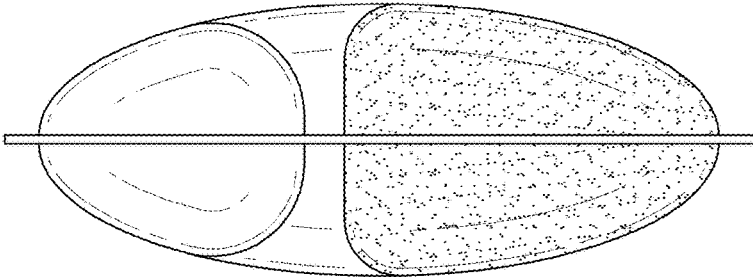


FIG. 6

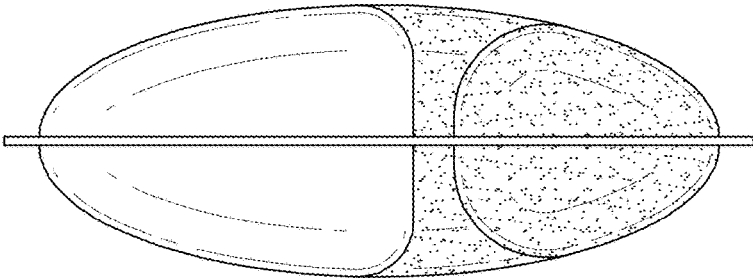


FIG. 7