



US00D810618S

(12) **United States Design Patent**
Li

(10) **Patent No.:** **US D810,618 S**

(45) **Date of Patent:** **** Feb. 20, 2018**

(54) **TWO-WHEELED SELF-BALANCING VEHICLE**

(71) Applicant: **E-Link Technology Co, Ltd,**
Guangdong Province (CN)

(72) Inventor: **Pingzhi Li,** Guangdong Province (CN)

(**) Term: **15 Years**

(21) Appl. No.: **29/571,465**

(22) Filed: **Jul. 19, 2016**

(30) **Foreign Application Priority Data**

May 31, 2016 (CN) 2016 3 0214766

(51) **LOC (11) Cl.** **12-14**

(52) **U.S. Cl.**
USPC **D12/1**

(58) **Field of Classification Search**

USPC D12/1, 5; D21/419, 421, 423, 426, 662,
D21/760, 765, 766, 769, 771, 776, 803
CPC B62K 3/007; B62K 17/00; B62K 2202/00;
B62K 11/007; B62D 51/001; B62D
51/02; B62D 61/00; B62D 37/00; A63C
17/0033; A63C 17/01; A63C 17/016;
A63C 2203/40; A63C 17/12; A63C
17/08; B60N 2/002; B60G 17/019

See application file for complete search history.

(56) **References Cited**

U.S. PATENT DOCUMENTS

D780,626 S * 3/2017 Li D12/1
D786,130 S * 5/2017 Huang D12/1

2016/0129963 A1* 5/2016 Ying B62D 51/001
180/6.5
2016/0325803 A1* 11/2016 Waxman B62M 7/12
2017/0088211 A1* 3/2017 Jiang B62K 11/007
2017/0240240 A1* 8/2017 Kroymann B62K 13/04

* cited by examiner

Primary Examiner — T. Chase Nelson

Assistant Examiner — Ania Aman

(74) *Attorney, Agent, or Firm* — Prakash Nama; Global
IP Services, PLLC

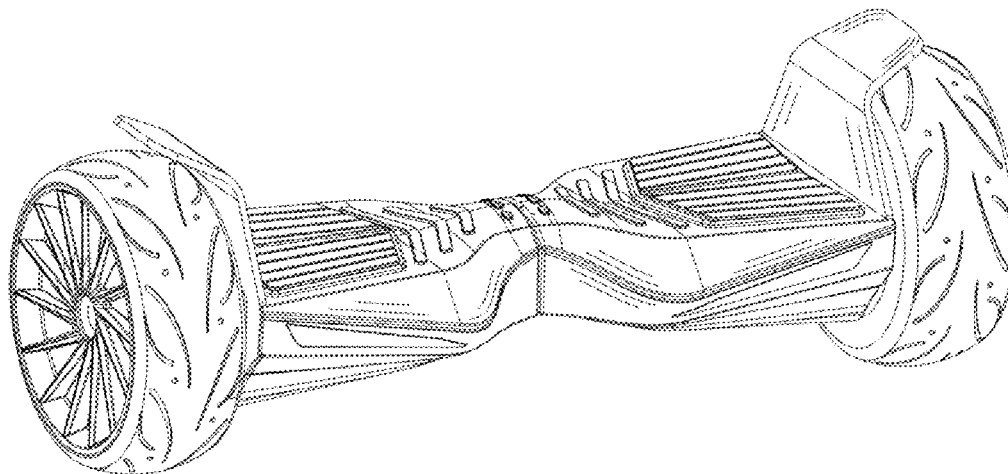
(57) **CLAIM**

The ornamental design for a two-wheeled self-balancing vehicle, as shown and described.

DESCRIPTION

FIG. 1 is a front elevation view of a two-wheeled self-balancing vehicle showing my new design;
FIG. 2 is a rear elevation view thereof;
FIG. 3 is a left side elevation view thereof;
FIG. 4 is a top plan the view thereof;
FIG. 5 is a bottom plan the view thereof;
FIG. 6 is a first perspective view thereof; and,
FIG. 7 is a second perspective view thereof.
The right side elevation view of the two-wheeled self-balancing vehicle is omitted, because it is symmetric with the left side elevation view.

1 Claim, 2 Drawing Sheets



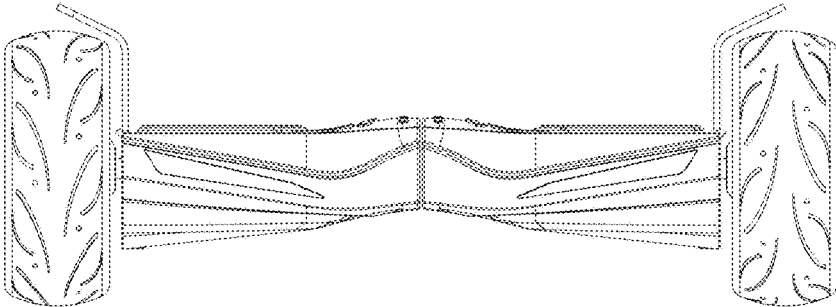


FIG. 1

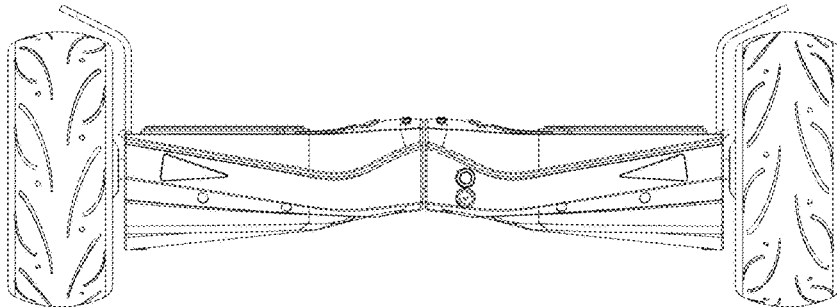


FIG. 2

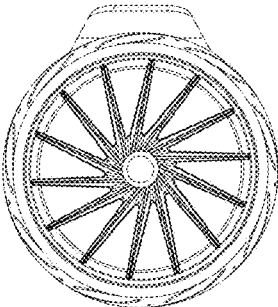


FIG. 3

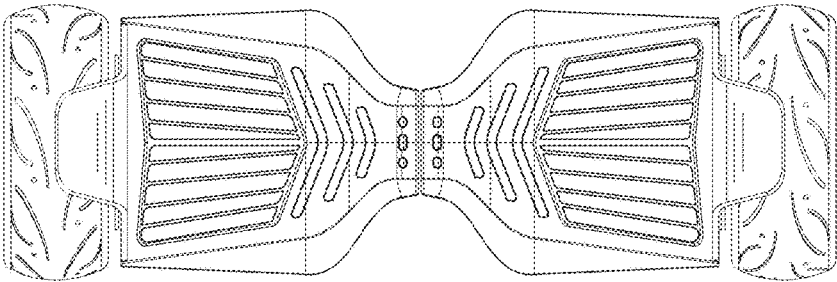


FIG. 4

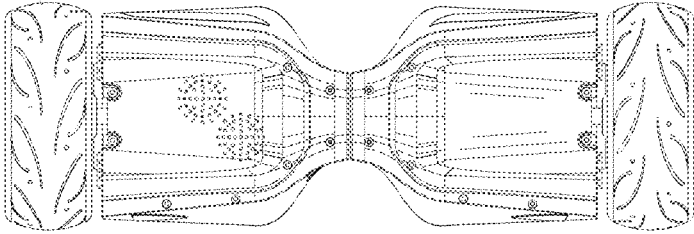


FIG. 5

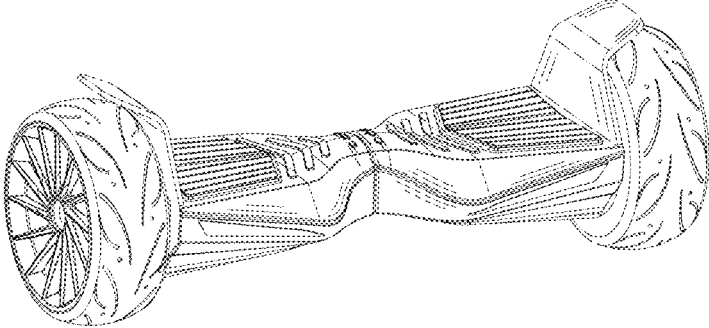


FIG. 6

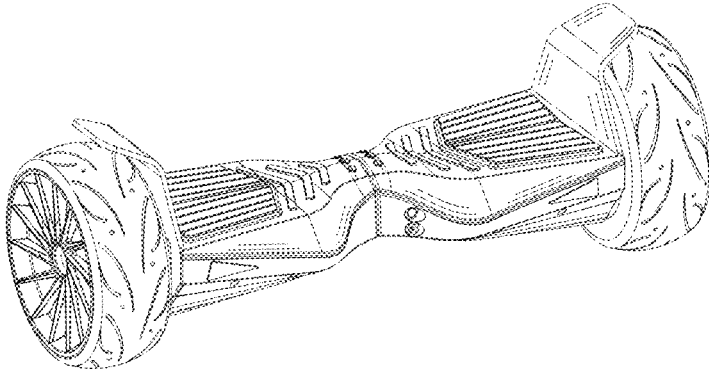


FIG. 7