



US00D397850S

# United States Patent [19]

Harada et al.

[11] Patent Number: **Des. 397,850**

[45] Date of Patent: **\*\*Sep. 8, 1998**

[54] **SHOE SOLE**

[75] Inventors: **Junko Harada; Shinichi Saito; Seiichi Goto; Yasunori Kaneko**, all of Osaka, Japan

[73] Assignee: **Mizuno Corporation**, Osaka, Japan

[\*\*] Term: **14 Years**

[21] Appl. No.: **76,828**

[22] Filed: **Sep. 23, 1997**

[51] **LOC (6) Cl.** ..... **02-04**

[52] **U.S. Cl.** ..... **D2/959**

[58] **Field of Search** ..... D2/947-960, 962; 36/126-130, 134, 67 A, 67 B, 67 C, 67 D, 59 C, 59 R

[56] **References Cited**

**U.S. PATENT DOCUMENTS**

D. 272,390	1/1984	Muller-Feigelstock	.....	D2/955
D. 290,903	7/1987	Inohara et al.	.....	D2/962
D. 291,743	9/1987	Inohara et al.	.....	D2/957

D. 313,112	12/1990	Eisenbach	.....	D2/954
D. 368,360	4/1996	Wolfe	.....	D2/962
D. 387,892	12/1997	Briant	.....	D2/962
4,590,693	5/1986	Kawashima et al.	.....	36/126
4,667,425	5/1987	Effler et al.	.....	36/126
5,461,801	10/1995	Anderton	.....	36/128

*Primary Examiner*—Doris V. Coles  
*Attorney, Agent, or Firm*—Sidley & Austin; Hugh A. Abrams

[57] **CLAIM**

The ornamental design for a shoe sole, as shown.

**DESCRIPTION**

FIG. 1 is a front elevational view of a shoe sole showing our new design;  
FIG. 2 is a rear elevational view thereof;  
FIG. 3 is a top plan view thereof;  
FIG. 4 is a bottom plan view thereof;  
FIG. 5 is a left side elevational view thereof;  
FIG. 6 is a right side elevational view thereof; and,  
FIG. 7 is a perspective view thereof.

**1 Claim, 4 Drawing Sheets**

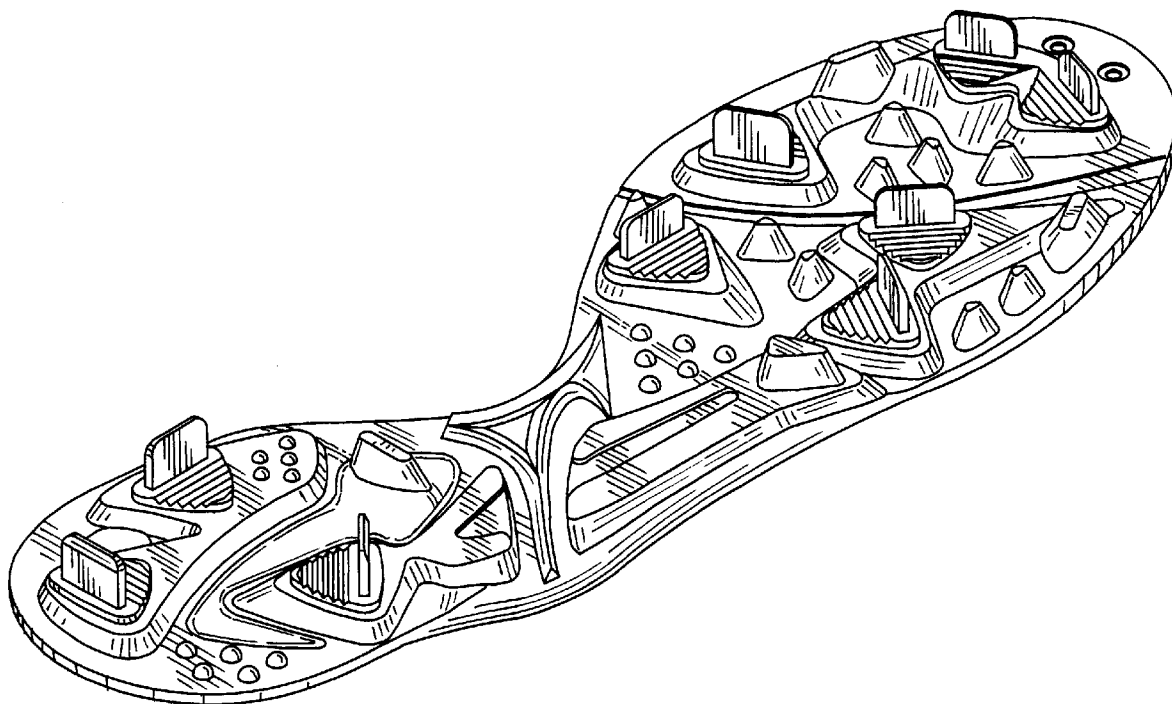


FIG. 1

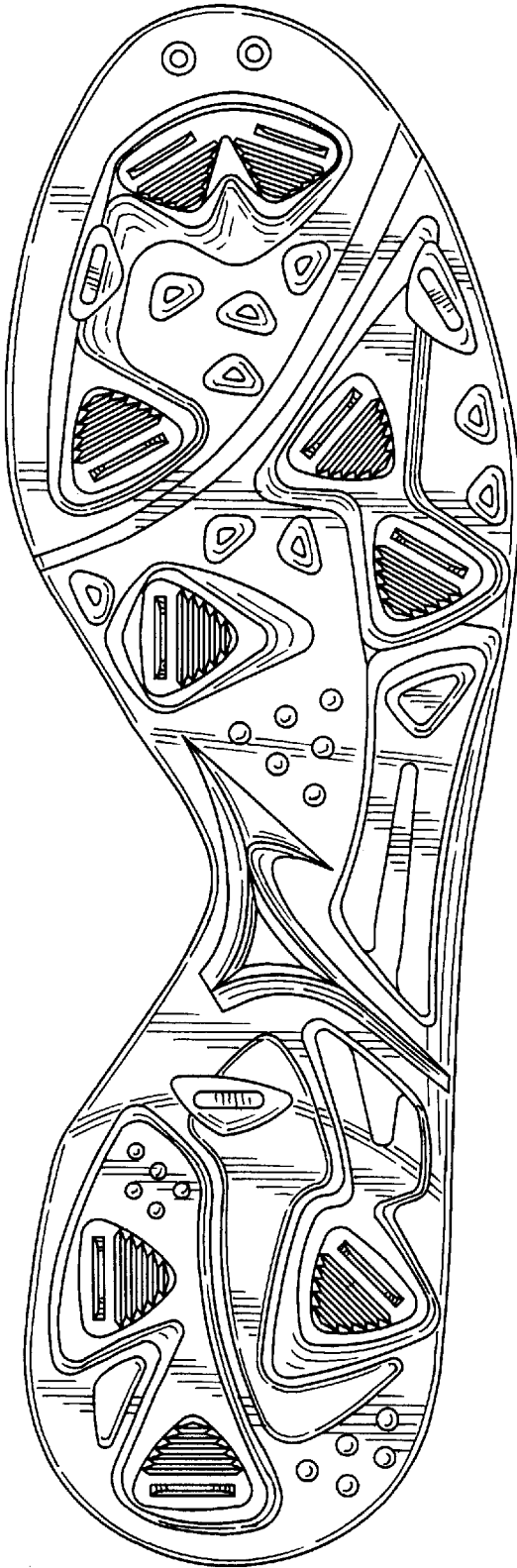


FIG. 2

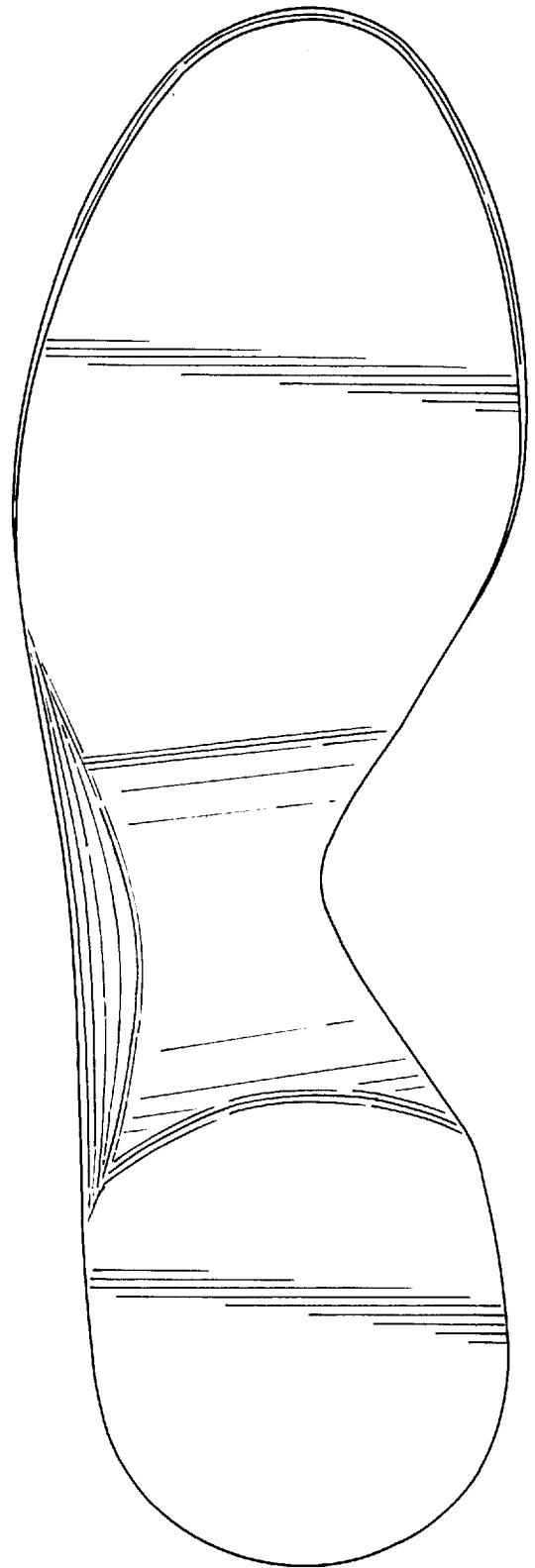


FIG. 3

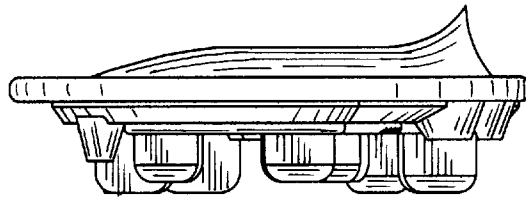


FIG. 4

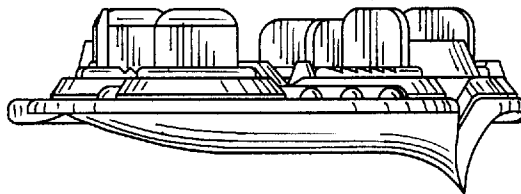


FIG. 5

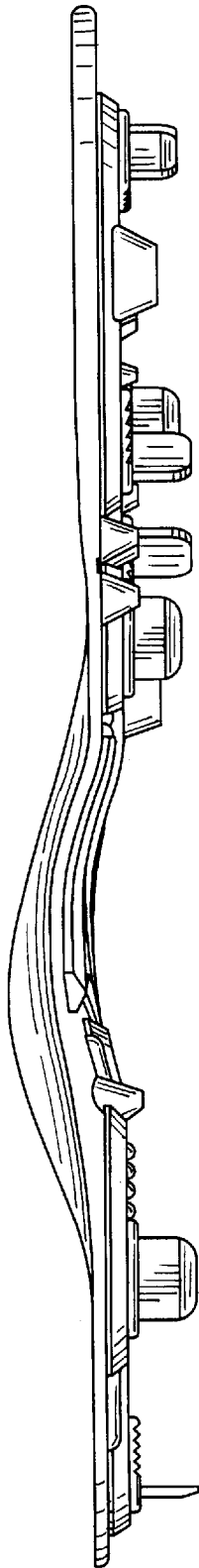


FIG. 6

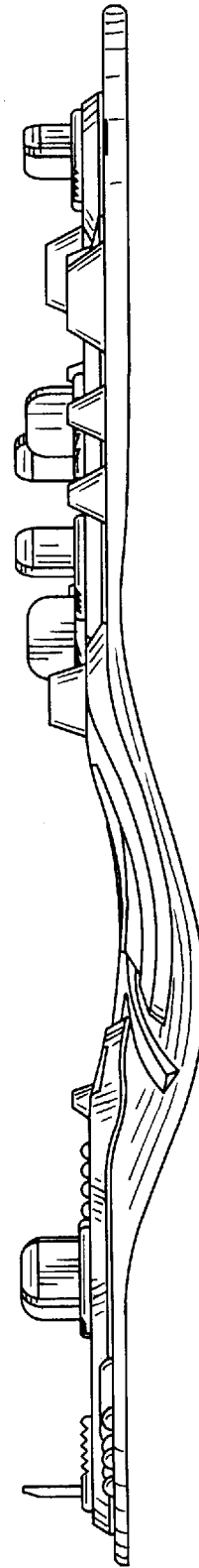


FIG. 7

