



US00D939726S

(12) **United States Design Patent**
Liu

(10) **Patent No.:** **US D939,726 S**

(45) **Date of Patent:** **** Dec. 28, 2021**

(54) **SEX TOY**

(71) Applicant: **Qian Liu**, Changde (CN)

(72) Inventor: **Qian Liu**, Changde (CN)

(**) Term: **15 Years**

(21) Appl. No.: **29/768,665**

(22) Filed: **Jan. 31, 2021**

(51) **LOC (13) Cl.** **28-03**

(52) **U.S. Cl.**
USPC **D24/215**

(58) **Field of Classification Search**
USPC D24/200, 211, 212, 213, 214, 215;
D30/160; D23/366

CPC .. A61H 19/44; A61H 2205/087; A61H 19/50;
A61H 19/30

See application file for complete search history.

(56) **References Cited**

U.S. PATENT DOCUMENTS

D380,821 S *	7/1997	Chen	D23/366
D637,302 S	5/2011	Post	
D637,303 S	5/2011	Post	
D674,906 S *	1/2013	Matsuura	D24/215
D674,907 S *	1/2013	Matsuura	D24/215
D674,908 S *	1/2013	Matsuura	D24/215
D674,909 S *	1/2013	Matsuura	D24/215
D675,308 S *	1/2013	Freeborn	D23/366
D675,309 S *	1/2013	Freeborn	D23/366
D715,910 S *	10/2014	Lin	A61L 9/03 D23/366
D818,102 S *	5/2018	Li	D23/366
D828,530 S *	9/2018	Brandenburg	D23/366
D837,959 S *	1/2019	Nie	D23/356
D837,996 S *	1/2019	Sugimoto	D24/215
D845,459 S *	4/2019	Hu	D23/366
D848,632 S	5/2019	Fuhner et al.	
D880,671 S *	4/2020	Wang	D23/366
D885,548 S *	5/2020	Cui	D23/366
D888,266 S *	6/2020	Zhou	D24/215

D893,040 S *	8/2020	Qiu	D24/215
D895,134 S *	9/2020	Qiu	D24/215
D896,397 S *	9/2020	Chen	D24/215
D898,937 S *	10/2020	Haddock	D24/215
D905,839 S *	12/2020	Zeng	D23/356
D911,544 S *	2/2021	Zhou	D24/215
D917,062 S *	4/2021	Lee	D24/215
D917,712 S *	4/2021	McDevitt	D24/214

OTHER PUBLICATIONS

Amazon, "Vibrartor Six Toy", May 11, 2021. https://www.amazon.com/Vibrartor-Powerful-Rechargeable-Vibr%E1%BA%A1tor-Vibr%E1%BA%A1ting/dp/B09462197L/ref=sr_1_2?dchild=1&keywords=vibrator+sex+toy+female+powerful+tongue&qid=1620749366&sr=8-2. Shown on p. 1. (Year: 2021).*

* cited by examiner

Primary Examiner — Cynthia Ramirez

Assistant Examiner — Michael A Maharajh

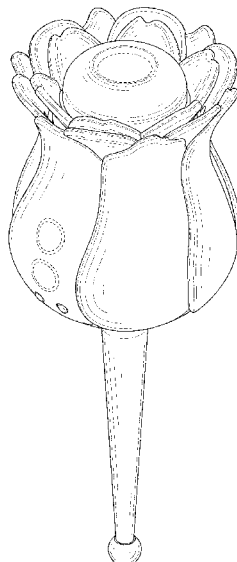
(57) **CLAIM**

The ornamental design for a sex toy, as shown and described.

DESCRIPTION

FIG. 1 is a first perspective view of a sex toy showing my new design;
FIG. 2 is a second perspective view thereof;
FIG. 3 is a front view thereof;
FIG. 4 is a back view thereof;
FIG. 5 is a left side view thereof;
FIG. 6 is a right side view thereof;
FIG. 7 is a top view thereof; and,
FIG. 8 is a bottom view thereof.
The broken lines shown in the drawings are for the purpose of illustrating portions of the sex toy, which form no part of the claimed design.

1 Claim, 8 Drawing Sheets



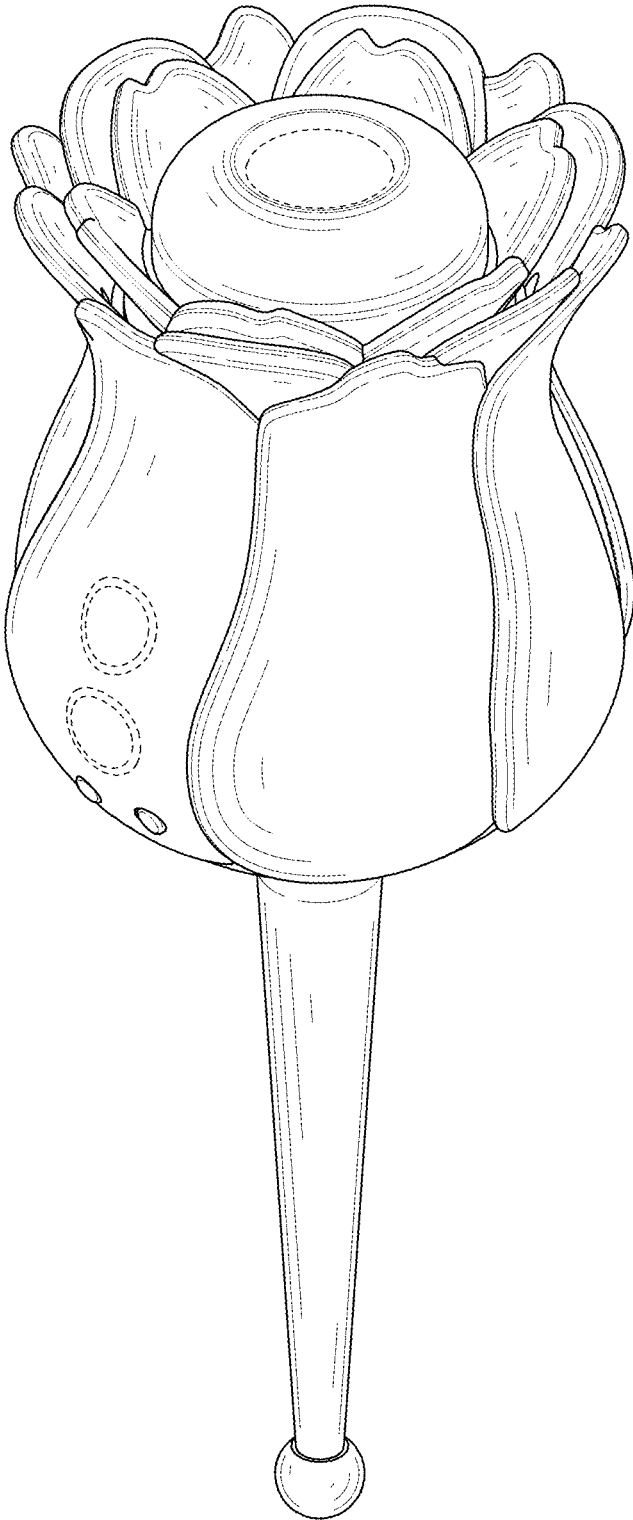


FIG. 1

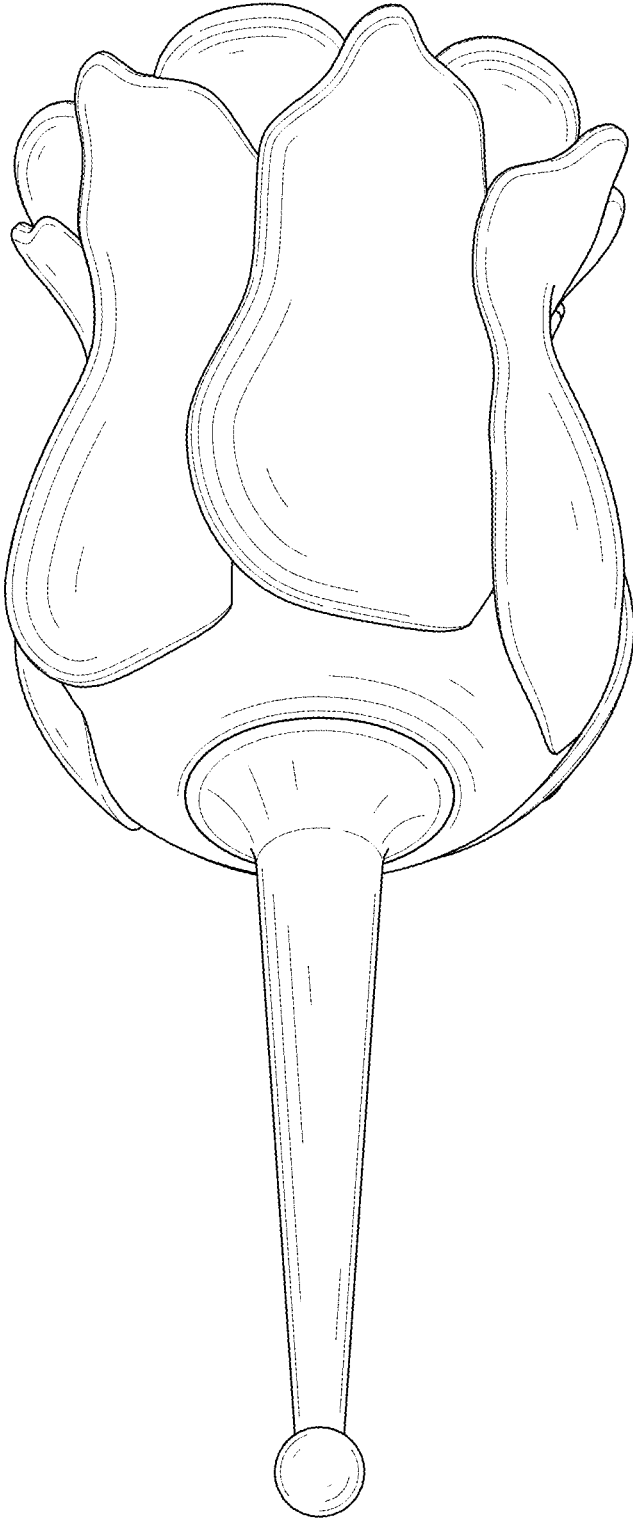


FIG. 2

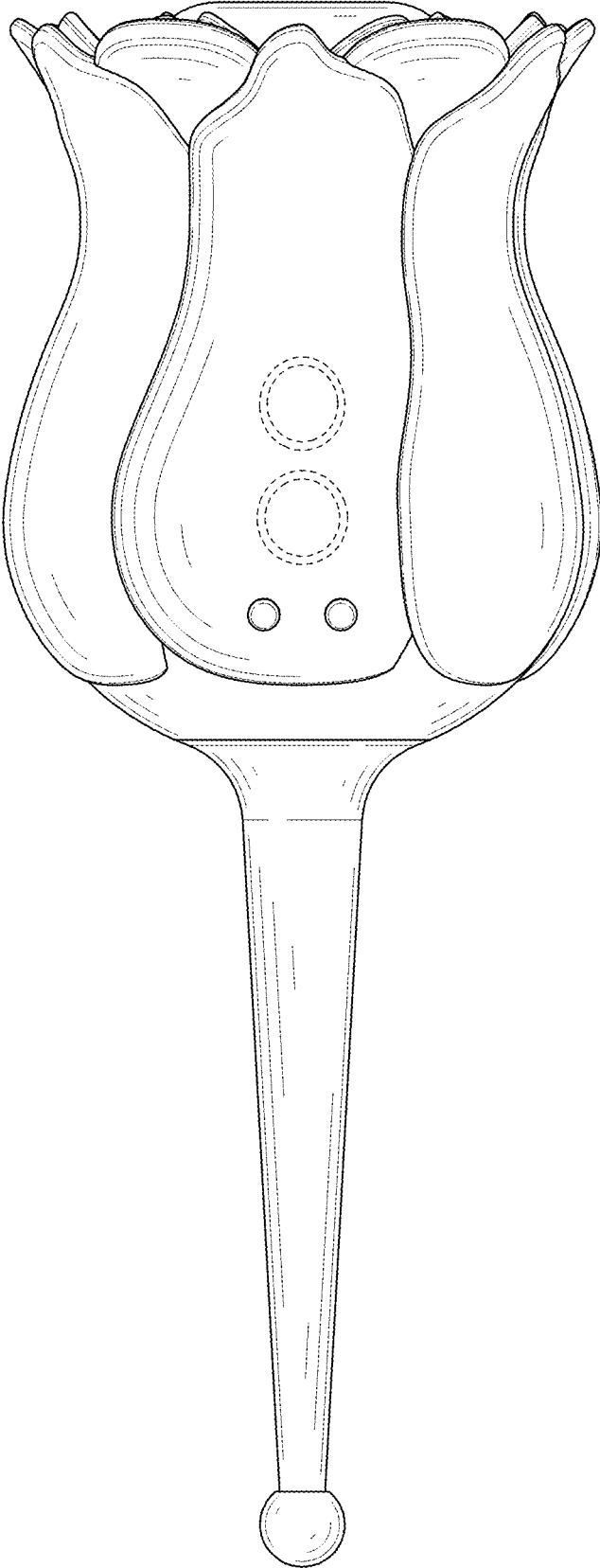


FIG. 3

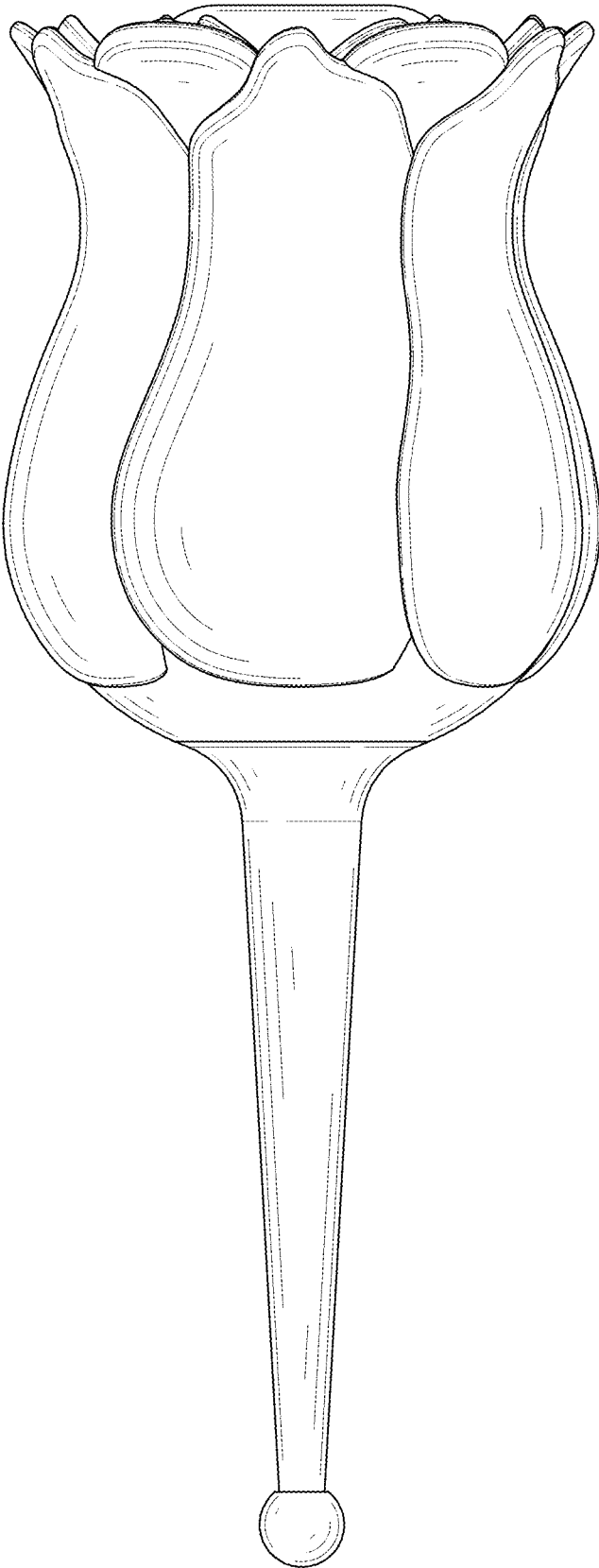


FIG. 4

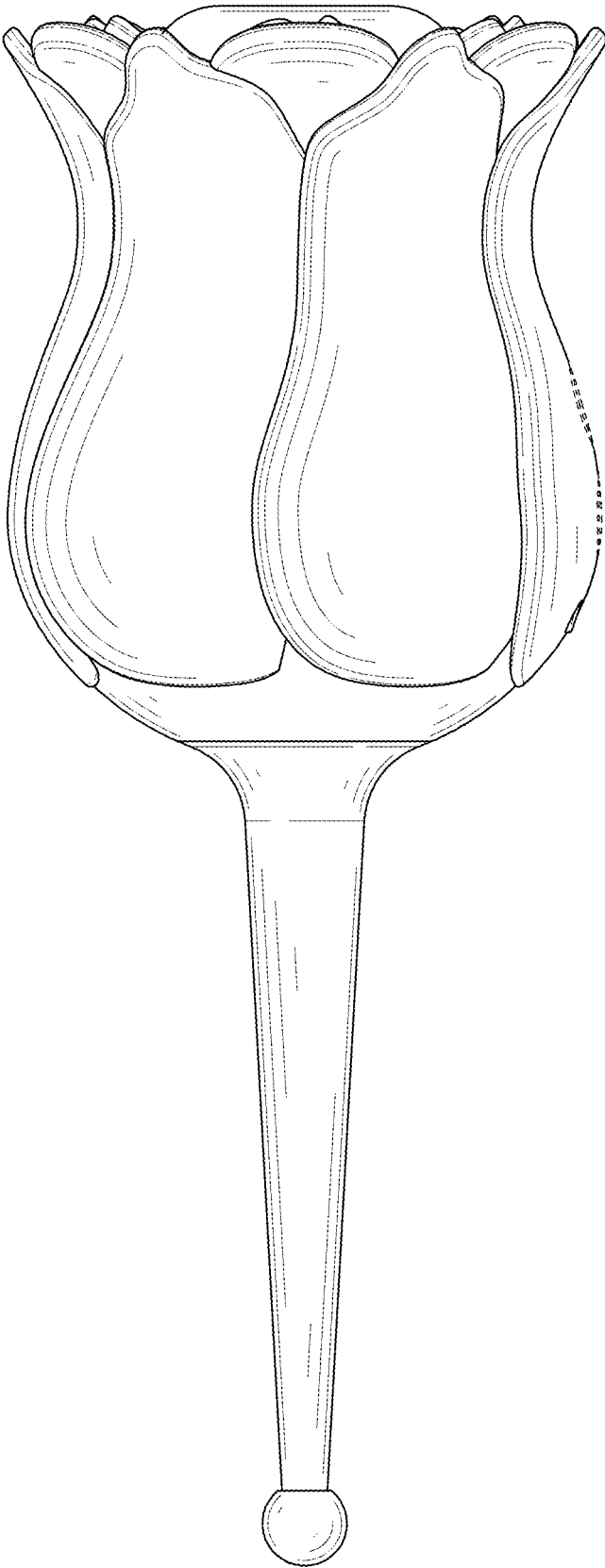


FIG. 5

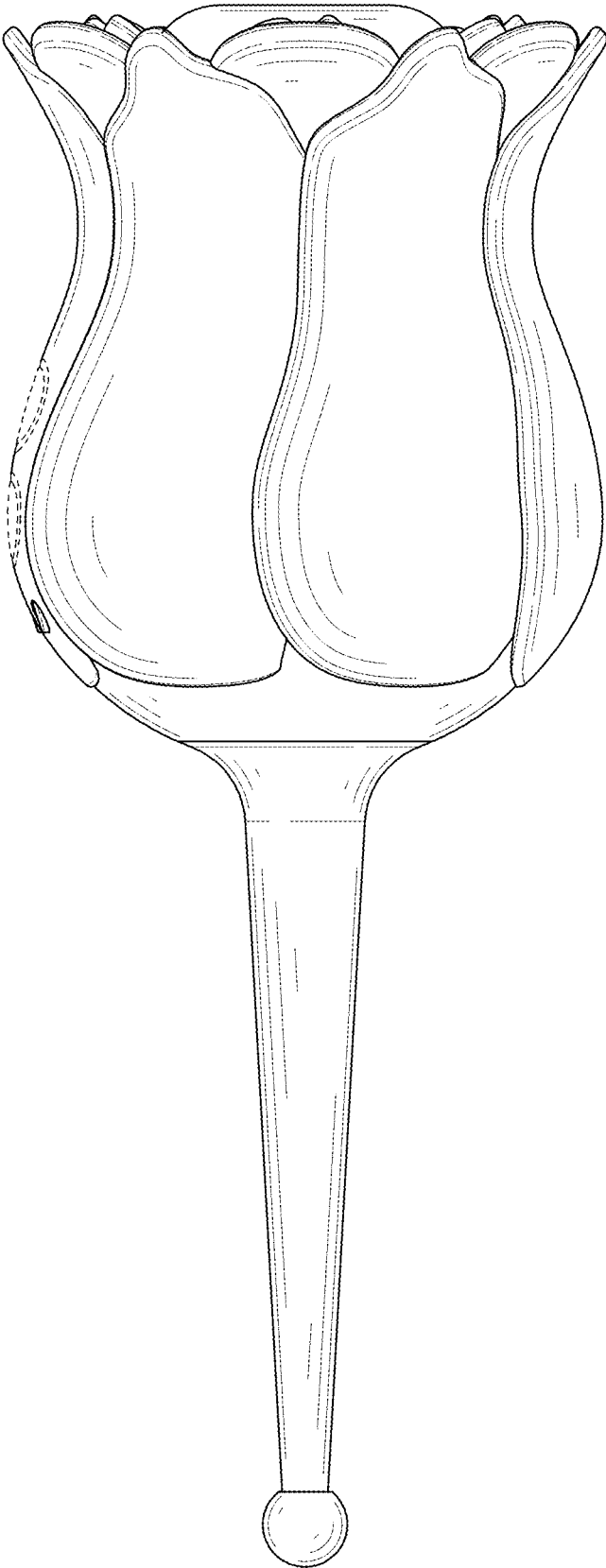


FIG. 6




FIG. 7

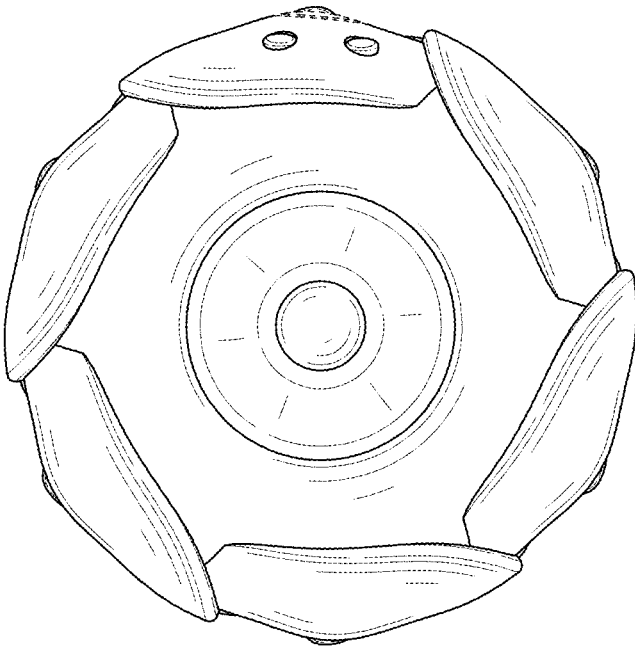


FIG. 8