



US00D403743S

# United States Patent [19] Smith

[11] **Patent Number:** **Des. 403,743**  
[45] **Date of Patent:** **\*\*Jan. 5, 1999**

[54] **SPRINKLER**

### OTHER PUBLICATIONS

[76] Inventor: **Cyr W. Smith**, W3297 County Rd. J,  
Green Lake, Wis. 54941

Copy of catalogue page, L. Wolff Manufacturing Co.; date unknown but prior to 1996.

[\*\*] Term: **14 Years**

Business card, J. Oldani, date unknown but prior to 1996, illustrating prior sprinkler design (circle).

[21] Appl. No.: **70,744**

Photographs of Oldani sprinkler design, date unknown but prior to 1996.

[22] Filed: **Apr. 8, 1997**

*Primary Examiner*—Alan P. Douglas

*Assistant Examiner*—Robin V. Taylor

*Attorney, Agent, or Firm*—DeWitt Ross & Stevens S.C.

[51] **LOC (6) Cl.** ..... **23-01**

[52] **U.S. Cl.** ..... **D23/214; D23/214**

### [57] CLAIM

[58] **Field of Search** ..... D23/213–215,  
D23/219, 217, 201; 239/200–206, 211,  
276

The ornamental design for a sprinkler, as shown and described.

### DESCRIPTION

### [56] References Cited

FIG. 1 is a perspective view of a sprinkler showing my design;

FIG. 2 is a rear elevational view thereof;

FIG. 3 is a left side elevational view thereof;

FIG. 4 is a front elevational view thereof;

FIG. 5 is a right side elevational view thereof;

FIG. 6 is a top plan view thereof; and,

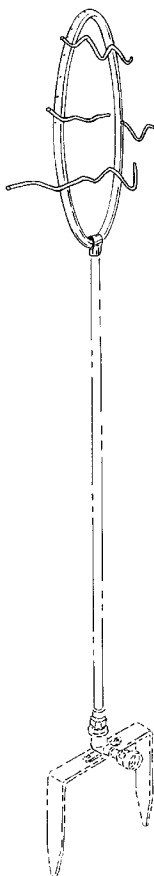
FIG. 7 is a bottom plan view thereof.

The broken line drawing of the sprinkler base in FIG. 1 is for illustrative purposes only and forms no part of the claimed design.

#### U.S. PATENT DOCUMENTS

D. 164,770	10/1951	Griswold	.....	D23/215
D. 180,472	6/1957	Cowen	.....	D23/201
211,876	2/1879	Wolff et al.	.	
D. 225,328	12/1972	Margrill	.....	D23/214
D. 232,088	7/1974	Margrill	.....	D23/201
1,758,767	5/1930	Taggart	.....	D23/214
2,670,992	3/1954	Long	.....	239/211
2,937,812	5/1960	Cook	.....	239/211
4,498,627	2/1985	Arginsky	.....	D23/214
5,022,588	6/1991	Haase	.....	239/211

**1 Claim, 2 Drawing Sheets**



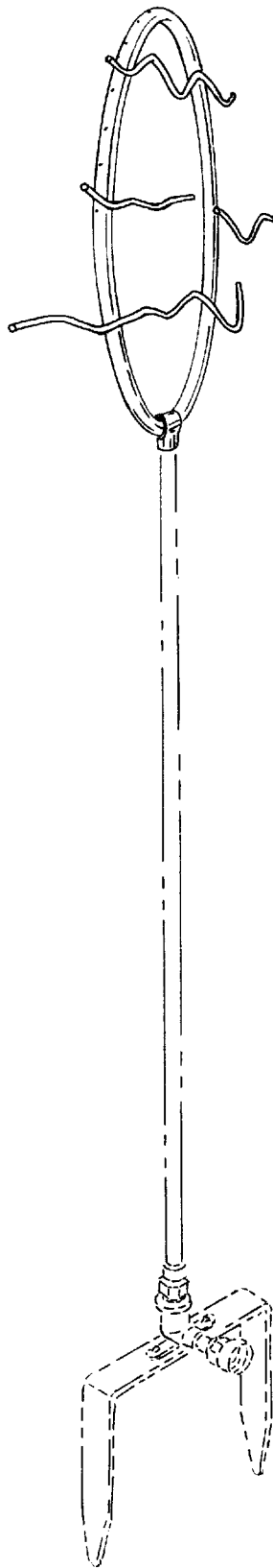


FIG. 1

FIG. 2

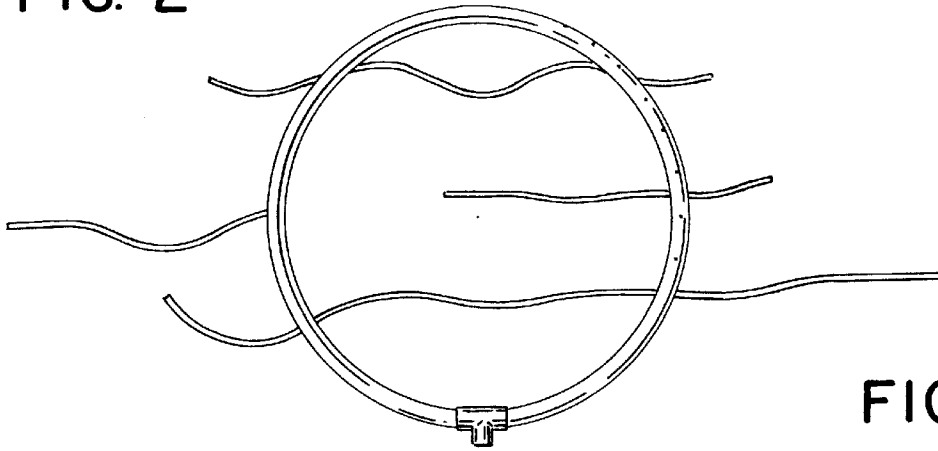


FIG. 3



FIG. 4

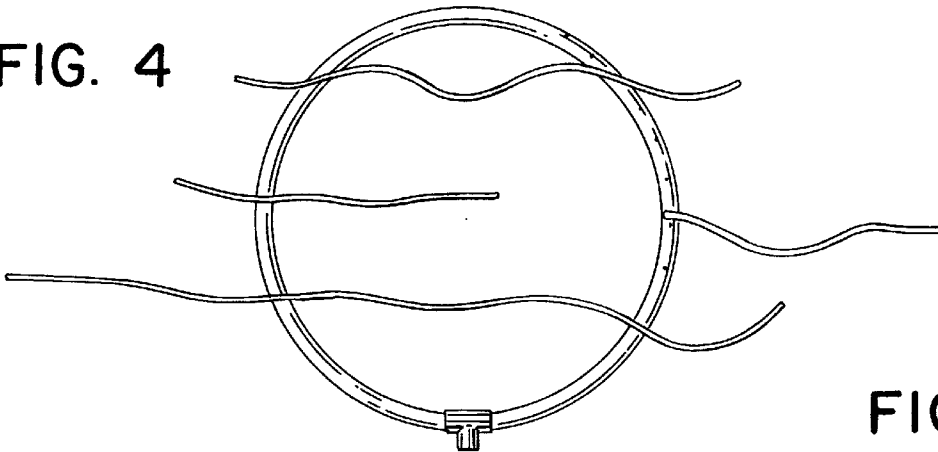


FIG. 5




FIG. 6



FIG. 7