



US00D433453S

# United States Patent [19] Fallon

[11] Patent Number: Des. 433,453

[45] Date of Patent: \*\* Nov. 7, 2000

[54] NEON SIGN

[75] Inventor: **Timothy Ross Fallon**, Boiling Springs, S.C.

[73] Assignee: **Fallon Luminous Products Corporation**, Spartanburg, S.C.

[\*\*] Term: **14 Years**

3,056,221	10/1962	Brienza .....	40/545
4,169,327	10/1979	Stilling .....	40/549
4,201,003	5/1980	Witt .....	40/545
4,852,285	8/1989	Kimoto .....	40/542
5,267,404	12/1993	Kizy .....	40/545
5,493,804	2/1996	Lo .....	40/545
5,533,286	7/1996	Fallon et al. ....	40/545
5,536,558	7/1996	Shelton .....	40/541 X
5,579,598	12/1996	Fallon et al. ....	40/545

[21] Appl. No.: **29/103,993**

[22] Filed: **Apr. 26, 1999**

[51] LOC (7) Cl. .... **20-03**

[52] U.S. Cl. .... **D20/10**

[58] Field of Search ..... D20/10, 19, 21,  
D20/42; 362/812; 40/538, 540-553, 564,  
572, 574, 575, 584, 611

### FOREIGN PATENT DOCUMENTS

403541 12/1933 United Kingdom ..... 40/130

*Primary Examiner*—Susan J. Lucas  
*Assistant Examiner*—Jennifer Rivard  
*Attorney, Agent, or Firm*—Hardaway/Mann IP Group

[56] **References Cited**

U.S. PATENT DOCUMENTS

D. 161,715	1/1951	Siegel et al. ....	D20/10
D. 162,354	3/1951	Smith .....	D20/10
D. 162,355	3/1951	Smith .....	D20/10
D. 162,637	3/1951	Ernst .....	D20/42
D. 214,860	8/1969	Avila .....	D20/29
1,570,980	1/1926	Wiegand .....	40/130
1,872,428	8/1932	Drury .	
1,917,956	7/1933	Earley .	
2,095,291	10/1937	Schneider .....	40/130
2,302,667	11/1942	Duncan .....	40/545
2,556,779	6/1951	Ross .....	40/545


[57] **CLAIM**

The ornamental design for a neon sign, as shown and described.

### DESCRIPTION

FIG. 1 is a perspective view of a neon sign showing our new design;  
 FIG. 2 is a front elevation view thereof;  
 FIG. 3 is a rear elevation view thereof;  
 FIG. 4 is a top plan view thereof;  
 FIG. 5 is a bottom plan view thereof;  
 FIG. 6 is a side elevation view thereof; and,  
 FIG. 7 is the opposite side elevation thereof.

1 Claim, 2 Drawing Sheets






FIG. 1

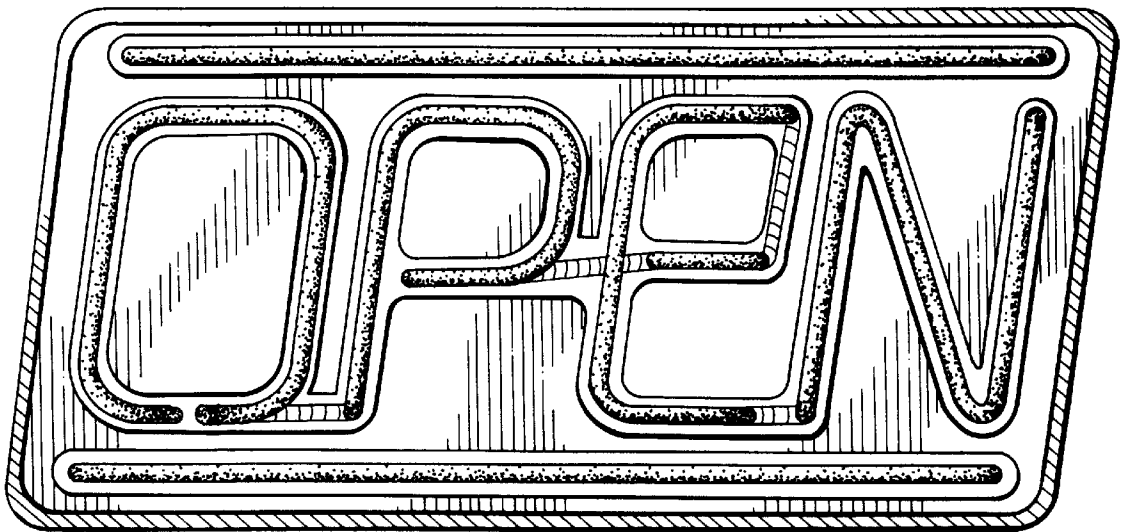


FIG. 2




FIG. 4




FIG. 7

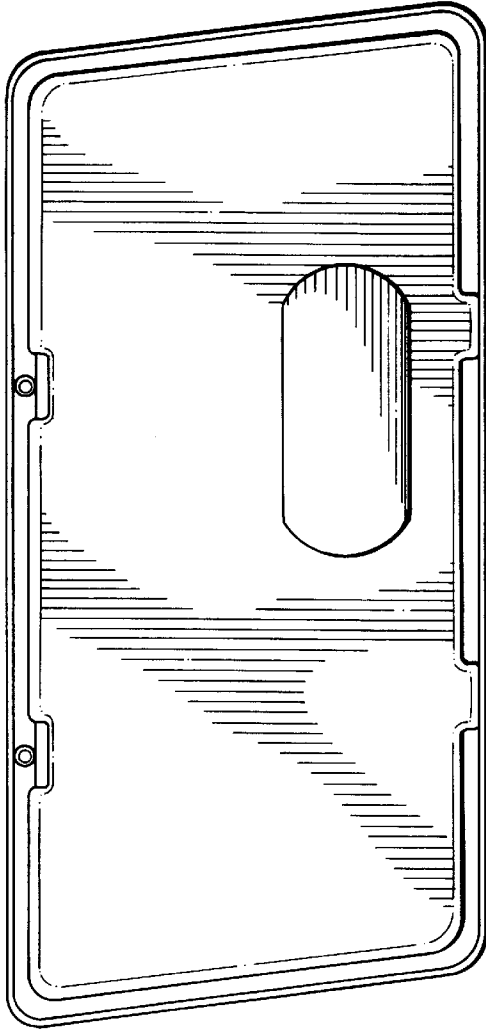


FIG. 3

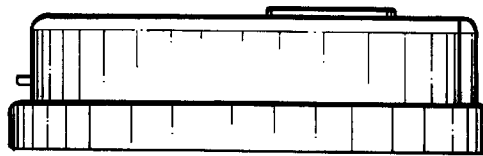


FIG. 6

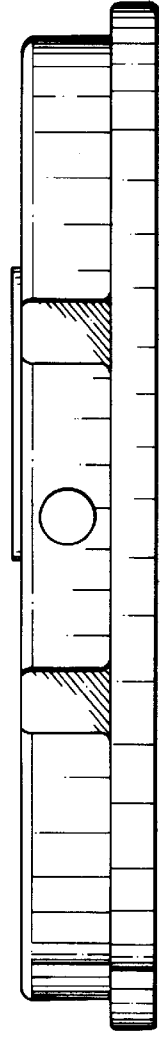


FIG. 5